

# **Stony Creek Master Plan Public Meeting #2**

May 21, 2016

# Today's Agenda

10:00 – 10:20 am

Presentation

10:20 – 10:45 am

Q & A

10:45 – 11:30 am

Browse, discuss, and comment



# Metroparks Master Plan Process

- 4 months per park
  - Stony Creek: March – June 2016
- Steering Committee: Planning staff, park operations staff
- Public Input
  - Two public meetings
  - Questionnaire (online & hard-copy)
  - Draft posted on Metroparks website for comment – Month 4
- Board of Commissioners approval

# Stony Creek by the Numbers

|  |                           |    |
|--|---------------------------|----|
| Park acreage                           | 4435                      |    |
| Buildings                              | 21                        |    |
| Average building age                   | 41                        |    |
| Picnic shelters                        | 15                        |    |
| Average shelter age                    | 18                        |    |
| Road miles                             | 14                        |    |
| <b>TRAILS</b>                          | Paved trail miles         | 11 |
|  | Nature trail miles        | 10 |
|  | Cross Country trail miles | 15 |
|  | Mountain Bike trail miles | 17 |
| Dams                                   | 2                         |    |
| Wells in use                           | 19                        |    |
| Average well age                       | 48                        |    |
| Acres of biodiversity areas            | 2327                      |    |
| Acres encumbered for recreation        | 3723                      |    |
| Average interpretive programs per year | 628                       |    |
| Annual volunteers*                     | 277                       |    |
| 2015 CRAMBA volunteer hours            | 644                       |    |

\*Natural Resources and Interpretive only

| <i>Revenue Source</i> | <i>2015 Total \$</i> | <i>% of Revenue</i> |
|-----------------------|----------------------|---------------------|
| Tolling               | 1,919,596            | 54.71%              |
| Golf                  | 910,491              | 25.95%              |
| Boat Rental           | 176,089              | 5.02%               |
| Rip Slide             | 138,993              | 3.96%               |
| Picnic Shelter        | 76,500               | 2.18%               |
| Disc Golf             | 59,195               | 1.69%               |
| Beach                 | 49,808               | 1.42%               |
| Family Camping        | 32,267               | 0.92%               |
| Interpretive          | 27,329               | 0.78%               |
| Boat Storage          | 27,149               | 0.77%               |
| Special Events        | 26,879               | 0.77%               |
| Banquet Tent          | 25,300               | 0.72%               |
| Parkway Maintenance   | 18,260               | 0.52%               |
| Cross Country Ski     | 11,583               | 0.33%               |
| Mobile Stage          | 8,000                | 0.23%               |
| Miscellaneous         | 1,264                | 0.04%               |
|                       | \$3,508,702          | 100.00%             |

- Budgeted 2016 operations revenues = \$3,949,373
- Budgeted 2016 operations expenses = \$4,742,942

*Property tax and other revenues will subsidize 16.7% (\$793,569) of the Stony Creek operating budget.*

# Area Demographics & Trends

- Increased percent of households speaking other language at home
- Increased percent of households without cars
- Increased percent of population over 65
- Increased average population density

## *Recreational Trends*

- Golf
  - “potential players in their 20s and early 30s...don't seem to be taking up golf like earlier generations. They also seem less excited about the time investment for 18-hole outings and league play.” (*Detroit Free Press*, 4/11/16)
- Disc Golf
  - Michigan ranks # 3 in the United States in Professional Disc Golf Association members (1,666), courses (220) and events (146) (*Metromode*, 4/13/16)
- Trails
  - State government support (e.g. Iron Belle Trail)
  - System/population connectivity
  - Overall popularity

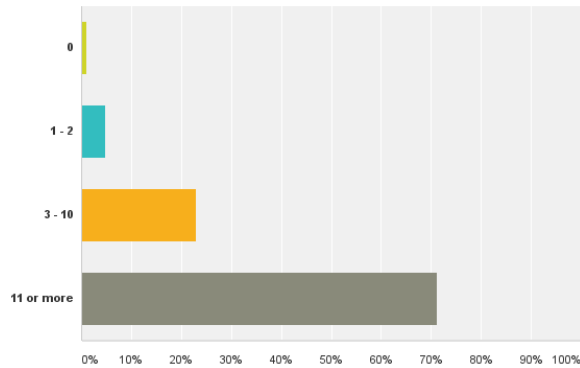
# Community Projects

- *Washington Twp* residential development expected in future east of Inwood trails, new community center being planned and working on master plan
- *Shelby Twp* some new residential and commercial as well as several industrial developments, pathway connections
- *Oakland Twp* several residential developments, one very close to the western edge of Stony, also interest in more pedestrian access
- *Rochester Hills* several residential developments and some new commercial space, pathway connections, desire for a more western entrance to Stony

# Public Input Results

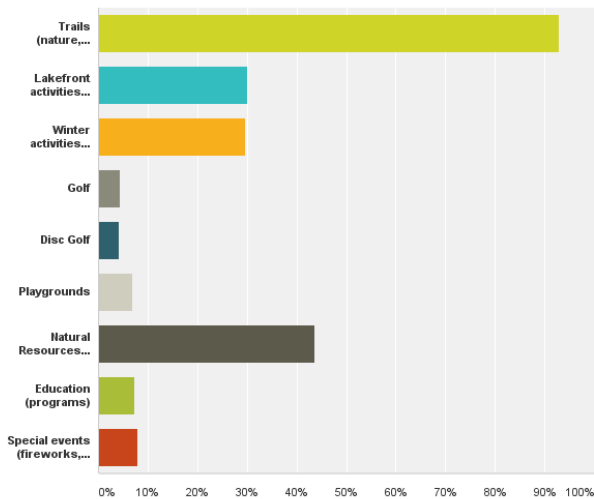
**Q3** Approximately how many times do you visit Stony Creek Metropark in a year?

Answered: 547 Skipped: 3



**Q5** What is your favorite part of the park or activity within Stony Creek Metropark? Examples are given for each category. (Choose up to 3.)

Answered: 487 Skipped: 63



**Q6** What can be done to improve your favorite area or facilities for your favorite activity?

Water Maintain and Improve Birds Continuous Loop Docks  
 Not Allowed Lake Longer Ski Trails Inwood  
 Trails Nature Trail Mileage Single  
 Track<sub>mt</sub> Bike Mountain Bike  
 Trails Think Park Skills Area MTB  
 Trails Trail Markings Road Preserve Boat  
 Storage Small Sailboats Wildlife Additional Designated Mountain  
 Bike Boat Launch

**Q7** What would make your visit to Stony Creek Metropark more enjoyable overall?

Better Trail Events Think Boat Storage Costs Pass  
 Hiking Trails Fat Biking Walking MTB Trails  
 Rules Road Enforcement Mountain  
 Bike Trails Activities  
 Park Inwood Single Track Year-round  
 Natural Fees Bikers Main Entrance Stony  
 Creek Mt Bike Boat Launch  
 Quiet Lake Beach



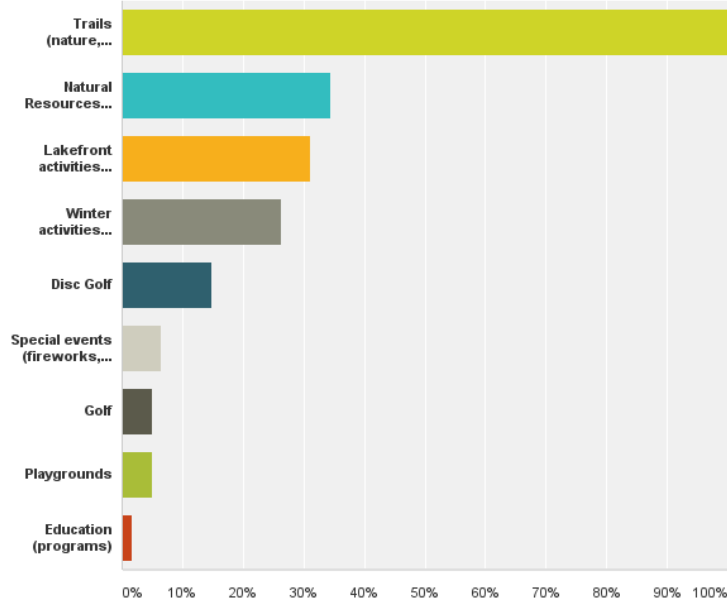


# Public Input Results

## Ages 19-32 (Millennials)

**Q5 What is your favorite part of the park or activity within Stony Creek Metropark?  
Examples are given for each category.  
(Choose up to 3.)**

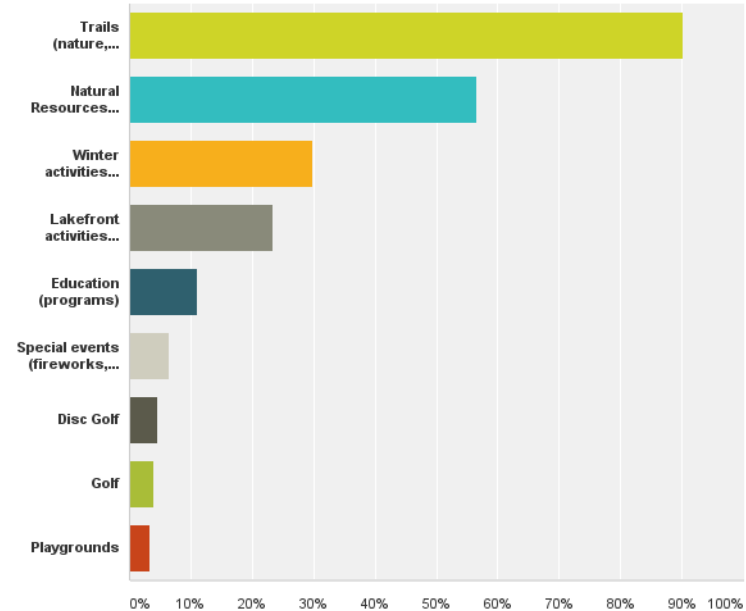
Answered: 61 Skipped: 9



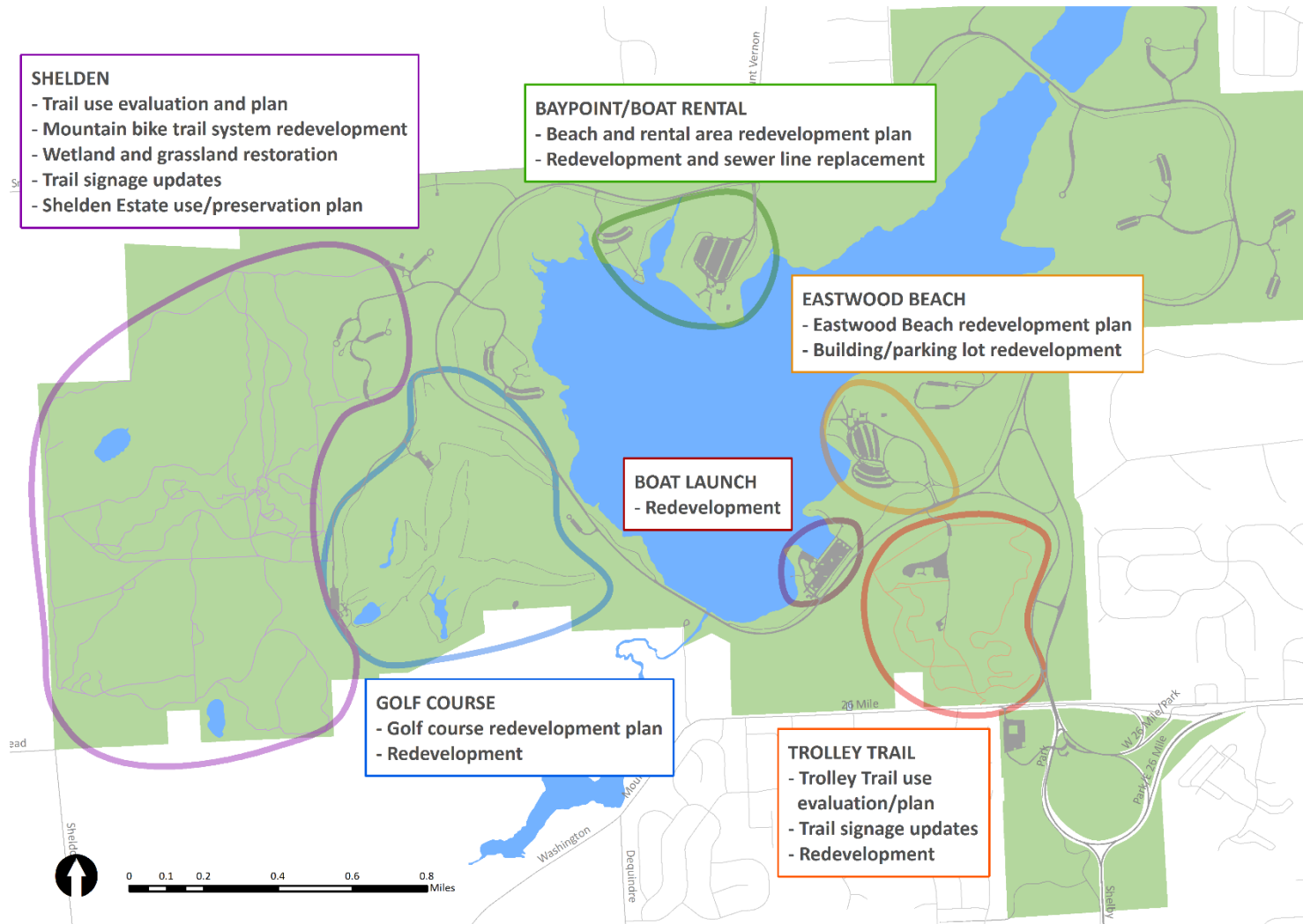
## Ages 52-70 (Boomers)

**Q5 What is your favorite part of the park or activity within Stony Creek Metropark?  
Examples are given for each category.  
(Choose up to 3.)**

Answered: 154 Skipped: 21



# Major Projects (2017-2027)





- Built in 1964
- Planned improvements
  - 5 Piers
  - Relocated trail
  - New building
  - Reconfigured parking lot
  - Improved accessibility
  - Accessible kayak launch





# Baypoint Beach & Boat Rental

- Opportunities
  - New building(s)
  - New restrooms
  - Additional picnic shelter(s)
  - Improved connectivity of the two areas

- Build dates
  - Baypoint Beach:1963
  - Boat Rental:1970





# Eastwood Beach

- Built in 1964 (concession & bath house)
- Opportunities
  - Building replacement
  - Beachfront improvements
  - Improved accessibility to trail and beach





# Golf Course

- Issues/opportunities
  - Aging buildings
  - Aging irrigation system
  - Accessibility
  - Decline in golf participation
  - Recent infrastructure improvements

- Build dates
  - Starter building: 1964
  - Cart barn: 2000
  - Maintenance building: 1974





# Mountain Bike Trails

- Issues/opportunities
  - 4 miles of single track, 6 miles of two track
  - Lack of connectivity and flow
  - Use conflicts (pedestrians/mountain bikers/skiers)
  - Designated biodiversity area
  - Signage



# Other Projects

- Walkway and interior accessibility improvements
- Realignment of paved trails to separate road & recreational cyclists
- Wetland and grassland restoration projects (Sheldon, Inwood, former Group Camp)
- Roadside wayfinding signage updates
- Trail signage updates
- Annual projects: paving, vegetation management
- Replacement of Buckhorn disc golf building