

Huron Clinton Metroparks Swimming Program Development Plan



Miklos Valdez
10733 Sunset Office Dr.
Suite 400
St. Louis, MO 63127
314.894.1245
www.chh2o.com



Counsilman · Hunsaker
AQUATICS FOR LIFE

Huron Clinton Metroparks Swimming Program Development Plan



Counselman · Hunsaker
AQUATICS FOR LIFE

Contact: Miklos Valdez
10733 Sunset Office Drive
Suite 400
St. Louis, MO 63127
(314) 894-1245

Table of Contents

Executive Summary	1
Existing Conditions – “State of Swimming” Report	1
Swimming Program Goals and Action Plan	11
Introduction.....	13
Methodology	14
Steering Committee	14
Existing Conditions – “State of Swimming” Report	16
Providers within the Huron Clinton Metroparks 5-County Area	16
Southeast Michigan Swim Instruction and Water Safety Programs.....	19
Challenges and Barriers for Swim Instruction and Water Competence Programming	30
Public Swimming Survey	31
Huron Clinton Metroparks Aquatic Facility Review.....	38
Swimming Program Goals and Action Plan	85
References.....	99
Appendix A: SE Michigan Swimming Program Survey Full Report.....	101
Appendix B: Lake Erie Metropark Great Wave Pool Audit (Jan 2022).....	139
Appendix C: Southeast Michigan Aquatic Facilities.....	187
Facilities.....	187
Facilities and Amenities.....	193
Facilities and Swim Programs	198
Facilities and Membership Rates	203
Appendix D: Swimming Program Development Plan Steering Committee Presentations	209

May 26, 2021	209
November 17 and 18, 2021	221
December 15 and 16, 2021	254
March 15 and 16, 2022	275

Executive Summary

In 2021 Counsilman-Hunsaker was retained by the Huron-Clinton Metropolitan Authority (HCMA, aka Metroparks) to undertake a Swimming Program Development Plan. The Swimming Program Development Plan aims to improve swimming ability and water competence within the Southeast Michigan Region.

Counsilman-Hunsaker used several methods to obtain information and to investigate public and non-profit facilities in the five-county area, physical structures and to gather information necessary for goals and recommendations for the Swim Program Development Plan. Counsilman-Hunsaker used the following methods:

1. Inventory and analysis of SE Michigan public, private, and non-profit aquatic facilities
2. Administration and analysis of the 5 – County Recreation and Swimming Survey
3. Swimming Program Development Plan Steering Committee Meetings
4. Evaluation of current Metropark pool sites:
 - a. Lake Erie Metropark Great Wave Pool
 - b. Lake St. Clair Metropark Pool
 - c. Willow Metropark Pool

Huron-Clinton Metropolitan Authority selected participants for the steering committee from Metroparks staff and partner agencies like the Detroit Riverfront Conservancy and the City of Detroit and citizen leaders that have a vested interest in improving swimming in the Southeast Michigan Region and the City of Detroit. The steering committee members included:

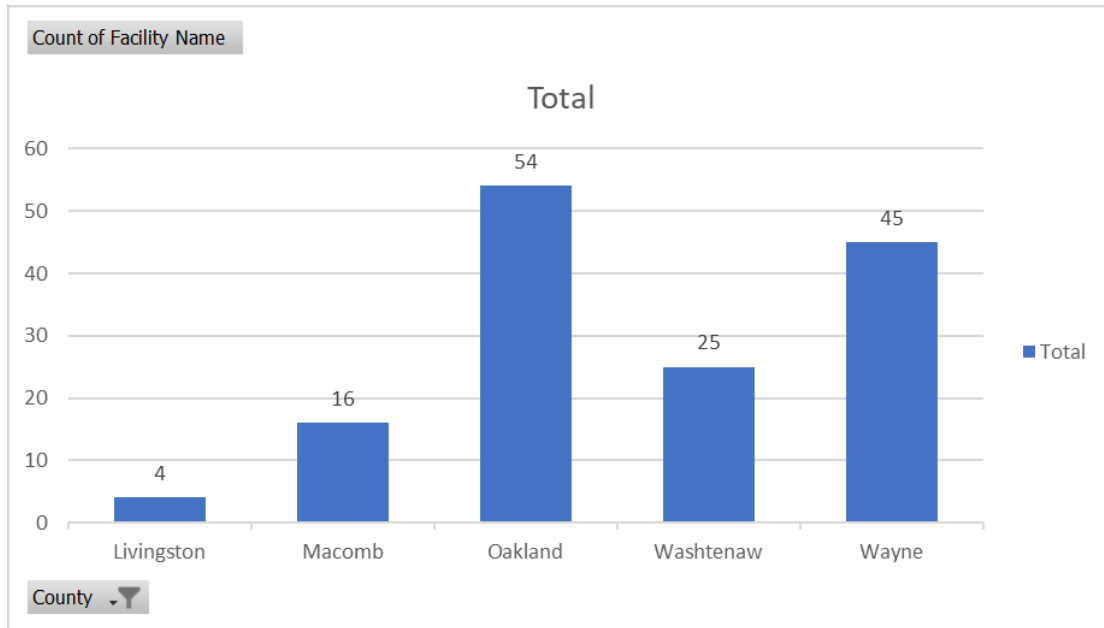
1. Nina Kelly (Huron-Clinton Metropolitan Authority)
2. Leah Blizinski (Huron-Clinton Metropolitan Authority)
3. Janet Van De Winkle (Huron-Clinton Metropolitan Authority)
4. Jay Bibby (Huron-Clinton Metropolitan Authority)
5. Jeff Linn (Lake Erie Metropark)
6. Holly Clegg (Lower Huron/Willow Metroparks)
7. Jeff Schuman (Lower Huron/Willow Metroparks)
8. Rachel Frierson (Detroit Riverfront Conservancy)
9. Erin Casey (City of Detroit Parks and Recreation)
10. Lynda Jeffries (The Leadership Group, LLC; Considine Family Life Center)

The steering committee was charged with three tasks:

1. Assist in developing goals and objectives
2. Identify areas for partnership
3. Identify ways partner agencies may participate in the action plan steps identified

Existing Conditions – “State of Swimming” Report

In the facility inventory, Counsilman-Hunsaker identified 144 aquatic facilities within the five-county area.



The facilities consist of:

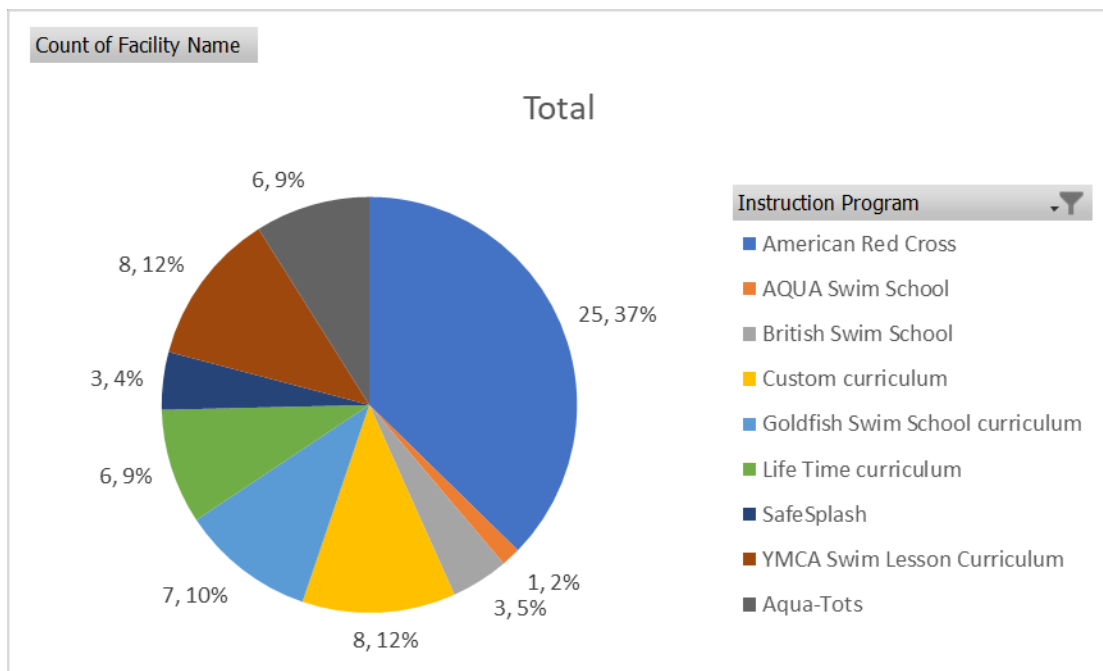
- Public Aquatic and Recreation Centers
 - City/County run Recreation Centers
 - School District run pools open to the public
- Non-Profit Facilities
 - YMCAs
 - Jewish Community Centers (JCCs)
- Private Facilities
 - Standalone swim schools
 - Country clubs
 - Private fitness centers
 - Local swim clubs.
 - Most Universities/Colleges
 - School Districts

Southeast Michigan Swim Instruction and Water Safety Programs

There are several different swim program curriculums available in the Southeast Michigan area. Some are able to be adapted and used in any facility with permission from the certifying agency, while others are specific to the swim school or facility utilizing it. For instance, the Goldfish Swim School Curriculum is only offered at Goldfish Swim School facilities, while the American Red Cross Learn to Swim Curriculum may be taught at any facility that utilizes licensed American Red Cross instructors and sign a licensing agreement with the American Red Cross.

Of the 144 swimming facilities identified, 67 facilities with 8 unique swimming programs were categorized. All other facilities either did not offer swimming lessons, or Councilman-Hunsaker was unable to determine what swim lesson program was utilized. Eight facilities were identified that utilized their own custom curriculum.

The American Red Cross swim lesson curriculum was by far the most popular, accounting for at least 46% of the facilities identified. YMCA curriculum, custom curriculums, and Goldfish Swim School curriculum were the next most popular, respectively.



Challenges and Barriers for Swim Instruction and Water Competence Programming

The current climate in the aquatic industry is one of understaffed facilities and, in many cases, long wait lists for swim lessons and other aquatic programming. The COVID pandemic hit the aquatic industry much like it did other industries that hire mostly part-time and seasonal employees. Anecdotally, the pandemic created a pent-up demand for swim lessons and recreation programming. With the workforce shortage the industry is feeling, this has led to canceled programs or long wait lists.

While the Southeast Michigan market has at least 144 swimming facilities ranging from large recreation centers and waterparks to individual swim schools, there appears to be a regional lack of qualified instructors and instructor trainers with the ability to train lifeguards.

It is apparent the Southeast Michigan market lacks a training “Hub”, facility, or organization that regularly trains lifeguards, swim instructors, and lifeguard instructors to service the area facilities. In speaking with area operators, they all have to either train staff in-house with the instructors they have, contract out for other trainers or hope that enough qualified lifeguards and swim instructors will answer job postings.

Several of the Southeast Michigan Swim Program goals and objectives were created to assist in improving the ability of local instructors to gain additional certifications and train other instructors or lifeguards in the area, thereby increasing the available workforce.

Public Swimming Survey

As part of the Southeast Michigan Swim Program data gathering phase, Councilman-Hunsaker worked with Left Brain Concepts, Inc., a Denver-area research firm, and the Huron-Clinton Metropark Authority to create and distribute a public survey specifically regarding swimming abilities, competencies, and current swimming background. The survey was distributed to residents within the 5-county area: Livingston, Macomb, Oakland, Washtenaw, and Wayne counties. The survey distribution also included the City of Detroit as a specific target area within Wayne county.

The goals of the survey were to determine the 5-county area residents':

- Background in swimming
- Among adults and children who swim:
 - Their swimming ability
 - How frequently they swim
 - Where they swim
 - The importance of swimming relative to other activities
 - Their interest in improving their swimming ability
 - The benefits they receive from swimming
- Interest among non-swimmers and their children in learning to swim
- Among non-swimmers, the benefits of swimming that might appeal to them
- Swimmers' and non-swimmers' interest in potential swimming programs
- Barriers to increasing swimming activity:
 - Limited access to swimming facilities
 - High or unacceptable fees at water venues
 - Insufficient number of instructors at water facilities
 - Limited staffing at water venues
 - Fear of being in the water
 - Fear of being on the water in a boat, canoe, or kayak
 - Feeling unwelcome at water venues
 - Unsafe conditions at water venues
- The things that would increase peoples' swimming activity
- Demographics

A total of 1,010 surveys were completed. The maximum margin of error for a sample of 1,010 is $\pm 3.1\%$ at the 95% level of confidence. Responses to the survey were analyzed by the following variables:

- ✓ Six areas of residence – 5 counties and residents of Detroit
- ✓ Households with and without children
- ✓ Gender
- ✓ Race
- ✓ Household income
- ✓ Swimming background (1) Afraid of the water and/or concerned about drowning, (2) never swam or swam years ago, (3) people who splash around in the water, (4) swimmers
- ✓ People who do not swim in either warm or cold weather months vs. all others

Swimming background / Swimming ability

The top three responses were that people swam competitively in high school, college, or beyond (38%), that people are casual, recreational swimmers (33%), and that respondents are more serious but still recreational swimmers (27%). There were many responses from casual swimmers; 17% said they splash around in the water, 11% engage in water exercise programs, and 8% said they exercise in the water for physical therapy. The survey also attracted responses from people who swam years ago but are not currently swimming (8%), area residents who are concerned about the possibility of drowning (8%), those who have never swum (3%), people who are scared to death of the water (1%) and people who once were concerned about the possibility of drowning but are no longer concerned (1%).

As was expected at the beginning of this initiative, residents of Detroit, people of color – especially people who are Black, are less proficient swimmers than people in other demographics.

Children living in the household

About half (56%) of the respondents have children living with them, and the remaining 44% do not.

Children's swimming ability by age: As expected, swimming proficiency increases as children get older. Proficiency particularly increases from ages 4-5 to 6-9. Another significant increase occurs from 6-9 to 10-13. However, there is considerably less improvement from ages 10-13 to 14-17 and from 14-17 to those 18 and older.

Frequency of swimming

Not surprisingly, people swim more in warm weather months than during cold weather months. For example, for those who swim 1-3 times a month, 32% swim in warm weather months, and only 15% swim in cold weather months. The differences were not as stark among people who swim one to three times a week (35% warm weather vs. 27% cold weather) and those who swim 4-7 times a week (22% warm weather vs. 15% cold weather). The percentage of people who do not swim at all is much higher in cold weather months (43%) than in warm weather months (11%).

Detroit residents, people of color – especially people who are Black, and people in lower-income households swim less than people in other demographics.

Places people swim

The most frequented are lakes and ponds (70%), pools at recreation centers and health clubs (67%), and pools at hotels and condos when people travel (55%). Less used are pools at private residences (31%), pools at high schools or colleges (28%), and rivers (13%).

Reaction to places to change clothes

Only 36% are satisfied with places to change clothes, places to shower (31%), and places to secure valuables (30%). Amenities people would like to see added are lockers (47%), places to change clothes (41%), and showers (39%). About a third (38%) reported they go to swimming venues in their swimming attire.

Importance of swimming to household members

Swimming is the most important recreational activity for 29% of families, tied for the most important for 33%, and an occasional activity for 27% of the households. Swimming is less

important to people of color, especially people who are Black, than people in other demographics.

Interest in learning to swim / Improving swimming ability

About two-thirds (69%) of the adults reported that they are very or somewhat interested in learning to swim or improving their swimming abilities. The percentage of combined very and somewhat interested increases to 77% for interest in having their children learn to swim or improve their swimming ability.

Detroit residents, people of color, especially people who are Black, are more interested in their learning to swim than people in other demographics.

What people enjoy about swimming / What might interest non-swimmers

The things that people enjoy about swimming that reach 60% or higher mention that swimming is good for cardiovascular fitness (70%) and total body training (66%). Also mentioned is that swimming is a relaxing and peaceful form of exercise (66%), good for stress relief (64%), provides a pleasant way to cool down on a hot day (61%), and has less joint impact and stress (60%). Only 35% noted that water is easily accessible to them at pools, beaches, lakes, and rivers.

People who are afraid of the water or have a fear of drowning were more likely than avid swimmers to state that swimming provides a pleasant way to cool down on a hot day and that swimming is a pleasant way to spend time with family and friends.

Interest in swimming programs in the 5-county area

People were given a list of 18 existing or potential programs and asked to rate their level of interest. The programs that received ratings of very interested of 25% or more were water exercise (34%), water yoga classes (33%), lap swimming (33%), child lessons (32%), water therapy & rehabilitation (28%), receiving education in water safety (27%), kayak lessons (26%), and adult swim team swimming (25%).

The demographic groups that are more interested in many of the existing or potential programs are residents of Detroit, people of color – especially people who are Black, people in lower-income households, those who are afraid of the water or have a fear of drowning, and those who do not swim or rarely swim.

Reaction to swimming opportunities in the area

The top three responses were that hours at swimming venues do not work into people's schedules (34%), water venues are too far from their homes for them to participate (28%), and fees at water venues are higher than people want to pay (27%). These sub-questions were deliberately posed with a negative slant. Thus, it should be interpreted that hours at swimming venues do work into people's schedules (66%), water venues are not too far from people's homes for them to participate (72%), and fees at water venues are not higher than people want to pay (73%).

Feeling welcome / Safety / Comfort at swimming venues

People were given seven questions and asked to respond on a scale of strongly agree, somewhat agree, somewhat disagree, and strongly disagree. When combining somewhat disagree and strongly disagree responses, negative ratings ranged from 8% to 15% for five of

the seven issues queried. Respondents disagreed the most that swimmers are respectful of others at swim venues (23%) and that people swim safely for themselves (24%).

Increasing participation in swimming

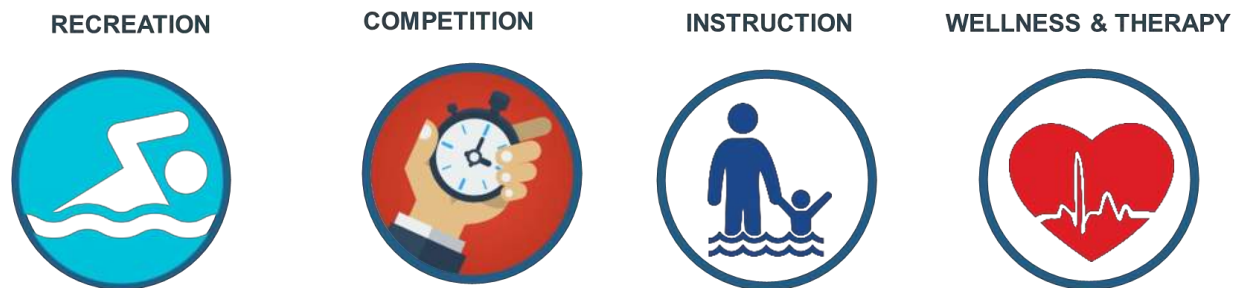
People were asked on an open-ended basis the things that would increase their participation in swimming. Twenty-six things were mentioned by at least 1% of respondents. The top six were closer water venues (20%), offering adult swim lessons (13%), more lap swim times (11%), more indoor swimming pools or the ability to use pools at high schools (10%), expanding hours at swimming facilities (9%), and lower fees (9%).

Huron Clinton Metroparks Aquatic Facility Review

In June of 2021 Councilman-Hunsaker provided a review of three Metropark Aquatic facilities, Lake St. Clair Metropark Pool, Lake Erie Metropark Great Wave Pool, and Willow Metropark Pool. The purpose of the review was to assess each facility for its functionality within the four main aquatic user groups and provide recommendations to address functional obsolescence and provide improvements based on the [Programming Action Plan](#).

Aquatic User Groups

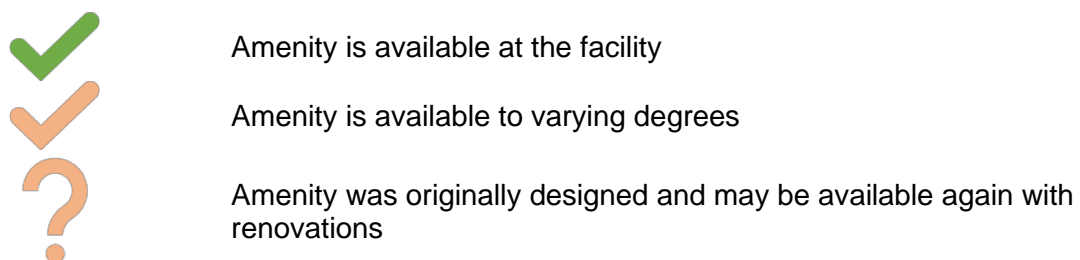
The following describes national trends for four aquatic user groups: Recreation, Competition, Instruction and Wellness and Therapy. The descriptions make evident the significantly different requirements for each aquatic user group when planning and designing an aquatic facility.



Huron-Clinton Metropolitan Authority Facility Review

Overall, the facilities within the Metroparks charge are maintained very well. Lake Erie Metropark Great Wave Pool and Lake St. Clair Metropark pool are both decades-old facilities showing their age. However, both facilities appear to have been well maintained to continue to operate in some cases with the original equipment. The Willow Metropark Pool is only about 12 years old and is maintained very well.


The following chart describes the general features available at each aquatic facility.



Features	Lap Lanes	Shallow Water	Diving Area	Bench Seating	Zero Depth	Slide	Play Features	Spray Features
Lake St. Clair Metropark Pool	?	✓	✓			✓	✓	
Lake Erie Metropark Great Wave Pool	?	✓			✓			✓
Willow Metropark Pool	✓	✓		✓	✓	✓	✓	✓


The following recommendations were proposed for the three aquatic facilities in physical and functional capacities.

Physical Recommendations


 Counsilman - Hunsaker AQUATICS FOR LIFE		
Project Name		
*PRELIMINARY Opinion of Probable Construction Cost		
9/10/2021		
ITEM	COST	
Lake Erie Park Pool		
UV Disinfection System	\$102,286	
Wave Generation Equipment	\$350,000	
Surge Tank Float Valves	\$10,063	
<i>Pool Subtotal</i>	\$462,348	
Lake St. Clair		
UV Disinfection System	\$119,762	
Slide Refinish/Maintenance	\$40,000	
Pool Resurface	\$780,000	
Main Drain Replacement and Pool Shallowing	\$180,000	
New Pool Lift	\$22,500	
New Tile Markers	\$170	per tile
Lifeguard Chair Seat Replacements	\$350	
Pipe Hanger Replacement	\$75	per hanger
Slide Flow Meters	\$3,000	
Slide entrance chain and sign	\$100	
100' Safety Line	\$600	
<i>Pool Subtotal</i>	\$1,146,557	
Willow Metropark Pool		
UV Disinfection System	\$102,286	
Expansion Joint Repair		
Structural Engineer Assessment	\$6,000	
Repair and reseal	\$600	
<i>Pool Subtotal</i>	\$108,885.90	
TOTAL AQUATICS COST ESTIMATE (inflation & general contractor mark-up not included)		
\$1,717,790.92		
Contingency	20%	\$2,061,349.10
TOTAL AQUATICS COST ESTIMATE		\$2,062,000.00

The Consultant has no control over the cost of labor, materials, equipment, or over the Contractor's methods of determining prices or over competitive bidding or market conditions. Opinions of probable cost are representative only of the Consultant's judgment as a design professional familiar with the construction industry. The Consultant cannot and does not guarantee that proposals, bids, or actual construction costs will not vary from its opinion of probable costs.

Functional Recommendations

 Councilman - Hunsaker AQUATICS FOR LIFE	
Huron-Clinton Metropolitan Authority *PRELIMINARY Opinion of Probable Construction Cost	
9/10/2021	
<u>ITEM</u>	<u>COST</u>
Lake Erie Park Pool	
Competition Lanes (8 lanes)	\$72,000.00
<i>Pool Subtotal</i>	\$72,000
Lake St. Clair	
Competition Lanes (5 lanes)	\$86,000
ADA Accessible Stairs	\$8,000
<i>Pool Subtotal</i>	\$94,000
TOTAL AQUATICS COST ESTIMATE (Inflation & general contractor mark-up not included)	
	\$166,000.00
Contingency	20%
	\$199,200.00
TOTAL AQUATICS COST ESTIMATE	\$200,000.00

The Consultant has no control over the cost of labor, materials, equipment, or over the Contractor's methods of determining prices or over competitive bidding or market conditions. Opinions of probable cost are representative only of the Consultant's judgment as a design professional familiar with the construction industry. The Consultant cannot and does not guarantee that proposals, bids, or actual construction costs will not vary from its opinion of probable costs.

 Councilman - Hunsaker AQUATICS FOR LIFE	
Huron-Clinton Metropolitan Authority *PRELIMINARY Opinion of Probable Construction Cost	
9/10/2021	
<u>ITEM</u>	<u>COST</u>
Lake Erie Park Pool	
Competition Lanes (8 lanes)	\$72,000.00
<i>Pool Subtotal</i>	\$72,000
Lake St. Clair	
Competition Lanes (8 lanes)	\$136,000
ADA Accessible Stairs	\$8,000
<i>Pool Subtotal</i>	\$144,000
TOTAL AQUATICS COST ESTIMATE (Inflation & general contractor mark-up not included)	
	\$216,000.00
Contingency	20%
	\$259,200.00
TOTAL AQUATICS COST ESTIMATE	\$260,000.00

The Consultant has no control over the cost of labor, materials, equipment, or over the Contractor's methods of determining prices or over competitive bidding or market conditions. Opinions of probable cost are representative only of the Consultant's judgment as a design professional familiar with the construction industry. The Consultant cannot and does not guarantee that proposals, bids, or actual construction costs will not vary from its opinion of probable costs.

Future Renovation Considerations

When repairing, renovating, or replacing any Metropark aquatic facility, it is recommended that an extensive feasibility process be performed prior to engaging in the design of a facility. The feasibility process should perform the following tasks:

- **Needs analysis** — a workshop protocol with community representatives to develop a list of priorities for the facility's uses and objectives
- **Analysis of existing providers** — research and analysis to determine the existing level of service at area facilities and the perceived need for the proposed facility
- **Market analysis** — an analysis of age groups, population density, incomes, and user groups to project attendance, fee schedules, and appropriate programming
- **Facility concepts** — conceptual drawings and descriptions indicating a solution to accommodate the desired programming elements
- **Construction cost estimates** — itemized, site-specific cost projections for the "bricks and mortar" of structures and mechanical support equipment
- **Project cost estimates** — total costs including construction, site development, and contingencies
- **Revenue and expense projections** — calculations based on the gathered data and analytical research; opinions of financial performance (e.g., positive, or negative cash flow)
- **Sources of funding** — a discussion of possible options to fund the facility
- **Design program analysis** — based on the conceptual designs, a more detailed assessment of the construction materials, techniques, and specific equipment recommended for the proposed facility.

Aquatic Feasibility Study Approach



Needs Assessment

- Evaluate area providers
- Research area demographics
- Identify user groups
- Identify potential community partners
- Site analysis



Facility Program & Space Requirements

- Develop schematic design options for programming
- Develop project cost estimates
- Confirm potential partnerships



Operations & Business Plan

- Opinion of revenue
- Opinion of operating expenses
- Determine cash flow

Swimming Program Goals and Action Plan

Once the information was gathered that makes up the “State of Swimming” report, Councilman-Hunsaker and the Metroparks shared the information with the Steering Committee to gather their thoughts and input and to create a list of goals and objectives related to the information gathered and the overall goal of improving swimming ability and water competence withing the Southeast Michigan Region.

Councilman-Hunsaker offered suggestions regarding goals and objectives and first presented them to the committee over two meetings on November 17 and 18, 2021. At the meeting, Councilman-Hunsaker presented the “State of Swimming” report and the proposed goals and objectives to gather feedback from the group. Along with input from the committee, the following goal categories were created:

- Swimming Ability
- Water Competence
- Participation
- Program Focus Areas
- Staffing
- Raise Awareness of Inequities
- Current Facility Improvements

Along with each goal category, the committee proposed several goals. Each category and goal are expanded upon in the next sections. The chart below shows all 7 categories and the goals associated.

HCMA Swim Program Goals						
Swimming Ability	Water Competence	Participation	Program Focus Areas	Staffing	Raise Awareness of Inequities	Current Facility Improvements
<p>90% of children can stop/exit the water on their own by age 9</p> <p>Add open water swimming to competency list – more than 70% swim in lakes/ponds</p>	<p>Water safety taught in most schools</p> <p>Develop relationships with schools</p>	<p>Increase access to scholarship programs</p> <p>Provide no/low-cost swim lessons</p> <p>Acquire corporate sponsorships to fun program</p> <p>Investigate transportation programs (low priority)</p> <p>Expand the “Swim in the D” program to more than 2 days</p>	<p>Increase vertical swim programs</p>	<p>Develop Metroparks in training hub in SE Michigan</p> <ul style="list-style-type: none"> o Look for partners in all 5 counties <p>Get more area entities to submit for American Red Cross IT Academies</p> <p>Investigate transportation program to parks for training or staffing</p>	<p>Develop a SE Michigan Aquatics Board</p> <p>HCMA Marketing Department – Raising Awareness campaign</p>	<p>Lake St. Clair improvements</p> <p>HCMA Aquatics Master Plan</p> <p>Improvements for area facilities</p>

Once the goals and objectives were agreed upon by the Steering Committee, a list of action plan items related to each goal was created. The action plan items long and short term steps the Metroparks and partners can take to achieve the goals outlined in the program. Additionally,

Councilman-Hunsaker has included special action item considerations for some goals that may help to enhance the action steps and reach each goal.

HCMA Swim Program Goals						
Swimming Ability	Water Competence	Participation	Program Focus Areas	Staffing	Raise Awareness of Inequities	Current Facility Improvements
Action Plan						
Secure funding to expand the "Swim in the D" program	Develop a list of schools/districts that are interested in swim instruction -or- swim safety curriculums	Secure funding to expand the "Swim in the D" program	Train instructors in other fitness modalities	Register HCMA with the American Red Cross as an LTP <ul style="list-style-type: none"> Swim Instruction Lifeguard Training 	Develop marketing collateral for swimming campaign.	Lake St. Clair <ul style="list-style-type: none"> Main drain renovations New pool lift Ramp/zero depth entry Bench seating UV disinfection Lap lanes
Expand "Swim in the D" program to continue year round	Identify areas in school curriculums that can support swim safety training	Expand "Swim in the D" program to continue year round	Identify a spectrum of programs that meet facility specs	Find year-round facilities to partner with an offer training <ul style="list-style-type: none"> Could be part of the "Swim in the D" Program. 	Create collateral that can be utilized by all swim facilities in the region.	Lake Erie <ul style="list-style-type: none"> UV disinfection
Expand the program into the community: <ul style="list-style-type: none"> Apartments Water fronts Metropark Pools Partner facilities 	Identify after school programs interested in participating	Identify after school programs interested in participating	Utilize outside vendors/contractors for some programs	Create a "Junior Guard" program	Utilize stats from annual/semi-annual swim program survey	Willow Metropark Pool <ul style="list-style-type: none"> UV disinfection
Create a process for annual/semi-annual swim program survey to track swim ability changes	Provide in-class training collateral	Considerations: Work with a sponsorship consultant to assist in acquiring corporate sponsorships	Create a program plan for new programs and profitability goals	Create an in-house training program within HCMA <ul style="list-style-type: none"> Lifeguarding Swim Instruction 	Create news media package	Aquatics Master Plan: <ul style="list-style-type: none"> Identify funding Issue RFP Create plan
Submit course records for each swim session taught	Provide pool session time collateral			Work with American Red Cross/HCMA/partners to host IT academy trainings	Advertise in schools, radio, local news stations to coincide with "Swim in the D" program sign ups.	Area facilities: <ul style="list-style-type: none"> Renovations or new facilities should start with feasibility/programming process Amenities should reflect goals of the facility/users Emphasize amenities that meet multiple user groups
				Considerations: Create marketing plan for social media marketing <ul style="list-style-type: none"> Tiktok Instagram – reels <ul style="list-style-type: none"> @Fbh2o @Roundrocklifeguards @Newbraunfelsaquatics 	Expand the "brand" of "Swim in the D" to other area providers	Considerations: Consider creating a funding/grant program through the SE Michigan Aquatics Board

Introduction

In 2021 Councilman-Hunsaker was retained by the Huron-Clinton Metropolitan Authority (HCMA, aka Metroparks) to undertake a Swimming Program Development Plan. The goal of the Swimming Program Development Plan is to improve swimming ability and water competence within the Southeast Michigan Region.

The Huron-Clinton Metropolitan Authority manages the Huron-Clinton Metroparks consisting of 13 parks with over 25,000 acres of land throughout Southeast Michigan. These parks include:

1. Delhi Metroparks
2. Dexter-Huron Metropark
3. Hudson Mills Metropark
4. Huron Meadows Metropark
5. Indian Springs Metropark
6. Kensington Metropark
7. Lake Erie Metropark
8. Lake St. Clair Metropark
9. Lower Huron Metropark
10. Oakwoods Metropark
11. Stony Creek Metropark
12. Willow Metropark
13. Wolcott Mill Metropark

The Metroparks are focused on improving the quality of life around the Southeast Michigan region. Through this focus, has become alarmed by the systemic disparities in swimming ability and water competency depicted in the statistics below:

- Drowning is among the top 3 causes of unintentional death for persons 29 years old and younger (Miller, 2021)
- Native American Aged 29 years and younger were twice as likely as whites to die from drowning, and Black people are 1.4 times as likely. (Julie Gilchrist & Erin M. Parker, 2014)
- In swimming pools, Black children aged 5 – 19 are 5.5 times as likely as white children in the same age group to die from drowning; among ages 11-12, this rate increases to 10 times as likely. (Julie Gilchrist & Erin M. Parker, 2014)
- While drowning rates in general have been trending downward, they have risen in one age group: those aged 45 to 84. (Griffiths, Griffiths, & Sempstrott, 2018)
- 79% of children in households with annual incomes less than \$50,000 do not know how to swim and learning to swim through formal lessons may reduce the likelihood of drowning by 88%. (USA Swimming, 2022)

The Swimming Program plan is focused on the public, programs, and facilities within the Metroparks' five-county service area, including Livingston, Macomb, Oakland, Washtenaw, and Wayne counties (Southeast Michigan Region). The Swimming Program Plan was developed in coordination with partner recreation agencies and is designed to be implemented through and alongside partner agencies throughout the Southeast Michigan Region.

The Metroparks currently partners with the City of Detroit's Parks and Recreation Department and the Detroit Riverfront Conservancy to offer the City of Detroit Parks and Recreation Department's Swim in the D Program. In 2022, the program will offer free swim lessons to more than 1,000 children in the Southeast Michigan area across four different host sites. Throughout the Southeast Michigan Swimming Program Development Plan report, Councilman-Hunsaker makes several recommendations for enhancements to the Swim in the D Program. The Swim in

the D Program is a City of Detroit Program and therefore any changes or enhancements to the program would need to be approved by the City of Detroit.

Methodology

Councilman-Hunsaker used several methods to obtain information to investigate public and non-profit facilities in the five-county area, physical structures, and to gather information necessary for goals and recommendations for the Swim Program Development Plan. Councilman-Hunsaker used the following methods:

1. Inventory and analysis of SE Michigan public, private, and non-profit aquatic facilities
2. Administration and analysis of the 5 – County Recreation and Swimming Survey
3. Swimming Program Development Plan Steering Committee Meetings
4. Evaluation of current Metropark pool sites:
 - a. Lake Erie Metropark Great Wave Pool
 - b. Lake St. Clair Metropark Pool
 - c. Willow Metropark Pool

Steering Committee

Huron-Clinton Metropolitan Authority selected participants for the steering committee from Metroparks staff and partner agencies like the Detroit Riverfront Conservancy and the City of Detroit and citizen leaders that have a vested interest in improving swimming in the Southeast Michigan Region and the City of Detroit. The steering committee members included:

- Nina Kelly (Huron-Clinton Metropolitan Authority)
- Leah Blizinski (Huron-Clinton Metropolitan Authority)
- Janet Van De Winkle (Huron-Clinton Metropolitan Authority)
- Katie Kowalski (Huron-Clinton Metropolitan Authority)
- Jay Bibby (Huron-Clinton Metropolitan Authority)
- Jeff Linn (Lake Erie Metropark)
- Holly Clegg (Lower Huron/Willow Metroparks)
- Jeff Schuman (Lower Huron/Willow Metroparks)
- Rachel Frierson (Detroit Riverfront Conservancy)
- Erin Casey (City of Detroit Parks and Recreation)
- Lynda Jeffries (The Leadership Group, LLC; Considine Family Life Center)

The steering committee was charged with three tasks:

1. Assist in developing goals and objectives
2. Identify areas for partnership
3. Identify ways partner agencies may participate in the action plan steps identified

The steering committee met four times between May 2021 and March of 2022 to review the information collected at that point, provide their own insights into the project, and provide input related to the three steering committee tasks.

- May 26, 2021
- November 17 and 18, 2021

- December 15 and 16, 2021
- March 15 and 16, 2022

Presentations shared with the committee are included in [Appendix D](#).

Existing Conditions – “State of Swimming” Report

The “State of Swimming” Report is a comprehensive benchmark of the state of swimming in the Southeast Michigan area. The report includes an inventory and comparison of public, private, and non-profit facilities in the 5-county area, current challenges for swim instruction and water competence programming, and results of the representative survey conducted across all five counties of Southeast Michigan. The state of swimming report is a collection of data that can and should be updated regularly as the Southeast Michigan Swimming Program progresses. As goals are achieved, and new goals are created, the previous state of swimming reports provides historical documentation of the progress made through the Southeast Michigan Swimming Program.

Providers within the Huron Clinton Metroparks 5-County Area

The recreation industry is a competitive market vying for disposable income driven by population trends, income levels, demographic profiles, and favorable locations. Large aquatic centers and destination facilities offer a grand scale of cutting-edge amenities, deliver a unique customer experience, and draw from a large radius. Small to medium aquatic centers compete by offering family amenities in a cozy atmosphere, thus delivering a friendly customer experience to the local market.

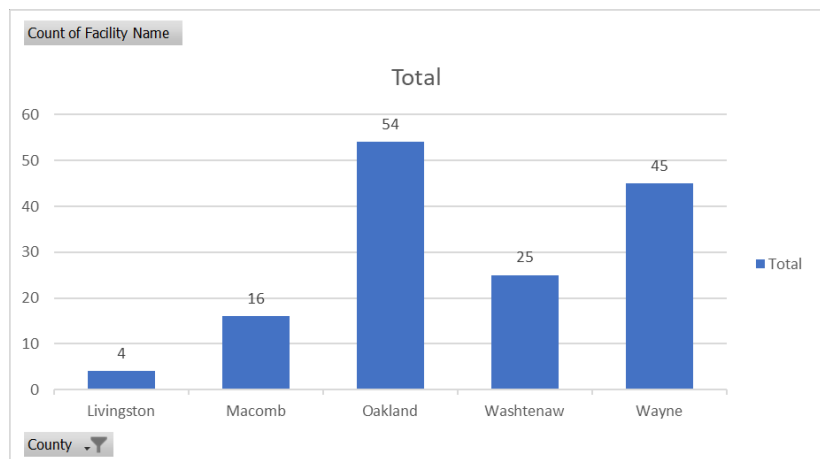
As part of the “State of Swimming” Report, Counsilman-Hunsaker surveyed and collected data on all public, non-profit, and private swimming facilities within the 5-county southeast Michigan region. The facility list is intended to be an exhaustive list of all aquatic facilities in the region, however, there may be some facilities missing from the report. Any facilities that are missing from the report likely meet one or more of the following characteristics:

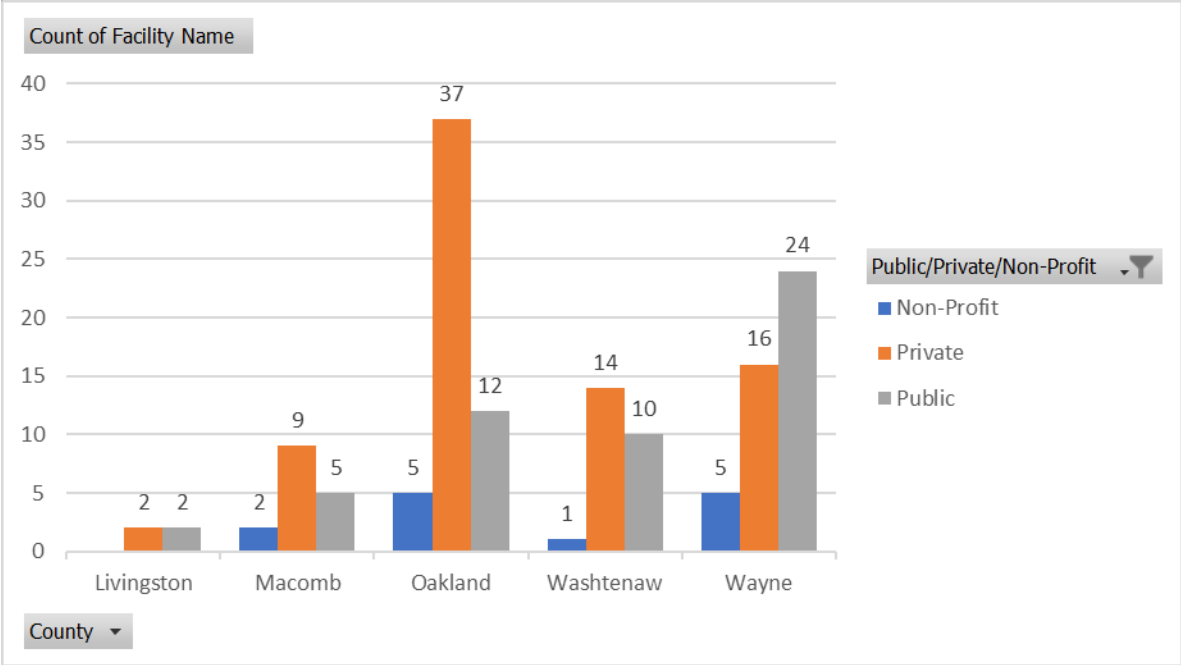
1. The pool cannot be identified through “Google” or common search engines.
2. The pool does not have a website, and markets through word of mouth or non-digital marketing.
3. Facility ownership was ambiguous, and the facility owners do not conduct operations or programming.

Counsilman-Hunsaker collected facility data through facility websites and phone calls to the facility front desks or general operation numbers.

Facility Inventory

Counsilman-Hunsaker identified 144 aquatic facilities within the five-county area in the facility inventory.





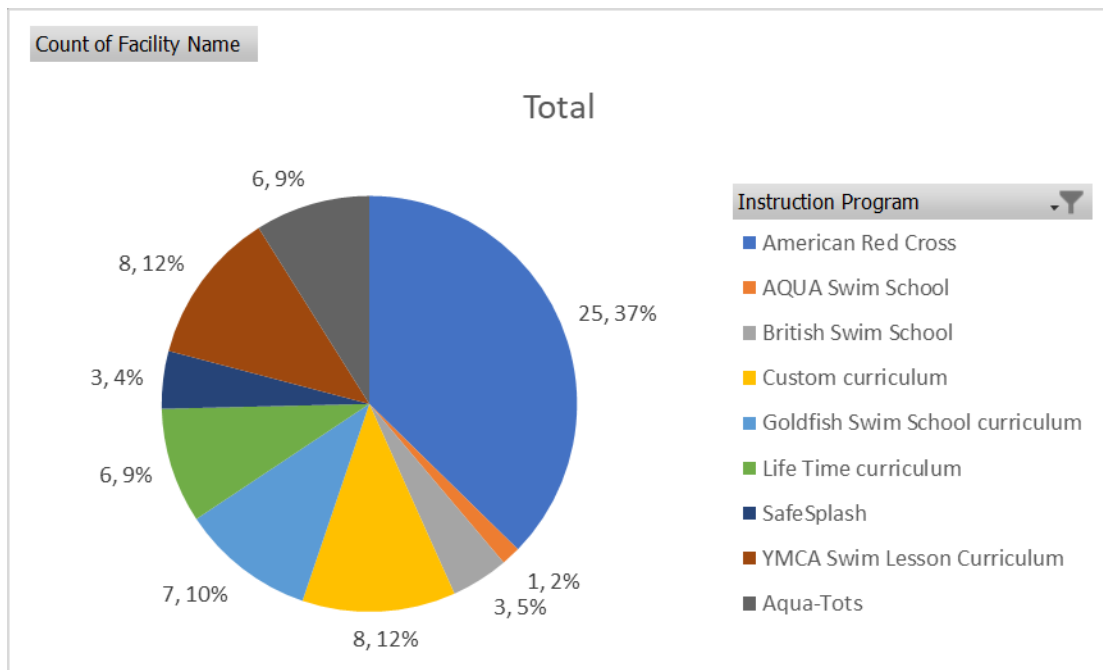
A full list of the aquatic facilities inventoried can be found in [Appendix C](#).

Southeast Michigan Swim Instruction and Water Safety Programs

There are several different swim program curriculums available in the Southeast Michigan area. Some are able to be adapted and used in any facility with permission from the certifying agency, while others are specific to the swim school or facility utilizing it. For instance, the Goldfish Swim School Curriculum is only offered at Goldfish Swim School facilities, while the American Red Cross Learn to Swim Curriculum may be taught at any facility that utilizes licensed American Red Cross instructors and sign a licensing agreement with the American Red Cross.

Of the 144 swimming facilities identified, 67 facilities with 8 unique swimming programs were categorized. All other facilities either did not offer swimming lessons, or Councilman-Hunsaker was unable to determine what swim lesson program was utilized. Eight facilities were identified that utilized their own custom curriculum.

The American Red Cross swim lesson curriculum was by far the most popular, accounting for at least 46% of the facilities identified. YMCA curriculum, custom curriculums, and Goldfish Swim School curriculum were the next most popular, respectively.



Swim Program Descriptions

Most swim school curriculums are similar with some differences related to ratios, age cutoffs, and how each class is named and described. By and large, the same swim skills are taught in each curriculum.

- Ratios – the number of students per instructor. This can vary depending on the swim school, swim lesson level, and whether the lesson is a group, private or semi-private lesson.
- Levels – the skill level the student is currently attending. Each level corresponds to a set of skills taught at that level.

The following information regarding each swim lesson curriculum was taken directly from each organization's website and marketing or instruction collateral. Some paraphrasing was necessary for brevity and clarity.

	American Red Cross	Aqua-Tots	AQUA	British Swim School	Goldfish	Lifetime	SafeSplash	YMCA
Ages	6 months +	4 months +	2 months +	3 months +	4 months – 12 years	4 month +	6 months +	6 months +
Levels	6 Levels Parent and child Specialty courses	2 Parent and Tot 6 Levels	8 Levels Parent and tot Specialty courses	3 Parent and Tot 6 Levels Specialty	4 Parent and Tot 8 Levels Specialty	2 Parent and Tot Ripple – 4 Wave – 5 Surf - 5	2 Parent and Tot 2 Toddler 8 Levels Specialty	3 Parent and Tot 6 Levels
Ratios	1:6 and 1:10 Many facilities operate at lower ratios	1:4 All levels	1:3 – L1-L3 1:4 – L4-L8 1:8 - PT	1:4 – PT 1:4,6 – All others	1:6,3 – PT 1:4 – All others	1:8,3 – PT 1:3,4 – Ripple 1:3-6 – Wave 1:3-6 - Surf	1:6 – PT 1:3 – Toddler 1:4 – All others	1:12 – PT 1:6,8 – All others

American Red Cross

The American Red Cross swim program is the most recognized and utilized swim program in the United States. Students are encouraged to progress at their own pace to master the skills in one level before moving on to the next. The swim program may be taught by any Authorized Provider or Licensed Training Provider.

[American Red Cross Swimming Lessons for Kids Webpage](#)

Ages

Swim lessons are available for ages 6 months and higher.

Levels

There are several swim programs within the American Red Cross, but generally, children's swim lessons are under the following 6 levels:

- Level 1: Introduction to Water Skills: Students will learn how to feel comfortable in the water and safely enjoy it.
- Level 2: Fundamentals of Aquatic Skills: Students learn basic swimming skills.
- Level 3: Stroke Development: Additional guided practice helps students improve their skills.
- Level 4: Stroke Improvement: Students gain confidence during swim lessons, improve their stroke and gain additional aquatic skills.
- Level 5: Stroke Refinement: Guidance allows students to refine their strokes and become more efficient swimmers.
- Level 6: Swimming and Skill Proficiency: Students learn to swim with ease and efficiency and gain the ability to swim smoothly over greater distances. Swimmers also have the option to participate in more advanced courses.

The American Red Cross also offers private lessons, water safety presentations, and additional safety courses.

Instructor Ratios

- Parent and Child Aquatics – 1 instructor to 10 students
- Pre-school aquatics – 1 instructor to 6 students

- Learn to Swim levels 1 to 3 – 1 instructor to 6 students
- Learn to Swim levels 4 to 6 – 1 instructor to 10 students

Aqua-Tots

Aqua-Tots was founded 29 years ago at a single pool in Tempe, Arizona. The Aqua-Tots Swim Journey is comprised of eight levels of comprehensive swim instruction curriculum that are tried, true and trusted all over the world to teach children four months to twelve years old how to swim. Each of the swimming lesson levels is designed to build upon the next, taking the child on a journey toward becoming a safe and confident swimmer for life.

[Aqua-Tots Webpage](#)

Ages

Swim lessons are available starting at 4 months and higher.

Levels

- Level 1 – Tadpoles - This Parent & Tot class is designed as a child’s first introduction to swim lessons and gives a caregiver the opportunity to bond with their little one in the pool and help them adapt to the water.
- Level 2 – Minnows - This Parent & Tot class is designed to help caregivers train their toddlers to explore and enjoy water while establishing safe boundaries.
- Level 3 – Leapfrogs - This is the first class for children to begin swimming apart from their caregivers, and it’s designed for children to become comfortable and confident in the water.
- Level 4 – Seahorses - In this class, children learn how to use controlled movements and breath control as they coordinate their swim strokes.
- Level 5 – Starfish - In this class, children develop the skills they need to be considered independent swimmers.
- Level 6 – Seals - This class is where children develop the proper techniques needed to swim with ease and efficiency so they can safely enjoy swimming for a lifetime.
- Level 7 – Sharks - The Sharks class is designed to develop efficient swimmers by fine-tuning their swim strokes and focusing on technique.
- Level 8 – Stingrays - The Stingrays class helps children swim all the strokes taught in the Aqua-Tots swim program with proficiency and ease while adding a flip turn or open wall turn.

Aqua-Tots also offers special needs aquatic programs, fast track lessons, swim club and swim team.

Instructor Ratios

- Level 1 – Tadpoles - 1 instructor to 4 students
- Level 2 – Minnows - 1 instructor to 4 students
- Level 3 – Leapfrogs - 1 instructor to 4 students
- Level 4 – Seahorses - 1 instructor to 4 students
- Level 5 – Starfish - 1 instructor to 4 students
- Level 6 – Seals - 1 instructor to 4 students
- Level 7 – Sharks - 1 instructor to 4 students
- Level 8 – Stingrays - - 1 instructor to 4 students

AQUA

AQUA has 2 locations in Jacksonville, Florida, and 5 in Michigan. AQUA has programs for both swim lessons and swim teams.

[AQUA Swim School Webpage](#)

Ages

Swim lessons are available for ages 2 months and higher.

Levels

A breakdown of levels was not available online. However, the program has 8 swimming levels, from beginner to advanced and Parent and Tot swimming.

AQUA also offers private lessons and a year-round competitive swim team.

Instructor Ratios

- Levels 1 to 3 – 1 instructor to 3 students
- Levels 4 to 8 – 1 instructor to 4 students
- Parent and Tot – 1 instructor to 8 students

British Swim School

British Swim School was founded in 1981 by Rita Goldberg. British Swim Schools offer swimming lessons for babies, children, and adults, focusing first on water survival skills needed to survive a water accident before moving on to stroke development and more advanced skills.

[British Swim Schools Webpage](#)

Ages

Swim lessons are available for ages 3 months and higher.

Levels

- Tadpole, Water Acclimation: 3 Months to 36 Months with Parent. This water acclimation class for infants and toddlers introduces them to the water for the first time, reducing their fear and the potential of tears.
- Swimboree, Beginner Water Survival: 3 Months to 36 Months with Parent. Building on our Tadpole skills from our infant and toddler swim classes, your little ones begin their water survival skills through a structured program of songs, games, and fun.
- Seahorse, Advanced Water Survival: 18 Months to 36 Months. The swim instructor works one-on-one with each child following the same structure and emphasis on water survival as the Swimboree kids and baby swimming class.
- Starfish, Water Acclimation: 3+ Years. Starfish is a swimming class for kids that's geared towards gentle water exploration and developing the child's awareness of the aquatic environment while introducing the water survival exercises used in later swim lessons.
- Minnow, Beginner Water Survival: 3+ Years. Kids participate in this small group swim class that concentrates on fun, safety, and independence in the water.
- Turtle, Advanced Water Survival: 3+ Years. In this small group kids swimming class, children are introduced to propulsion skills for water survival. Learning beginner strokes on their backs and fronts, they will be prepared for our more advanced stroke levels.
- Turtle 2, Beginner Stroke Skills: 3+ Years. Swimmers focus on the correct arm, leg, and breathing coordination for three strokes: freestyle, backstroke, and breaststroke.

Students also get an introduction to butterfly. Students are constantly moving in this swimming class for kids, swimming in groups of twos and threes.

- Shark 1, Advanced Stroke Skills: 3+ Years. These advanced swimming lessons for kids allow swimmers to perfect their techniques in four strokes: freestyle, backstroke, breaststroke, and butterfly. Children are constantly moving in this class, swimming in groups of twos and threes.
- Shark 2, Pre-Team Swimmers: 3+ Years. In Shark 2 swimming class, students are prepared for future swim team participation with attention on drills, starts and turns, individual medleys, and increasing speed and stamina in the water.
- Barracudas, Coached by experienced instructors, students improve their individual swimming technique. Swimming regularly to further increase distance, stamina and speed, this fun league develops healthy competition and team-building. Available at select locations.
- Dolphin 1, Water Acclimation: Special Ability Students. Swimming lessons are modified from our core program on a case-by-case basis to support children with special abilities. Bottom line: we focus on what they can do instead of what they cannot. The swim instructor will work one-on-one with each student to acclimate the student to the water with sensory play activities while working on an introduction to skills that will be used in the next level(s). While the student is in the water, parents are encouraged to be on the deck and participating if that is what is best for the swimmer.
- Dolphin 2, Water Survival: Special Ability Students. Personalized attention focused on assimilating students with special abilities into our core curriculum with a focus on survival based skills; back floating and safe submersions. Parents may still be involved at this point, but we are looking to build independence from the parent, moving to inclusion on a case-by-case basis. The goal when this level is completed is to have the child enter at our Minnow level.

Instructor Ratios

- Tadpole- 1 instructor to 4 students
- Swimboree - 1 instructor to 4 students
- Seahorse - 1 instructor to 4 students
- Starfish - 1 instructor to 4 students
- Minnow - 1 instructor to 4 students
- Turtle - 1 instructor to 4 students
- Turtle 2 - 1 instructor to 6 students
- Shark 1 - 1 instructor to 6 students
- Shark 2 - 1 instructor to 6 students
- Barracudas – ratios not available.
- Dolphin 1 – 1 instructor to 1 student
- Dolphin 2 - 1 instructor to 1 or 2 students

Goldfish Swim School

Goldfish Swim School has more than 90 locations in 35 states including Ontario. Goldfish Swim School was founded in 2006 in Birmingham, Michigan by Chris and Jenny McCuiston. Goldfish uses a proprietary The Science of SwimPlay® Curriculum focused on teaching swim and safety skills while building character through guided play.

[Goldfish Swim Schools Webpage](#)

Ages

Swim lessons are available for children 4 months – 12 years old.

Levels

- Mini (Baby): 4 – 35 Months. It is never too early to introduce your child to the water! Our baby swimming lessons are a great way for parents to bond with their children while teaching them all about water safety. Not only will our 30-minute swimming classes provide children with life-saving skills, but they will also help improve coordination and balance and build stronger muscles. We offer four different children's swimming class levels to fit your child's age and experience level. (4 levels within Mini)
- Junior (Beginner to Intermediate): 3 – 4 Years. Some parents like to wait until their children are a bit older to introduce them to the water. No experience is required for our Junior Swim swimming classes for children, yet if your child has a head start on learning to swim, we can place them in a more advanced level that will help further improve the skills they already have. (3 levels within Junior)
- Glider (Beginner to Intermediate): 4 – 12 Years. Whether your child has no experience or is capable of swimming solo without assistance, we offer swim lessons that will fit their needs and comfort level. (3 levels within Glider)
- Pro (Intermediate to Advanced): 4 – 12 Years. Like our other classes, our Pro kids swimming lessons are broken down into two levels based on the extent of experience the child has. (2 levels with Pro)
- Swim Force (Swim Team): 5 – 12 Years. Once your child has mastered our pro swim levels, they will have the exciting opportunity to join our Goldfish Swim Force swim team! This is a fun, friendly team environment where students continue to work on their swim skills, while building character and confidence along the way.

Goldfish Swim School also offers family swim times, parties, Jump Start clinics and W.A.T.E.R. Safety Presentations.

Instructor Ratios

- Mini (Baby) – 1 instructor to 6 students (M1 and M2)
- Mini (Baby) – 1 instructor to 3 students (M3 and M4)
- Junior (Beginner to Intermediate – 1 instructor to 4 students
- Glider (Beginner to Intermediate – 1 instructor to 4 students
- Pro (Intermediate to Advanced – 1 instructor to 4 students
- Swim Force (Swim Team – 1 instructor to 7 students

Lifetime

Lifetime is a national chain of fitness facilities with 161 locations nationwide. Lifetime offers swim lessons utilizing a proprietary swim lesson curriculum.

[Lifetime Swim Lessons Webpage](#)

Ages

Swim lessons are available from 4 months and higher.

Levels

- Splash: 4 months – 2 years

- Intro to Splash - This class is a fun-filled parent participation course. Perfect for our youngest swimmers. Through songs and games, our ultimate goal is to help your baby learn to love the water and feel comfortable.
- Splash 101 - Parents will learn to help their children adjust to the water and work on basic swimming skills, including: Floating, Kicking, Swimming with assistance
- Ripple: 3 – 5 years
 - Ripple 101 - Designed for beginning swimmers who may have limited experience or comfort in the water. Children who are not comfortable jumping in and reaching to the side independently should start in this class adjusting to the water and exploring basic swim skills including: Floating, Kicking, Swimming with assistance.
 - Ripple 201 - Kids who completed a 101 level class or are comfortable jumping in and reaching to the side independently will thrive in this class. Skills learned: Independent kicking, Alternating arm movements, Back paddling, Floating on front and back without assistance.
 - Ripple 301 - Kids who completed a 201 level class or can paddle short distances independently on both their front and back. Children begin swimming longer distances and will work on the following skills: Swimming on front with log rolls, Backstroke, Breaststroke arms, Dolphin kicks.
 - Ripple 401 - Kids who completed a 301 level class or can swim on their front with a side-to-side roll, do the backstroke, breaststroke arms and dolphin kicks. Skills learned: Freestyle with rotary breathing, Backstroke, Breaststroke, Butterfly arms, Treading water.
- Wave: 6- 8 years
 - Wave 201 - Kids who completed a 101 level class or are comfortable jumping in and reaching to the side independently. Skills learned: Independent kicking, Alternating arm movements, Back paddling, Floating on front and back without assistance.
 - Wave 301 - Kids who completed a 201 level class or can paddle short distances independently on both their front and back. Children begin swimming longer distances and will work on the following skills: Swimming on front with log rolls, Backstroke, Breaststroke arms, Dolphin kicks
 - Wave 401 - Kids who completed a 301 level class or can swim on their front with a side-to-side roll, do the backstroke, breaststroke arms and dolphin kick. Skills learned: Freestyle with rotary breathing, Backstroke, Butterfly arms, Treading water.
 - Wave 501 - Kids who completed a 401 level class or can swim the freestyle with rotary breathing 15-yards, backstroke, and breaststroke. Skills learned: Developing technique and endurance in all 4 competitive strokes, Emphasis placed on the rhythm and proper timing involved in each stroke.
 - Wave 601 - Kids who completed a 501 level class or are able to swim all 4 competitive strokes. Students will prepare for swim team by learning the following skills: Fine-tuning their stroke techniques, Learning rhythmic breathing, Flip turns, Legal finishes.
- Surf: 9 – 13 years
 - Surf 201 - Kids who completed a 101 level class or are comfortable jumping in and reaching to the side independently. Skills learned: Independent kicking,

Alternating arm movements, Back paddling, Floating on front and back without assistance

- Surf 301 - Kids who completed a 201 level class or can paddle short distances independently on both their front and back. Children begin swimming longer distances and will work on the following skills: Swimming on front with log rolls, Backstroke, Breaststroke arms, Dolphin kicks.
- Surf 401 - Kids who completed a 301 level class or can swim on their front with a side-to-side roll, do the backstroke, breaststroke arms and dolphin kicks. Skills learned include: Freestyle with rotary breathing, Backstroke, Breaststroke, Butterfly arms, Treading water.
- Surf 501 - Kids who completed a 401 level class or can swim the freestyle with rotary breathing 15-yards, backstroke, and breaststroke. Skills learned: Developing techniques and endurance in all 4 competitive strokes, Emphasis placed on the rhythm and proper timing involved in each stroke.
- Surf 601 - Kids who completed a 501 level class or are able to swim all 4 competitive strokes. Students will prepare for swim team by learning the following skills: Fine-tuning their stroke techniques, Learning rhythmic breathing, Flip turns, Legal finishes.

Lifetime also offers private lessons, semiprivate lessons, swim clinics, and adult masters swimming.

Instructor Ratios

- Splash: 4 months – 2 years
 - Intro to Splash - 1 instructor to 8 students
 - Splash 101 - 1 instructor to 3 students
- Ripple: 3 – 5 years
 - Ripple 101 - 1 instructor to 3 students
 - Ripple 201 - 1 instructor to 3 students
 - Ripple 301 - 1 instructor to 4 students
 - Ripple 401 - 1 instructor to 4 students
- Wave: 6- 8 years
 - Wave 201 - 1 instructor to 3 students
 - Wave 301 - 1 instructor to 4 students
 - Wave 401 - 1 instructor to 4 students
 - Wave 501 - 1 instructor to 5 students
 - Wave 601 - 1 instructor to 6 students
- Surf: 9 – 13 years
 - Surf 201 - 1 instructor to 3 students
 - Surf 301 - 1 instructor to 4 students
 - Surf 401 - 1 instructor to 3 students
 - Surf 501 - 1 instructor to 5 students
 - Surf 601 - 1 instructor to 6 students

SafeSplash

Safe Splash is an international swim instruction brand with locations in 28 states, Mexico and Turkey. SafeSplash is a performance-based swim school that teaches all skill levels ranging from the fundamentals of water safety to competitive instruction.

[SafeSplash Swim Lesson Webpage](#)

Ages

Swim lessons are available starting at 6 months and higher.

Levels

- Parenttot 1 - Parent and child work together to develop the foundational skills crucial for learning to swim and promote safety in the water.
- Parenttot 2 - Parent and child work together to develop the beginning swimming skills crucial for learning strokes and promote safety in the water.
- Toddler Transition 1 - Class focuses on fundamental swimming and safety skills while learning how to safely be a part of a group class. Parents may stay poolside for safety purposes to ensure the child is following class rules.
- Toddler Transition 2 - Class focuses on fundamental swimming and safety skills while learning how to safely be a part of a group class. In this class, swimmers must be completely independent of the parent.
- Beginner (B1 – B3) - Our Beginner level classes (Beginner 1 - 3) are for swimmers ages 3+ and are designed for students with no swim experience to those working towards independent swimming. Swimmers start with learning the basic safety skills (blowing bubbles through the mouth and nose, front, and back float, as well as the beginning arm and kicking movements for freestyle) and progress to independent freestyle, develop backstroke technique, and continue to build on water safety skills.
- Intermediate (I1 – I3) - In our Intermediate class levels (Intermediate 1 -3) swimmers develop their freestyle side breathing and backstroke technique (Intermediate 1) and progress to learning breaststroke and ultimately accomplishing the butterfly stroke (Intermediate 3).
- Advanced (A1 – A2) - In our Advanced level classes (Advanced 1 - 2) swimmers focus on improving technique and gaining endurance and develop competition skills such as starts, turns, and streamlining.

SafeSplash also offers private and semi-private lessons, special needs swim lessons, swim camps and clinics, swim team prep, swim parties and family open swim times.

Instructor Ratios

- Parenttot 1 - 1 instructor to 6 students
- Parenttot 2 - 1 instructor to 6 students
- Toddler Transition 1 - 1 instructor to 3 students
- Toddler Transition 2 - 1 instructor to 3 students
- Beginner (B1 – B3) - 1 instructor to 4 students
- Intermediate (I1 – I3) - 1 instructor to 4 students
- Advanced (A1 – A2) - 1 instructor to 4 students

YMCA

The Y introduced the country to the concept of group swim lessons more than 100 years ago, (1909), and each year, the Y teaches more than a million children invaluable water safety and swimming skills. YMCA's swim lessons are taught by nationally certified instructors and prepare kids of all ages to stay safe and have fun in the water, building strong swimmers and confident kids. Classes arrange swimmers broadly into age groups and then by skill level as kids progress

through the instruction program. The YMCA's progressive-swim instruction method uses a problem-solving, guided-discovery teaching approach in a positive, caring environment.

[Detroit YMCA Swim Lesson Webpage](#)

Ages

Swim lessons are available starting at 6 months and higher.

Levels

- Swim Starters
 - A: Water Discovery, 6 months – 2.5 years – Introduces infants and toddlers to the aquatic environment.
 - B: Water Exploration, 18 months – 3 years – Focuses on exploring body positions, blowing bubbles, and fundamental safety and aquatic skills.
- Swim Basics
 - 1: Water Acclimation – Increases comfort with underwater exploration and introduces basic self-rescue skills performed with assistance.
 - 2: Water Movement – Encourages forward movement in water and basic self-rescue skills performed independently.
 - 3: Water Stamina – Develops intermediate self-rescue skills performed at longer distances than in previous stages.
- Swim Strokes
 - 4: Stroke Introduction – Introduces basic stroke technique in front crawl and back crawl and reinforces water safety through treading water and elementary backstroke.
 - 5: Stroke Development – Introduces breaststroke and butterfly and reinforces water safety through treading water and sidestroke.
 - 6: Stroke Mechanics – Refines stroke technique on all major competitive strokes and encourages swimming as part of a healthy lifestyle.
- Pathways – Specialized Tracks – Students build confidence, cultivate their passion, and stay active through specialized tracks.
 - Competition
 - Leadership
 - Recreation

Swim lessons are grouped into Swim Starters, Pre-School Age and School Age based on the child's age. Pre-School and School age go through the same levels but are grouped according to age.

- Swim Starters – see Swim Starters Levels
- Pre-School Age – Four progressive stages for 3 – 5 years. Water Acclimation, Water Movement, Water Stamina, and Stroke Introduction.
- School Age – Six progressive stages for 6 – 12 years. Water Acclimation, Water Movement, Water Stamina, Stroke Introduction, Stroke Development, and Stroke Mechanics.

The YMCA also offers teen and adult swim lessons and private swim lessons.

Instructor Ratios

- Swim Starters – 1 instructor to 12 students

- Pre-School Age – 1 instructor to 6 students
- School Age – 1 instructor to 6 – 8 students

Challenges and Barriers for Swim Instruction and Water Competence Programming

The current climate in the aquatic industry is one of understaffed facilities and in many cases long wait lists for swim lessons and other aquatic programming. The COVID pandemic hit the aquatic industry much like it did other industries that hire mostly part-time and seasonal employees. Anecdotally, the pandemic created a pent-up demand for swim lessons and recreation programming. With the workforce shortage the industry is feeling, this has led to canceled programs or long wait lists.

Staffing Challenges

Specifically, in the Southeast Michigan market, many aquatic facilities, Metroparks included, are finding it difficult to fully staff their facilities. This can potentially be attributed to several factors:

1. Lack of Instructors and Instructor Trainers in the area
2. Lack of pool space due to COVID – 19 related issues
3. Regional decline in swim competency

While the Southeast Michigan market has at least 144 swimming facilities ranging from large recreation centers and waterparks to individual swim schools, there appears to be a regional lack of qualified instructors and instructor trainers with the ability to train lifeguards.

Instructor Training and Training “Hubs”

The American Red Cross indicated that in the Southeast Michigan area, there are less than 15 certified Lifeguard Instructor Trainers and less than 6 Water Safety Instructor Trainers. This means there are very few available Instructor Trainers that are able to train Water Safety instructors - those that teach swim lessons in American Red Cross curriculums and Lifeguard Instructor Trainers - those that teach Lifeguard Instructors how to conduct Lifeguard courses for the community and area facilities.

< 15 Lifeguard Instructor Trainers
< 6 Water Safety Instructor Trainers

It is apparent that the Southeast Michigan market lacks a training “Hub”, facility, or organization that regularly trains lifeguards, swim instructors, and lifeguard instructors to service the area facilities. In speaking with area operators, they all have to either train staff in-house with the instructors they have, contract out for other trainers or hope that enough qualified lifeguards and swim instructors will answer job postings.

Several of the Southeast Michigan Swim Program goals and objectives were created to assist in improving the ability of local instructors to gain additional certifications and train other instructors or lifeguards in the area thereby increasing the available workforce.

Public Swimming Survey

As part of the Southeast Michigan Swim Program data gathering phase, Counsilman-Hunsaker worked with Left Brain Concepts, Inc., a Denver-area research firm, and the Huron-Clinton Metropark Authority to create and distribute a public survey specifically regarding swimming abilities, competencies, and current swimming background. The survey was distributed to residents within the 5-county area: Livingston, Macomb, Oakland, Washtenaw, and Wayne counties. The survey distribution also included the City of Detroit as a specific target area within Wayne county.

The goals of the survey were to determine the 5-county area residents':

- Background in swimming
- Among adults and children who swim:
 - Their swimming ability
 - How frequently they swim
 - Where they swim
 - The importance of swimming relative to other activities
 - Their interest in improving their swimming ability
 - The benefits they receive from swimming
- Interest among non-swimmers and their children in learning to swim
- Among non-swimmers, the benefits of swimming that might appeal to them
- Swimmers' and non-swimmers' interest in potential swimming programs
- Barriers to increasing swimming activity because of:
 - Limited access to swimming facilities
 - High or unacceptable fees at water venues
 - Insufficient number of instructors at water facilities
 - Limited staffing at water venues
 - Fear of being in the water
 - Fear of being on the water in a boat, canoe, or kayak
 - Feeling unwelcome at water venues
 - Unsafe conditions at water venues
- The things that would increase peoples' swimming activity
- Demographics

Survey Marketing and Distribution

The survey was conducted electronically from early July through September 2021. The survey was publicized extensively by HCMA throughout the 5-county area. Specifically, HCMA distributed a flyer with a QR code that linked to the survey to Metroparks and other swimming and recreation facilities and at libraries and community centers; a link to the survey was placed on Huron-Clinton Metroparks' webpage; a press release was sent to all media in the 5-county area; the survey was publicized on eight of HCMA's social media posts with a link to the survey; yard signs with QR codes were placed at all Metroparks locations and community partners; stories about the survey were written and published in local newspapers; hard copies of the survey were made available to recreation-related organizations in the 5-county area; the survey was regularly publicized to all Metroparks staff; the survey was announced in the July, August and September Metroparks e-newsletter to its 80,000 subscribers; an article was published in the Detroit News and C&G Newspapers about the initiative and survey.



Electronic-Only Surveys

It was decided that the survey would be distributed electronically. Councilman-Hunsaker, Left Brain Concepts, and the Metroparks were confident that a significant number of surveys could be returned from each geographic area to obtain a representative sample of the 5-county area. Electronic-only surveys for local government have become very common, especially on surveys that guide recreation planning. While community surveys are still conducted by mailing to every nth (or every) household in a jurisdiction, electronic-only surveys are being used more and more. That is because while there is no more defensible methodology than mailing surveys to a random sample of households in a community, many people who do not have an interest in recreation do not respond to Postal Service surveys. Thus, a strong argument can be made that the respondents to an electronic-only survey publicized by the local government is the same as with a mailed survey.

Survey Management

The survey was managed by Left Brain Concepts, Inc., a Denver-area market research and marketing consulting firm. Results were compiled, analyzed, and this report was prepared by Left Brain. The survey was written by Left Brain, Councilman-Hunsaker, and senior staff at the Huron-Clinton Metropolitan Authority.

Survey Results

As is common in survey research, the distribution of population from the six geographies in the survey was adjusted to mirror the actual population distribution, based on the 2020 census. This was done to assure that the results of the survey are representative of people in the 5-county area.

A total of 1,010 surveys were completed. The maximum margin of error for a sample of 1,010

County	2020 Census	Percent
Livingston	193,866	4%
Macomb	881,217	20%
Oakland	1,274,395	28%
Washtenaw	372,258	8%
Wayne – Other	1,154,450	26%
Wayne – Detroit	639,111	14%
Total	4,515,297	100%

is $\pm 3.1\%$ at the 95% level of confidence. Responses to the survey were analyzed by the following variables:

- Six areas of residence – 5 counties and residents of Detroit
- Households with and without children
- Gender
- Race
- Household income
- Swimming background (1) Afraid of the water and/or concerned about drowning, (2) never swam or swam years ago, (3) people who splash around in the water, (4) swimmers
- People who do not swim in either warm or cold weather months vs. all others

The survey generated a representative sample of residents in the 5-county area, including residents of Detroit. While respondents' area of residence was adjusted to the 2020 census, this is very common in survey research. Also, surveys more specific in nature, such as recreation, always attract people who are interested in the topic, as opposed to surveys that assess the delivery of all government services. HCMA's survey successfully attracted avid swimmers to non-swimmers, including those with a fear of water or drowning.

There was also the concern that the surveying process would not generate a sufficient sample size to be representative of residents of the 5-county area. And worse, that the process would not generate large enough sub-samples for Left Brain to determine if there are differences in views of swimming in demographic groups. However, the Metroparks' efforts to publicize the survey generated a sufficient total sample and sub-samples of people in all five counties, Detroit, people of color, low-income households, people with and without children, and again, a range of experience, ability, and interest in swimming.

Key Takeaways

Swimming background / Swimming ability

The top three responses were that people swam competitively in high school, college, or beyond (38%), that people are casual, recreational swimmers (33%), and that respondents are more serious but still recreational swimmers (27%). There were many responses from casual swimmers; 17% said they splash around in the water, 11% engage in water exercise programs, and 8% said they exercise in the water for physical therapy. The survey also attracted responses from people who swam years ago but are not currently swimming (8%), area residents who are concerned about the possibility of drowning (8%), those who have never swam (3%), people who are scared to death of the water (1%), and people who once were concerned about the possibility of drowning but are no longer concerned (1%).

As was expected at the beginning of this initiative, residents of Detroit, people of color – especially people who are Black, are less proficient swimmers than people in other demographics.

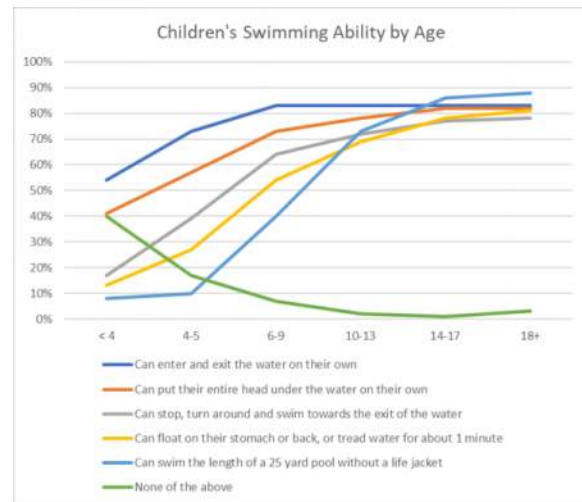
More Detroit residents and people of Color

- Are concerned about drowning
- Splash in a pool or body of water where they can stand with their heads above the water

Children living in the household

About half (56%) of the respondents have children living with them. The remaining 44% do not.

Children's swimming ability by age: As expected, swimming proficiency increases as children get older. Proficiency particularly increases from ages 4-5 to 6-9. Another significant increase occurs from 6-9 to 10-13. However, there is considerably less improvement from ages 10-13 to 14-17 and from 14-17 to those 18 and older.



Frequency of swimming

Not surprisingly, people swim more in warm weather months than during cold weather months. For example, for those who swim 1-3 times a month, 32% swim in warm weather months but only 15% swim in cold weather months. But the differences were not as stark among people who swim one to three times a week (35% warm weather vs. 27% cold weather) and those who swim 4-7 times a week (22% warm weather vs. 15% cold weather). The percentage of people who do not swim at all is much higher in cold weather months (43%) than warm weather months (11%).

Detroit residents, people of color – especially people who are Black, and people in lower-income households swim less than people in other demographics.

Places people swim

The most frequented are lakes and ponds (70%), pools at recreation centers and health clubs (67%) and pools at hotels and condos when people travel (55%). Less used are pools at private residences (31%), pools at high schools or colleges (28%) and rivers (13%).

Reaction to places to change clothes

Only 36% are satisfied with places to change clothes, places to shower (31%), and places to secure valuables (30%). Amenities people would like to see added are lockers (47%), places to change clothes (41%), and showers (39%). About a third (38%) reported they go to swimming venues in their swimming attire.

Importance of swimming to household members

Only 36% are satisfied with places to change clothes, places to shower (31%), and places to secure valuables (30%). Amenities people would like to see added are lockers (47%), places to change clothes (41%), and showers (39%). About a third (38%) reported they go to swimming venues in their swimming attire.

Reaction to places to change clothes

Only 36% are satisfied with places to change clothes, places to shower (31%) and places to secure valuables (30%). Amenities people would like to see added are lockers (47%), places to change clothes (41%) and showers (39%). About a third (38%) reported they go to swimming venues in their swimming attire.

Importance of swimming to household members

Swimming is the most important recreational activity for 29% of families, tied for the most important for 33%, and an occasional activity for 27% of the households. Swimming is less important to people of color, especially people who are Black, than people in other demographics.

Interest in learning to swim / Improving swimming ability

About two-thirds (69%) of the adults reported that they are very or somewhat interested in learning to swim or improving their swimming abilities. The percentage of combined very and somewhat interested increases to 77% for interest in having their children learn to swim or improve their swimming ability.

Detroit residents, people of color, especially people who are Black, are more interested in their learning to swim than people in other demographics.

What people enjoy about swimming / What might interest non-swimmers

The things that people enjoy about swimming that reach 60% or higher mention that swimming is good for cardiovascular fitness (70%) and total body training (66%). Also mentioned is that swimming is a relaxing and peaceful form of exercise (66%), good for stress relief (64%), provides a pleasant way to cool down on a hot day (61%), and has less joint impact and stress (60%). Only 35% noted that water is easily accessible to them at pools, beaches, lakes, and rivers.

People who are afraid of the water or have a fear of drowning were more likely than avid swimmers to state that swimming provides a pleasant way to cool down on a hot day and that swimming is a pleasant way to spend time with family and friends.

Interest in swimming programs in the 5-county area

People were given a list of 18 existing or potential programs and asked to rate their level of interest. The programs that received ratings of very interested of 25% or more were water exercise (34%), water yoga classes (33%), lap swimming (33%), child lessons (32%), water therapy & rehabilitation (28%), receiving education in water safety (27%), kayak lessons (26%), and adult swim team swimming (25%).

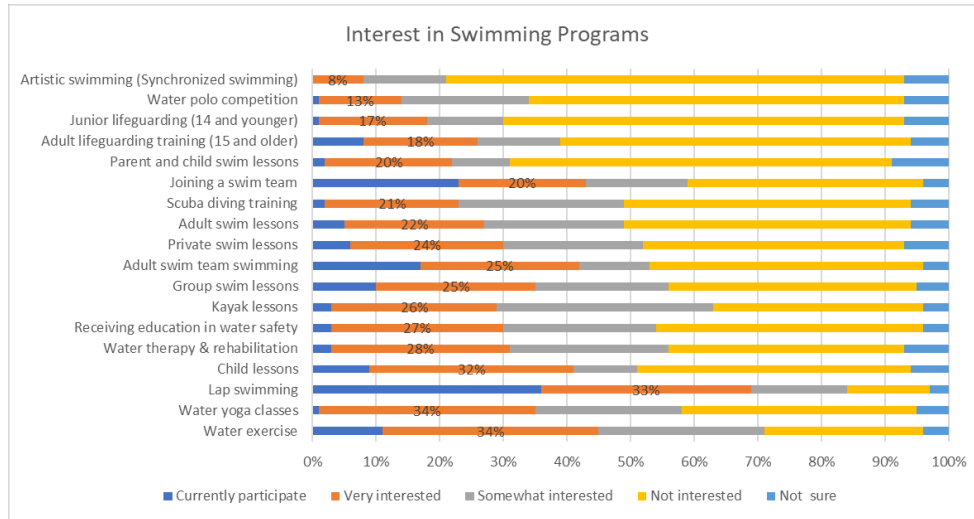
Demos very interested in swim instruction

- Detroit residents
- People of Color
- Women (interested in having children learn to swim)

The demographic groups that are more interested in many of the existing or potential programs are residents of Detroit, people of color – especially people who are Black, people in lower-income households, those who are afraid of the water or have a fear of drowning, and those who do not swim or rarely swim.

People who are afraid of the water say...

- Swimming provides a pleasant way to cool down
- Pleasant way to spend time with family and friends



Reaction to swimming opportunities in the area

The top three responses were that hours at swimming venues do not work into people’s schedules (34%), water venues are too far from their homes for them to participate (28%), and fees at water venues are higher than people want to pay (27%). These sub-questions were deliberately posed with a negative slant. Thus, it should be interpreted that hours at swimming venues do work into people’s schedules (66%), water venues are not too far from people’s homes for them to participate (72%), and fees at water venues are not higher than people want to pay (73%).

Feeling welcome / Safety / Comfort at swimming venues

People were given seven questions and asked to respond on a scale of strongly agree, somewhat agree, somewhat disagree, and strongly disagree. When combining somewhat disagree and strongly disagree responses, negative ratings ranged from 8% to 15% for five of the seven issues queried. Respondents disagreed the most that swimmers are respectful of others at swim venues (23%) and that people swim safely for themselves (24%).

Increasing participation in swimming

People were asked on an open-ended basis the things that would increase their participation in swimming. Twenty-six things were mentioned by at least 1% of respondents. The top six were closer water venues (20%), offering adult swim lessons (13%), more lap swim times (11%), more indoor swimming pools or the ability to use pools at high schools (10%), expanding hours at swimming facilities (9%), and lower fees (9%).

The full survey report and results can be found in [Appendix A](#).

Feel welcome at urban venues

- Detroit residents

Feel welcome at suburban venues

- Residents outside Detroit
- Men
- Whites

Feel welcome at rural venues

- Residents outside Detroit
- Men
- Whites

Feel comfortable swimming with strangers

- Whites

Water venues are too far

- Residents of Detroit
- Women

Fees are too high

- People of Color
- Incomes under \$50,000

Not enough instructors

- Detroit residents
- Women
- People of color
- Incomes under \$50,000
- Afraid of water

Not swimmers, but enjoy water exercise

- Detroit residents
- Women
- People of Color
- Incomes under \$50,000
- Afraid of water
- Do not swim in cold weather months

Huron Clinton Metroparks Aquatic Facility Review

In June of 2021 Counsilman-Hunsaker provided a review of three Metropark Aquatic facilities, Lake St. Clair Metropark Pool, Lake Erie Metropark Great Wave Pool, and Willow Metropark Pool. The purpose of the review was to assess each facility for its functionality within the four main aquatic user groups and provide recommendations to address functional obsolescence and provide improvements based on the [Programming Action Plan](#).

Aquatic Trends

When developing tomorrow's vision for aquatic programming, it is important to understand traditional uses and trends in aquatic programs. Trends evolve in the aquatic industry as swimming expectations evolve. While national surveys continually rank swimming as a favorite recreational sport, today's aquatic centers incorporate recreation swimming and wellness pools to augment revenue of competitive swimming, thereby creating multi-generational facilities through shared expenses.

Contemporary aquatic centers are fully ADA accessible, allowing everyone to benefit from aquatic activities. Compliance with the 2010 Standards for Accessible Design states that all pools larger than 300 linear feet of pool wall perimeter need at least two accessible means of entry, one of which needs to be either a pool lift or a sloped entry. The secondary means of entry can be either a lift or sloped entry, or pool access stairs, transfer system, or transfer wall. Pools with less than 300 linear feet of pool wall perimeter need one accessible means of entry, either a pool lift or sloped entry. Spas need one entry, which can be either a pool lift, transfer system or a transfer wall. As more athletes cross-train with water fitness components and more doctors recommend water rehabilitation for injured, overweight, diabetic, and aging patients, multi-generational aquatic centers are inclusive of the entire community.

Aquatic User Groups

The following describes national trends for four aquatic user groups: Recreation, Competition, Instruction and Wellness and Therapy. The descriptions make evident the very different requirements for each of these aquatic user groups when planning and designing an aquatic facility.

RECREATION



COMPETITION



INSTRUCTION



WELLNESS & THERAPY



Recreation

Successful aquatic centers combine creative water play areas for various age groups in a safe, friendly atmosphere. While aquatic recreation has become much more age-defined, attractions have age limitations and appropriateness due to elements of thrill and capabilities. Tots enjoy shallow pools with gentle water features and play areas tucked securely out of the way of the more active areas. Once children grow out of the tot stage, they enjoy romping in zero-depth recreation pools, making their adventurous way across lily pad walks, and climbing on participatory play features with “just-their-size” waterslides. Older children speed down flume and drop slides and enjoy larger water play structures. Teens enjoy gathering spots like action islands with access to deep water pools and more adventurous waterslides. Lazy rivers and current channels cater to most demographics, while spas and lap lanes are geared towards adults.



Recreational Aquatic National Trends by Age Group	
Age Group	Recreational Aquatic Age-Group National Trends
Age 0-3	Tot pool, tot slides, gentle spray features
Age 4-7	Water sprayground, zero-depth pool, participatory play features, sand play
Age 8-11	Water walks, large play structures, full-size waterslides, open water
Age 12-16	Water walks, large waterslides, open water, lazy river, gathering places, sand volleyball, mat racer, diving boards
Age 17-22	Action island, intense waterslides, flow rider, mat racer, climbing wall, open water, sand volleyball, drop slides, diving boards
Age 23-45	Zero-depth pool (to be w/children), open water, spa, sun deck, lap lanes, lazy river, waterslides, diving boards
Age 46+	Spa, sun deck, lap lanes, lazy river, family-friendly waterslides

Source: Counsilman-Hunsaker

Recreation Pool Features



Leisure Pool

The free-form leisure pool provides an inviting atmosphere with plenty of shallow water from zero-depth to four feet, allowing adults and children to interact for hours of splash and play entertainment. With opportunity for many different sizes and designs, the leisure pool is a desirable amenity for all age and skill levels where various attractions may be incorporated to increase the experience factor, which increases attendance, the amount of time spent at the

facility, and return visits.



Participatory Play Feature

Located within the leisure pool, play features are multi-level, interactive structures where children can scamper through spraying water, climb across bridges, scurry over and under tunnels, and slide down just-their-size waterslides. As children manipulate valves and chains, they control where and when the water sprays will occur—all within sight of parents and lifeguards.



Current Channel

A current channel is part of the leisure pool, usually 6-8 feet wide, with water traveling approximately two and a half miles per hour. The channel is very popular as a water walking setting for fitness classes or adults seeking non-programmed exercise, walking with or against the current.



Water Vortex

An interesting area within a leisure pool is a vortex where water jets propel water in a circular motion. Children of all ages enjoy swimming in the swirling water where the imagination determines the adventure. Depending on the size of the vortex, when the pump for the vortex is turned off, this area can provide an instruction space for lesson programming for youngsters, classes, and activities.



Waterslides

The thrill of mounting the stairs to the exhilaration of sliding down into the water makes waterslides a desired attraction. While some slides are straight with a steep or gentle gradient, others wind down with sharp enclosed curves or high walls on the outside of the curves. Slides can be a long tube or alternate between an open chute and a closed tube. Experiences can range from family-friendly to surprisingly intense.



Drop Slide

A drop slide offers the thrill of walking up the steps of the waterslide, hearing the excitement and splash of water sliders ahead, then sliding down to the water with the bonus of dropping into the pool upon exit in a short freefall.



Lap Lanes

Fitness lap swimming and water walking are important to many adults and seniors. Opportunities for limited practice and training exist in a two, three, or four lane 25-yard lap pool adjacent to the leisure pool. Additionally, programming can be incorporated for lessons and activities.



Climbing Wall

A kids' climbing wall offers the experience, physical activity, and challenge of climbing with the water underneath to cushion the fall.


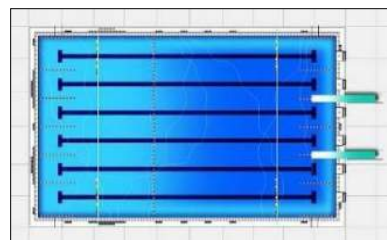


Additional Support Amenities

Community pools have bathhouses that provide lockers/showers/changing/restrooms for their guests. Snack/concession areas provide food for hungry appetites, thus offering a day-long experience. Birthday party rooms can increase revenue by offering swim parties with games and food.

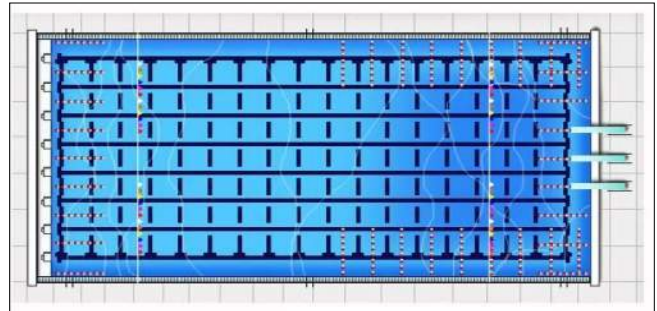
Competition

A competition pool must be 25 yards or 25 meters for short-course events and 50 meters for long-course events. USA Swimming and FINA sanction short-course 25-meter as well as long-course 50-meter competitions. Depending on the level of competition, a minimum of six lanes is required, but eight lanes are expected to better allow for larger heats. While almost all 50-meter pools have ten lanes, 1 and 10 serve as buffer lanes. National caliber water polo matches take place in 30-meter fields of play minimum with at least a 2-meter zone behind each goal line. High schools, USA Swimming, the YMCA, and NCAA conduct short-course 25-yard competitions. For high school and NCAA events, a pool must have a minimum of six lanes, each at least seven feet wide. Several current standards require six feet or more of water depth beneath



starting blocks. While some shallow water is acceptable, water depths of two meters or more “is required” as per applicable rules.

High school and college water polo often use 25-yard and 25-meter pools, but all high-level meets for USA Water Polo and international events are held in 50-meter pools. Water depth of two meters or more “is required” as per applicable rules. Synchronized swimming requires a deep, 12-by-25-meter pool area. A minimum water depth of 2.5 meters “is required” as per applicable rules. National and international events are generally conducted in 50-meter pools.



Today, nine governing bodies sanction meets and matches in their respective sports, including:

1. [USA Swimming](#)
2. [National Federation of State High School Associations \(NFSHSA\)](#)
3. [National Collegiate Athletic Association \(NCAA\)](#)
4. [Federation International de Natation Amateur \(FINA\)](#)
5. [USA Water Polo](#)
6. [USA Diving](#)
7. [USA Synchronized Swimming](#)
8. [USA Masters Swimming](#)
9. [YMCA](#)

Diving



Many pool operators have decided to remove diving boards for fear of injury to patrons. However, with proper water depth and supervision, springboard diving is one of the safest sports in existence. No catastrophic diving injuries, recreational or competitive, have occurred in pools sanctioned by any of the main governing bodies in competitive diving. Diving is an integral aspect of many aquatics programs, being found in swimming lessons, recreational swimming, competitive swimming, and of course, competitive diving. Diving is a very important skill to learn as a headfirst entry into the water always poses a safety risk, especially in shallow water. However, racing starts and recreational diving can be safely performed, provided that basic precautions are taken.

Springboard Diving

- Water depth must be adequate under, in front of, and to the sides of the board. The Y-USA guideline is to provide at least 11 feet of water depth for a one-meter board.
- A trained coach should be present for practice and competition, in addition to the lifeguards.
- When the diving facilities are in use, a lifeguard should be specifically stationed in that area to manage the activity and to enforce the following rules:

- Only one diver is allowed on the board at a time.
- Only one bounce is allowed at the end of the board.
- Dive or jump directly ahead.
- Exit immediately at the nearest ladder after each entry.
- The hands must enter the water first on all headfirst dives.

Racing Dives/Starting Blocks

- Most authorities, Y-USA included, now require five feet of water depth for starting block usage.
- Non-springboard diving instruction should be performed in no less than nine feet of water, whether teaching competitive dives to new swimmers or teaching new diving techniques to experienced swimmers.
- Starting blocks should be used only with the direct supervision of a trained coach.
- Starting blocks should be clearly marked as closed when not in use. A cone or cover is suggested on each block to keep untrained or unsupervised users off the block.

Open Swim General Rules

- Diving from the pool deck should not be permitted in less than nine feet of water.
- "No Diving" signs as well as depth markers should be placed conspicuously at the water's edge and at other locations in the facility. Lifeguards must strictly enforce this rule.
- Inform new users and outside groups of the diving rules before they enter the water.

High School Users

High school varsity swimming is typically well supported in most communities across the U.S.; however, many schools lack the ideal facility for training and competition. In addition, because quality pool time is usually scarce in most areas, renting pool time from other area facilities can be daunting due to various needs and agendas, thus, pool availability can diminish as facilities experience capacity.



High school competitive swimming requirements include:

- Course length of 25 yards with a minimum width of 45 feet for six 7-foot-wide lanes or 60 feet for eight 7-foot-wide lanes
- 125 spectator seats
- Pace clocks, stretch cords, mats (for sit-ups, etc.), free weights, medicine balls, weight training equipment, kickboards, fins, paddles, pull buoys, and goggles

USA Swimming

USA Swimming formulates rules, implements policies and procedures, sanctions national championships, disseminates safety and sports medicine information, and selects athletes to represent the United States in international competitions. USA Swimming has 337,084 year-round members nationwide and sanctions more than 7,000 events each year. USA Swimming has organized regional and national competitions for age group competitive swimming in the United States. The base for popularity is primarily a young age group that begins around age eight and peaks at age 11, as shown in the chart below.

2015 Year-round Athlete Membership										
Age	New Female	Renew Female	Total Female	% of Total Ath	New Male	Renew Male	Total Male	% of Total Ath	Grand Total	% of Total Ath
8 & Under	11,663	5,760	17,423	5.2%	9,050	4,281	13,331	4.0%	30,754	9.2%
9	7,687	8,052	15,739	4.7%	5,728	5,868	11,596	3.4%	27,335	8.1%
10	7,848	12,336	20,184	6.0%	5,764	8,868	14,632	4.3%	34,816	10.3%
11	4,365	16,147	23,512	7.0%	5,352	11,297	16,649	4.9%	40,161	11.9%
12	5,937	17,857	23,794	7.1%	4,563	12,506	17,069	5.1%	40,863	12.2%
13	4,219	17,778	21,997	6.5%	3,375	11,907	15,282	4.5%	37,279	11.0%
14	2,903	16,274	19,177	5.7%	2,585	11,810	14,395	4.3%	33,572	10.0%
15	1,779	13,535	15,314	4.5%	1,826	10,356	12,182	3.6%	27,496	8.1%
16	1,165	10,761	11,926	3.5%	1,251	8,564	9,815	2.9%	21,741	6.4%
17	709	8,646	9,355	2.8%	924	7,611	8,535	2.5%	17,890	5.3%
18	327	6,174	6,501	1.9%	544	6,218	6,762	2.0%	13,263	3.9%
19 & Over	362	5,029	5,391	1.6%	460	6,063	6,523	1.9%	11,914	3.5%
TOTAL	51,964	138,349	190,313	56.5%	41,422	105,349	146,711	43.4%	337,084	

Source: Counsilman-Hunsaker

Zones

USA Swimming has four zones subdivided into fourteen regions. The four zones are Eastern, Southern, Central, and Western.

There shall be at least two (2) Spring and one (1) Summer Sectional meets in each Zone.

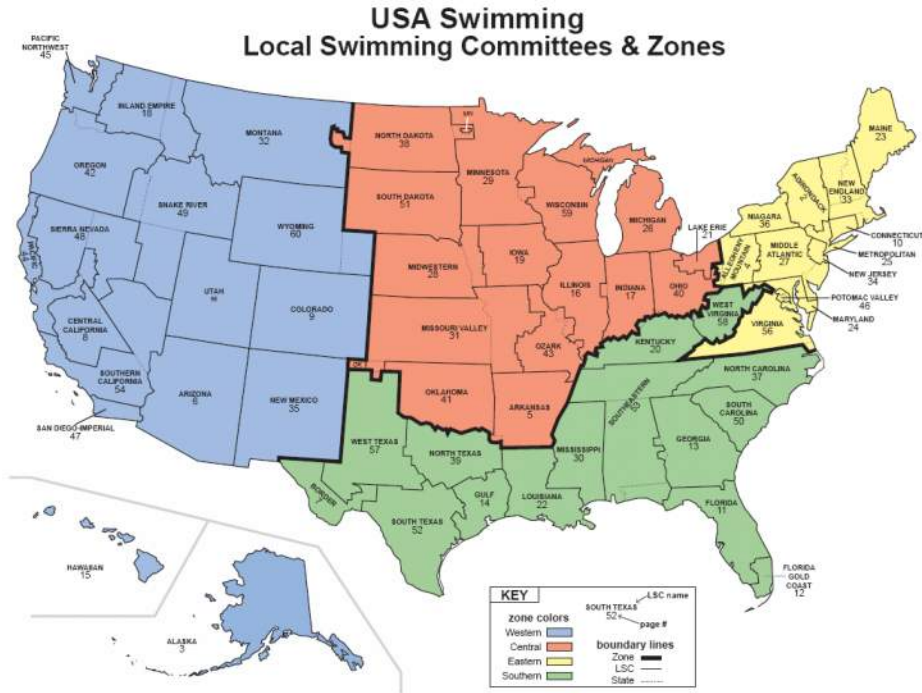
A. Summer Sectional

1. The Summer Sectional shall be a Long Course meet.
2. The Summer Sectional meet shall be no more than four (4) days long and shall conclude between eight (8) and twenty-two (22) days prior to the U.S. Open or Junior Nationals, whichever comes first.
3. The Summer Sectional meet shall have at least one 18-and-under final heat per individual event.

B. Spring Sectional

1. The Spring Sectional meet should be no more than 3 ½ days long. The dates may vary according to the needs of each Zone.
2. The Spring Sectional meet shall have at least one 18-and-under final heat per individual event.

There shall be not more than sixteen (16) Spring and sixteen (16) Summer meets. Sectional Championship dates and sites shall be selected by the Sections and approved by the respective Zone Directors.



Competitive Events Overview

USA Swimming Competitive Events / Requirements

The following chart details the types of competitive swimming events with an approximate number of swimmers, pool requirements for competition and warm-up space, as well as the spectator seating requirements.

Event Title	Number of Swimmers	Pool Requirement	Warm-up Pool Requirement	Spectator Requirements	Number of Days	Time of Year
US Olympic Trials	1,200	One eight-lane, 50-meter pool; minimum depth of two meters and 9-ft wide lanes	Eight-lane, 50-meter pool; minimum depth of two meters and 9-foot wide lanes	14,000	Eight days	Held in Olympic years
US Open	1,000	Two eight-lane, 25-yard competition pools; minimum depth of two meters and 9-foot wide lanes	Eight-lane, 25-yard pool	1,500	Four days	Begins the Wednesday after Thanksgiving
Speedo Winter Junior Championships (East/West)	1,000	Two eight-lane, 25-yard competition pools; minimum depth of two meters and 9-foot wide lanes	Eight-lane, 25-yard pool	1,500	Two separate four-day events	Begins second Wednesday after Thanksgiving
Phillips 66 National Championships	1,000	One eight-lane, 50-meter pool; minimum depth of two meters and 9-foot wide lanes	Eight-lane, 25-yard pool	1,500	Five days	Early August
Speedo Junior National Championships	1,000	One eight-lane, 50-meter pool; minimum depth of two meters and 9-foot wide lanes	Eight-lane, 25-yard pool	1,500	Five days	Early August
USA Swimming Futures Championships	1,000	One eight-lane, 50-meter pool; minimum depth of two meters and 9-foot wide lanes	Eight-lane, 25-yard pool	1,500	Four separate four-day events	Early August
Open Water National Championships	5K – 100 to 150 10K – 75 to 100	Open water area appropriate for the contested distance	None	None	Three days	Summer
TYR Pro Swim Series	700	One eight-lane, 50-meter pool; minimum depth of two meters and 9-foot wide lanes	Eight-lane, 25-yard pool	1,500	Series of four-day events held throughout country	
Speedo Sectionals	800	One eight-lane competition pool; 25-yards, 25-meters or 50-meters acceptable	Required	1,000	Series of three- or four-day events held throughout country	
USA Swimming Zone Championships	800	One eight-lane competition pool; 25-yards, 25-meters or 50-meters acceptable	Required	1,000	Series of three- or four-day events held in each of four zones in the country	

United States Masters Swimming

United States Masters Swimming (USMS) programs are open to all adult swimmers (fitness, triathlete, competitive, non-competitive) dedicated to improving their fitness through swimming. Founded in 1970, the non-profit corporation is organized with 450 clubs throughout the United States. Membership consists of almost 65,000 swimmers ranging in age from 18 to over 100. Within the clubs, structured workouts offer training assistance for specific goals for a healthy lifestyle through camaraderie. Pool and open water races provide opportunities to compete and measure individual progress at the local, state, national, and international levels. USMS programs also offer stroke and technique clinics, workshops, instruction, and social functions. Competitions are organized by age groups of five-year increments (18-24, 25-29, 30-34, 35-39, etc., to 95 and over). Events include 50, 100, 200, 500, 1000, and 1650 freestyle (400, 800, and 1500 in meters); 50, 100, and 200 backstroke, breaststroke, and butterfly; and 100, 200, and 400 individual medleys. There are also freestyle and medley relays for men, women, and mixed teams. Open water swims are held in most locales during the summer and can range in distance from one to ten miles. Special events such as seeing how far you can swim in one hour are contested through the mail. USMS hosts two national championship meets a year. A short course (25-yard pool) championship is held in May and a long course (50-meter pool) championship is held in August. These four-day events rotate to different locations around the country. International championships are conducted periodically by Masters Swim organizations in countries throughout the world.⁷

Community Swim and Dive Teams

Numerous communities sponsor competitive swimming and diving teams for children and teens. The purpose is to offer an opportunity to enjoy the healthy fun of swimming; to support individual achievement of personal bests; and to promote goal setting, life skills, and sportsmanship. Teams typically adhere to recognized swimming rules and swim the standard strokes of swim meets but in shorter lengths. Swimmers with limited or no competitive experience are provided stroke conditioning clinics as a recommended alternative. Teams are usually more active in the warmer months, and not directly associated with a national swim organization. Many swimmers who begin their competitive swimming experience on a local swim team proceed to join nationally governed teams.

Pool Rental

Competitive swimmers, particularly members of independent swimming associations, are accustomed to renting lane space for training as well as leasing entire facilities, either for long-term use or on a one- to three-day basis for special events and competitions. Although there is more than one accepted way to receive fees from swim teams, pool lane rental is usually based on cost per lane/per hour. Entire facilities leased on a per-day basis generally have a fixed schedule of costs for such use. Long-term facility leases are generally the product of negotiation and, accordingly, are too varied and specialized for consideration in the context of this study.

Instruction

Swim Lessons

According to the Centers for Disease Control, more than one in five people who die from drowning are children age 14 and younger. For every child who dies from drowning, another four receive emergency care for nonfatal submersion injuries, which can cause brain damage that may result in long-term disabilities, including memory problems, learning disabilities, and permanent loss of basic functioning.¹



Drowning Prevention is essential for children and adults, whether living in areas with natural bodies of water or simply being invited to pool parties. With more than one available pool in an aquatic center, lessons can be maximized so that a large number of residents can be taught to swim. Ideally, water depth for instruction should accommodate young participants to stand comfortably in the water. Recreation pools easily provide this preference. Deeper competition pools offer moveable floors or other means of altering water depth for instructional purposes.

A well-run water lesson program is essential in introducing young swimmers to safe aquatic skills that can be used throughout their lives. By offering the community a comfortable, controlled aquatic environment, swimming and diving lessons can become an enjoyable learning experience. There are many different types of water safety lessons that can teach children not only how to swim and dive but how to survive in adverse water conditions. Water safety is an integral part of any community, from small watercraft instruction to learning to swim. Many will go on to formal competitive aquatic programs in school or age-group swimming programs. Some will excel to become state champions. Benefits such as scholarship offers may occur when a swimmer or diver selects a college, which could lead to national-level competition.

Entrapments

Aware of 74 cases of body entrapments, including 13 confirmed deaths between January 1990 and August 2004, the U.S. Consumer Product Safety Commission reported the deaths were the result of drowning after the body or limb was held against the drain by the suction of the circulation pump. The incidents occurred in both residential and public settings. Subsequently, a new federal pool and spa safety law was signed by former President George W. Bush on December 19, 2007. The Virginia Graeme Baker Pool and Spa Safety Act requires all public pools and spas to have safety drain covers, and in certain circumstances, an anti-entrapment system. The goal of the law is to improve the safety of all pools and spas by increasing the use of layers of protection and promoting uninterrupted supervision to prevent child entrapments and drownings.



When teaching outside standard lessons, some classes mimic the natural environment through instructor creativity (i.e., creating wave action with hands and arms to mimic river tides), while others simply require small children to memorize what they would do in a situation where drowning is likely, and then enact memorized skills with an instructor present.

Lifeguarding and CPR

Water rescue skills and CPR are typically taught to all lifeguards. However, water rescue and CPR skill education are integral to the community because families are the true lifeguards of one another, whether at the beach or a backyard pool. Often, such courses are sponsored by the Red Cross, Ellis and Associates, and other providers of safety training.



School District Lesson Users

School districts are often valuable contributors to help efficiently program aquatic facilities. Potential programming might embrace swim lessons for elementary students, lifeguarding classes, physical education classes, therapy for high school athletes, and other joint partnership agreements to aid in directing area children to learn to swim. Aquatic sports (diving, water polo, synchronized swimming, underwater hockey, etc.) can contribute to the overall use of the facility as well as fitness use by faculty, special education therapy, and recreation. In addition, an aquatic facility may provide aquatic opportunities to pre-school children cared for by private daycare providers.

Wellness and Therapy

Aquatic Fitness

The more often the pool can be utilized for group activities for participants and spectators, the more likely the aquatic facility will be “alive” day in and day out. The types of activities that tend to draw a crowd are participatory, measurable, exciting, and often challenging – but not always so challenging that only the elite can participate. Activities can be tailored to different ages, sizes, and/or skill levels.



The industry has responded to the continued popularity of aquatic fitness by creating a wide range of activities with related devices and equipment for a greater diversity of water-based

aqua exercise options. Aerobic dancing, walking, and running in shallow and deep-water environments, including current channels for walking against the current, are just a few of the choices available to people wishing to add less stressful elements of a cross-training regimen or even to use aqua aerobics for their entire fitness program. Additionally, businesses might sponsor or subsidize aquatic fitness as part of their employee wellness training discipline.

Aquatic fitness also remains one of the most popular forms of exercise among senior adults. Data taken from the National Center for Health Statistics shows lifetime expectancy is up 30 years since 1900.⁴ The older adult market spans four generations from the Progressive Era 1900-1928, Depression Era 1929-1939, WWII Era 1940-1945, and Baby Boomers 1946-1964. The older adult market can be a large, affluent market willing to participate in water fitness, wellness programming, and other recreation opportunities. This diverse age group from 55 to 90+ includes sub-groups of which some are still working, some have children in college, and some are focusing on retirement, grandkids, and wellness. Consequently, seniors can be willing, enthusiastic participants if certain requirements are met. They typically feel uncomfortable in an environment with teens and generally respond better to strictly defined programming of well-structured activities such as water aerobics, arthritis water exercise, water walking, physical therapy, adult swim lessons, 'Save a Life' workshops, lap swimming, and Masters swimming.

Aquatic Exercise Trends

AquaBata Shallow

Take advantage of the latest trend in fitness to deliver the next level of training to your aquatic programs. High Intensity Interval Training (HIIT), including the specialized Tabata format, transitions into the water with high-powered results. Minimal choreography, maximal results – AquaBata training is the hottest workout in the pool that attracts a younger market, including men! AquaBata....for an Aqua Body!

Aquatic Cardio Programs

Discover the key concepts necessary to create safe, effective, and enjoyable shallow water aerobic programs. Creative sequencing, smooth transitions, and movement variations will help leaders to develop a unique style of choreography or movement progression. All aquatic professionals can benefit from this hands-on application of the physical properties of water in various cardio class formats.

Aquatic Circuit Applications 2

Circuit training can open your pool to a wide array of training options that are time efficient and fun. Part 2 of this popular workshop offers all new ideas for creative circuit training in shallow water, along with suggestions for deep-water formats. Explore instructor-guided and self-guided methods to provide optimum results for your pool, your participants, and your teaching personality. Innovative ideas fuse cardio and resistance training to help participants achieve fitness goals.

Aquatic Interval Applications

Create dynamic interval formats for the pool that can be adjusted for various ages and abilities through Work: Recovery ratios, movement tempos, exercise choices, and impact options. This interactive workshop will assist you in developing motivating aquatic interval programs to enhance training results for participants and allow you to lead the workout safely & effectively from the pool deck.

Aquatic Kick Boxing

Explore innovative, safe, and effective aquatic Kick Boxing! This program is great for group fitness instructors, small group fitness leaders, trainers, and coaches! This interactive non-stop format includes movement modifications and adaptations for the pool. Learn basics and beyond to successfully build techniques into programs for all ages and fitness levels. Explore the benefits of three modalities: stand-alone training, combination programming, and multi-sport fitness workout options.

Boot Camp Deep

Take your boot camp to the deep and experience suspended training with a high-intensity, non-choreographed workout. Learn how to employ a variety of body positions (vertical, horizontal, and diagonal), as well as specific training drills that utilize the pool wall. Command attention in your deep-water classes with challenging formats geared for advanced training. Lower intensity modifications will be discussed.

Boot Camp Shallow

Ten-hut! Push participants past training plateaus with a platoon of shallow water training designed to target fitness components of agility, balance, coordination, and speed in addition to cardio capacity. This no-nonsense workout formula delivers high-intensity training options, with and without equipment to maximize results. Training tactics may not be suitable for beginning exercisers, persons with special needs, or those unwilling to get their hair wet.

Core Training + Stretch Techniques

Dive into a pool of core training techniques that include standing, traveling, and buoyant options to develop dynamic strength for improved function. Learn options with, and without, equipment to meet a variety of goals and successfully target all skill levels. Flow into a sampler of stretching techniques – static, dynamic, and equipment-assisted options. From relaxing mind-body options for warm waters to fluid movements for cool pools, learn how to remain flexible in all environments!

Deeper Applications 2

Dive deeper into aquatic programming applications by taking advantage of current trends in fitness. Deeper Applications 2 offers updated information and creative new fitness formats to promote continued progression in your deep-water classes and personal training sessions. Experience suspended high-intensity interval training (HIIT) concepts, including the Tabata protocol, which effectively targets the cardio system while challenging the core.

H2O Body Sculpting & Resistance Training

Add resistance, through the use of equipment and body positions, to create a shallow-water fitness program that targets muscular strength & endurance, range of motion, and balance skills. Learn how to effectively integrate both impacting and grounded techniques to accommodate various fitness levels, as well as different pool considerations, such as water depth and temperature! This high-powered workout explores another level of training with controlled resistance.

Next Level Noodle

Take your aquatic class to the next level with creative cardio, targeted toning, and core concepts...all with the pool noodle. Explore all impact levels (grounded, propulsion & levels I, II, III) and modifications for all ability levels in this fun- focused, total body conditioning class.

PiYoChi Cardio Intervals

A motivating interval format integrates Pilates & Yoga techniques with cardio training to create mind-body programming suitable for cooler water temperatures (83-86 F). Pilates' concepts target the "powerhouse" muscles of the core; Yoga focuses on alignment, awareness, and breath control; cardio components burn calories and keep the participant warm. Expand group exercise and personal training options with this functional fusion of training principles for the pool!

Rated M for Mature

This Aquatic Aerobic & Resistance Program (AARP) is fun, targets function, and provides fundamental exercises for the mature market. Baby Boomers and beyond want a training program that meets their needs and interests, while accommodating special concerns, such as fear of falling. Develop purposeful movement to achieve balance, coordination, mental awareness, posture, and range of motion needed for active lifestyles, as well as independent living.

Successful Senior Strategies

Aquatic programming that targets the senior population spells success! From marketing and promotion to music and motivation, every concept of program design, development and implementation must be considered. Explore this creative collection of pool programs that are perfect for the older adult market: Circuits with Class; Interval Integration; Water Walk 101; Strong, Stretched & Senior. Take home four complete programs and ideas for getting started...successfully!

Upper Body, Core & More

Heat up your shallow water classes with an array of upper body and core training applications. Learn how to apply fun, force and function to basic arm patterns building progressions for all goals and abilities. Next, explore how to integrate unilateral and bilateral upper body moves and impact variations for core training benefits. Finally, put it all together with and without equipment for endless combinations.

Aquatic programming accommodates beginner lessons that graduate to higher levels of intensity and skill. The following provides a snapshot of popular aquatic fitness programs:

- **Finning:** This active swimming program requires training fins or flippers and utilizes fitness lap lanes of a pool. The kicking and pulling enhances conditioning and toning.
- **Scuba and Snorkeling:** These lessons are growing in popularity (possibly due to the increase of environmental professions) and typically start in swimming pools.
- **Scuba Rangers:** Scuba and snorkeling skills are taught to kids 8 to 12 while using underwater flashlights, navigation compasses, and underwater photography.
- **Underwater Hockey:** According to USOA Underwater Hockey, "The pool should be 25-meters by 15-meters and two-meters deep all the way across, but anything will do, even slopes (just change ends at half-time). Lead weights and three meters of rope can be used as goals, though the sound of the puck thumping into the back of a metal goal is very satisfying and should be experienced."
- **Water Polo:** Dimensions of a water polo pool are not fixed and can vary between 20 by 10 and 30 by 20 meters. Minimum water depth must be at least six feet. The goals are three meters wide and 90 centimeters high.

- **Kayak Polo:** This sport involves water polo being played from kayaks. According to Carolina Kayak Polo, “It is difficult to describe the passion and excitement that is created when a kayak water polo game is in progress. The participants—speeding the length of the pool weaving through the opponent’s lines of defense and spinning in their kayaks to receive a pass—create a fast and thrilling event.”
- **Water Basketball:** Ideated in 1986 by Italian teacher, Francesco Rizzuto, this sport is a mixture of basketball and water polo. When designing a pool, full court water basketball is more challenging when tile lines are encrypted into the floor of the pool.
- **Water Volleyball:** Portable and floatable aqua water volleyball sets come complete with two net positions, two anchor bags, and a staked floating perimeter boundary.
- **Triathlons:** These athletic competitions, which the contestants compete in three different events to find the best all-around athlete, typically consist of swimming, cycling, and running.
- **Kayak and Canoe Clubs:** Due to the popularity of Extreme Sports, kayak and canoe clubs are growing in popularity and use large pools for training.

Swim lessons, lap swimming, water jogging, deep-water aerobics, lifesaving instruction, diving lessons, survival swimming, synchronized swimming, water polo, underwater hockey, and scuba instruction can take place in a competitive/lesson/training pool, which frees up the recreation pool for swimmers who want to use the play features. Fitness classes are usually offered in the morning, at lunchtime, and in the early evening. Instructor information and/or training can be acquired through organizations such as the Arthritis Foundation; American Red Cross; Aquatic Exercise Association; American Alliance for Health, Physical Education, Recreation and Dance (AAHPERD); and United States Water Fitness.

Vertical Aquatic Programs

Vertical Aquatic Programming allows the participant to gain many of the benefits of aquatic exercise without putting their face in the water. It is a valuable tool for health and wellness and an effective segue for learning to swim for adults who have a fear of the water.

Program Name	AI CHI BABY	A community partnership – sponsorships possible
Staff requirements	Training & Certification	Total Aquatic Programming
Clients served	Women / prenatal	
Pool needs	Water Temp - 87 to 89 degrees	Classroom & water components
	Pool Access – Pool stairs or ramp	
	Water depth – 42” to 48”	
Schedule	12-week course	3 times a year

Program Overview:

Mission: Exercise - Nutrition - Support -

Strategy: Offer education and support to the teen Mom to Be

Objectives:

- To learn about the components of exercise
- To offer education about nutrition & exercise

- To learn how to relax into a deeper connection to yourself, your body, and your baby through prenatal visualization and relaxation exercises.
- To offer an unconditional environment to ask those questions you are afraid to ask

The water is a medium to facilitate bridging the gap from having a person being a victim to a person being a survivor. When a person becomes physically fit as well as emotionally fit, you start to see life in that person. Water is a medium to facilitate creating awareness for the "whole person". A person needs energy to survive, if you are not fit physically and emotionally, you will not have enough energy to be the person you want to be.

The components of this program are to address the mother's physical and emotional health and wellness. The Ai Chi Baby program will introduce reflection and self-observation. Physical and emotional change is very difficult for all ages. Using water movements to relate to real life makes the program very inclusive. The program offers a way to bring the young mom's fragmented life together by integrating mental and physical energy. The program also helps develop the person's self-confidence and self-esteem.

Program Name	AI CHI Preparing	Adult water acclimation and Learn to Swim
Staff requirements	Training & Certification	Total Aquatic Programming
Clients served	Adults	
Pool needs	Water Temp - 87 to 89 degrees	Classroom & water components
	Pool Access – Pool stairs or ramp	
	Water depth – 42” to 48”	
Schedule	Monthly fee – CAAP Membership based	Perpetual

Program overview:

Ai Chi Preparing is a systematic approach to introduce FEEL for the water to help overcome FEAR of the water.

“If adults do not trust the water – their children will not trust the water.”

Create awareness for the adult population of non-swimmers who have avoided the water because of fear. Adults who do not know how to swim or who are not comfortable in water cannot access the health benefits of water therapy or water recreation. The best instructor is one who is always seeking out ways to help their clients. We must realize “there is always another way” to accomplish goals.

Before anyone can trust water to support them, their mind and body needs to be in a relaxed state. Ai Chi Preparing is a tool that will help the client get out of the fight or flight response.

Program Name	Aquatic Therapy	Outsourced – pool rental
Staff requirements	Licensed Aquatic Therapist	ATRI - APTA
Clients served	All ages and stages	
Pool needs	Water Temp - 90 to 92 degrees	
	Pool Access – Pool stairs or ramp	
	Water depth – 42” to 48”	

Schedule	Contract water rental	
----------	-----------------------	--

Program overview:

Physical Therapy and Rehabilitation Programs (water rental basis to independent therapist or medical group - conducted in smaller programming pool. The purpose of aquatic physical therapy is to hasten the rehabilitation process through the use of the physical properties of water, improve client's ability to perform daily activities, and provide a safe environment for learning therapeutic exercises.

Aquatic physical therapy programs can include the following:

- Initial physical therapy evaluation
- Individualized aquatic physical therapy exercises and manual techniques
- Weekly reassessment to assure progression towards client's goals
- Discharge instructions for progression to a continuum membership-based aquatic program.

Program Name	S.A.F.E. (Swim & Fitness Exercise)	Community program for all ages
Staff requirements	LTS instructor / water exercise coach	Total Aquatic Programming
Clients served	Can be develop for all ages & abilities	
Pool needs	Water Temp – 84 to 89 degrees	Classroom & water components
	Pool Access – Pool stairs or ramp	
	Water depth – 42" to 48"	
Schedule	Monthly fee	Perpetual

Program Overview:

S.A.F.E Programs (swim and fitness exercise) is a monthly fitness and fun program. Designed, Developed & Delivered to different age groups. The program can be implemented for any age. This program focuses on teaching and coaching an individual (of any age) to be safer in and around water as well as assisting the client's fitness levels to maintain an independent lifestyle. The S.A.F.E. has classroom and water components

Mission: Introduction to water and fitness exercise for any age of individual

Strategy: to educate and empower the individual by trained staff

Objectives:

- To teach individuals with challenges how to be comfortable and safer in the water. It takes endurance and muscle strength to accomplish most swimming skills.
- To keep the individuals engaged in a fun way to learn to swim and offer water exercise in a form of vertical exercise and/or water games
- This type of program will assist the individual in maintaining their fitness levels to live a better life on land

Program Name	The Aquatic Ripple Program	Individuals with Challenges
--------------	----------------------------	-----------------------------

Staff requirements	Water Exercise Coach	Total Aquatic Programming
Clients served	Children / Young Adults / Adults	All ages and abilities
Pool needs	Water Temp – 84 to 89 degrees	
	Pool Access – Pool stairs or ramp	
	Water depth – 42” to 48”	
Schedule	Monthly fee	Perpetual

Program Overview:

The Ripples program is part of the S.A.F.E. Curriculum. This program is not a learn- to -swim program, although we do use some of the techniques in our swim and fitness program. At the younger ages parents are part of the program. Using a play base format when working with children improves the outcomes.

Program Name	The F.I.N.E. Adult Program (Fitness is Nutrition & Exercise)	Vertical Water Exercise for Adults
Staff requirements	Water Exercise Coach	Total Aquatic Programming
Clients served	Adults	All ages and abilities
Pool needs	Water Temp – 84 to 89 degrees	Classroom and water components
	Pool Access – Pool stairs or ramp	
	Water depth – 42” to 48”	
Schedule	Monthly fee	Perpetual

Program Overview: F.I.N.E. WATER EXERCISE PROGRAM FOR ADULTS

PURPOSE:

- To educate individuals regarding nutrition & exercise. Empower a person to take charge of their life through aquatic intervention.
- Is to build a bridge between the community, the health providers, and your Water Wellness Program.

Target Population: Individuals looking to maintain and/or improve their fitness levels

Program Name	Managing Chronic Pain via Water Intervention	Water Exercise for Adults Young and Old
Staff requirements	Water Exercise Coach	Total Aquatic Programming
Clients served	Adults	All ages and abilities
Pool needs	Water Temp – 84 to 89 degrees	
	Pool Access – Pool stairs or ramp	
	Water depth – 42” to 48”	
Schedule	Monthly fee	Perpetual

Program Overview:

Chronic Pain Education & Support via “water exercise intervention”

Objectives: Objective – Chronic Pain and Exercise

- Cost-effective pain management
- Self-Care management for acute flare up associated with FMS
- Or other chronic pain conditions
- Transition into an independent management program

Strategy: Using classroom and water to educate and inform how to provide self-management techniques via different water exercise modalities

Program Name	Aquatic Specialty Programs	Vertical Water Exercise
Staff requirements	Water Exercise Coach	Total Aquatic Programming
Clients served	Young Adults / Adults	All ages and abilities
Pool needs	Water Temp – 84 to 89 degrees	
	Pool Access – Pool stairs or ramp	
	Water depth – 42” to 48”	
Schedule	Monthly fee	Perpetual

Specialty Programs through the year to offer:

The Water Exercise Clubs

- The Aqua Biking Club
- The Water Walking Club
- The Aqua Back Hab Club

Bringing Water Programs together to develop the exercise and fitness culture

- Fin Fun Meets
- The Otter Walk (fundraising)
- The F.I.N.E. Angels Program
- Family Night Swims

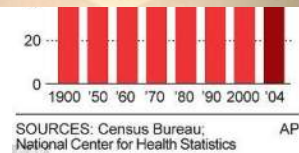
Aquatic Physical Therapy

Aquatic therapy is rehabilitation performed in warm water and involves physical activity of exercise and motion in the presence of a licensed aquatic physical therapist. Warm water may increase the dynamics of blood pressure and blood and lymph circulation as well as decreasing swelling in skin and other tissues.

Participation in an aquatic therapy program offers improvement in:

- Overall health and fitness
- Stretching capacity
- Range of motion
- Movement capabilities
- Coordination
- Physical stamina and endurance
- Swimming skills, safety, and abilities

Though many people who use aquatic therapy are enthusiasts of meditation or massage, some are looking for rehabilitating or improving a certain level of health. The Aquatic Exercise



Association certifies instructors to teach Arthritis Foundation Arthritis Programs. Many participants in these programs report reduced arthritis symptoms, including increased mobility and decreased pain and stiffness.⁵ New studies by the Aquatic Exercise Association suggest that the management of bone density can be facilitated by water exercise.⁶ When moderate exercise is recommended for obese patients, the low-gravity qualities of aquatic therapy can be very appealing to this user group. Over the past several years, water exercise programs have multiplied in health clubs, pain clinics, and hospitals. Users include:

- **Injured Athletes:** Athletic trainers and sports medicine physicians are prescribing aquatic therapy as a rehabilitative/preventive fitness program.
- **Post-Operative Patients and the Disabled:** Includes patients with physical ramifications such as spinal dysfunctions, post-operative muscle toning, injuries, and arthritis.
- **Arthritis Sufferers:** The Arthritis Foundation certifies instructors to teach arthritis exercises such as Rusty Hinges and Joint Effort.
- **Agging Baby Boomers:** Some 70 million strong, “boomers” invented the fitness movement and show no sign of abandoning it as they age, especially in warm water pools.
- **Obese Patients:** More doctors are prescribing aquatic physical therapy for overweight issues.
- **Pregnant Women:** Effects of the low resistance of water exercise is soothing to this user group.
- **Meditation Enthusiasts:** Fans of mind and body movements enjoy immersing in warm water pools to complete the tranquil state of meditation.

Key Components of Aquatic Therapy Centers

Aquatic physical therapy centers are growing in necessity for rejuvenation and social wellness for rehabilitation needs and developmental disorders. Colorful environments and interactive water is a stimulating, effective, and cathartic treatment, while specific design elements are ultimately inspired by the rehabilitative needs of patients. Key components include:

- Warm pool water capability with fast pool turnovers.
- High-quality water chemical treatment systems, including dual sanitization methods and an appropriately designed HVAC/DH system.
- Easy access from the parking lot to the locker rooms, pool deck, and into the pool.
- Ample space in locker rooms and wider pool deck for wheelchairs, walkers, dry and wet equipment, and dry-side therapy.
- In-water amenities such as perimeter railings, aerobic steppers, treadmills, underwater benches, and ramps.
- Flexible pool depths for multiple programmatic needs.
- Aesthetically pleasing and light-filled private spaces.

Huron-Clinton Metropolitan Authority Facility Review

Lake St. Clair Metropark Pool



Lake St. Clair Metropark Pool is a large pool billed as “Olympic Sized”. The pool features a shallow area ranging from 4ft. – 6ft. in depth and a diving area that is 12 ft in depth. The pool is currently utilized by the public for recreational open swimming and by many camps during the summer months for recreational swimming.

The shallow area features two waterslides that empty into the pool and large general swimming areas. The diving area features two climbing walls and a floatable play structure. The label as “Olympic Sized” is warranted as the pool is about 50 meters in width however, lane lines are no longer painted on the pool floor as the pool is not utilized for lap swimming.

Pool General Information

Swimming Pool Opening	1964 <i>estimated</i> (Boaters, 2020)
Surface Area (Square Feet)	16,838 ft ² <i>estimated</i>
Perimeter (Linear Feet)	547 ft <i>estimated</i>
Lanes	None
Water Depth (Feet)	3 ft in shallow area, 12 feet in diving well
Pool Volume (Gallons)	755,689 gallons <i>estimated</i>
Flow Rate (Gallons per minute)	2,099 gpm
Turnover Rate (Hours)	6 hours
Average Annual Attendance	50,000 – 60,000



Observations

The Lake St. Clair Metropark Pool is approaching 60 years of age and shows signs of physical and functional obsolescence. The pool appears to have significant structural issues, and several significant cracks can be seen in the pool shell. From a functional standpoint, the pool caters to the recreational user group, but does not provide the varying amenities and depths that the recreational user group requires. The pool does have the ability to hold other programs, however, the current depths make it difficult to hold anything other than adult programming. The pool depths are not uniform or marked appropriately, indicating that the pool shell has likely shifted over the years.

Physical Observations

The Lake St. Clair Metropark pool is at least 58 years old and has likely reached the end of its useful life. The pool has significant structural concerns with significant cracking that can be seen in the pool shell, which can indicate damage to the pool shell. According to staff, there may be some water loss issues, but they are not sure where or how much is being lost. Additional investigation is needed to determine the status of the pool shell itself.

The pool has five drains in the diving area and three more in the shallow recreational area. All drains appeared to have Virginia Graeme Baker Act (VGB Act) approved drain covers, however, the drains in the dive area did not appear to be flush against the bottom of the pool floor. This is a serious concern and was brought to the attention of the Metroparks soon after the visit to be corrected.

In addition to the larger items above, the following observations were also made:

1. The facility does not utilize UV disinfection for secondary disinfection.
2. The entire pool surface has significant cracking.
3. One movable ADA lift was observed on site. Since the pool is over 300 linear feet, a secondary means of entry is required.
4. Several depth markers were observed to be damaged.
5. Several of the lifeguard chair seats were significantly corroded.
6. Several pipe hangers in the mechanical room are corroded
7. It was unclear to staff when the last time the waterslides were waxed or refinished.
Additionally, the waterslides did not have matching signs at the top and bottom of the

waterslide queue area or a physical barrier restricting entry to the slide when it is closed.

8. The facility is currently utilizing swimming lanes as safety ropes and demarcation lines around the pool.



Pool cracking



Pool drain not flush to pool surface



Damaged depth marker



Corroded lifeguard chair seat



Corroded pipe hanger



Slide entrance and caution cone



Swimming lane line used as safety line



Swimming lane line used as demarcation lines

Functional Observations

The Lake St. Clair Metropark Pool is currently utilized as a recreational pool for daily pass swimming and by many camps in the area. The pool has several amenities to cater to the recreation user group: two slides, two climbing walls and a floatable play structure. The facility does not currently offer lap swim times, nor is it marked for lap swimming. The facility does provide varying depths that may be utilized by children of different ages; however, it lacks the shallow water that is most comfortable to children 7 years and younger.

Recreation

The Lake St. Clair Metropark Pool has the following recreational amenities:

- Two water slides (48" requirement)
- Two climbing walls
- Floating play structure
- Open water

While these amenities are recreational in nature, they mainly cater to children 6 – 7 years of age and older. By this age, the average height is 42 – 49 inches (Cincinnati Children's, 2019) which would allow them to stand in the pool at the shallower end with their heads out of the water. They are also able to utilize the water slides at about this age.

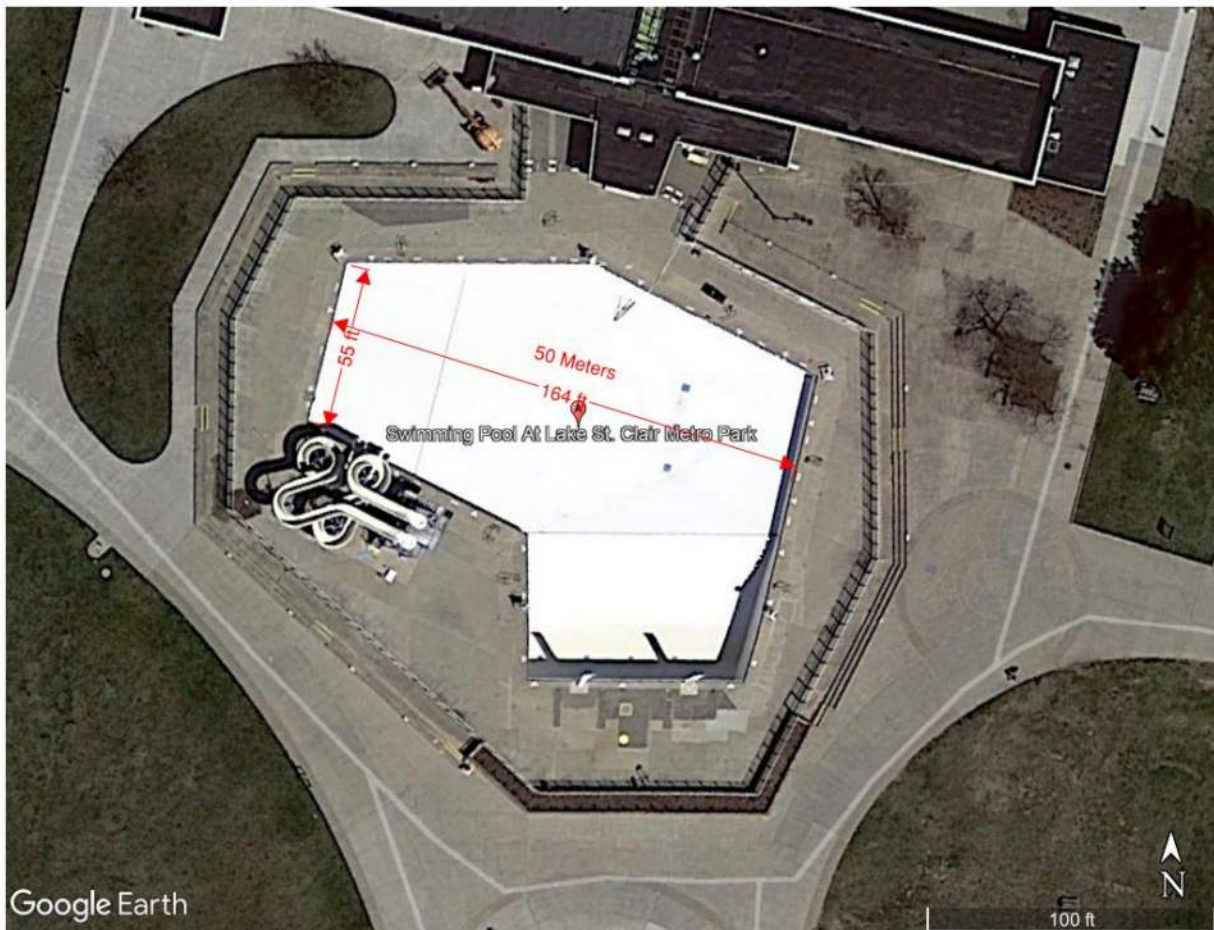
While children 6 – 7 years and older may be able to utilize most or all of the recreational amenities, the climbing walls and play structure are both in 12 feet of depth. This depth can be intimidating to patrons of all ages, especially for weak swimmers.

Competition

The Lake St. Clair Metropark Pool is not currently utilized, not set up for competition swimming. The pool does measure about 50 meters in width. This width is a coveted course length for summer competition swimming as most USA Swimming summer competitions are held in the 50-meter length. Adults, including USA Masters swimmers, also enjoy swimming 50-meter lengths in the summer months.

While the pool does appear to meet length requirements for 50-meter swimming, the pool lacks lane markers and targets at the end of each lane. It appears that some lane attachment

equipment is still available at the pool. If desired, the width of the pool may accommodate anywhere between 5 – 8 lap lanes depending on the desired lane width.



Instruction

The Lake St. Clair Metropark Pool does not currently provide swim lessons. The pool does have a large open space that would be able to accommodate effective swim lessons, however, its depths may cause difficulty, especially for younger age groups. To accommodate younger children, teaching platforms would need to be used to allow children to stand at a more comfortable depth while waiting for instructions from their swim instructor.

The pool does have appropriate depths for some lifeguard courses and other aquatic sports and activities.

- The American Red Cross Lifeguarding course would likely not be able to be taught in its entirety at this facility as the course requires 7 – 10 feet of depth for some skills. The pool does slope from 6 – 12 feet of depth, but the slope may not provide adequate space for the lifeguarding skills. Other shallow water lifeguarding courses would be able to be taught in their entirety at this facility.
- Scuba classes could be held at the pool. The shallow water is suitable for beginners to get accustomed to the water and equipment in a relatively safe environment, while the

deep water area is appropriate for more experienced divers to practice diving at a deeper depth.

- American Red Cross Water Safety Instructor courses could be held at the facility as the pool does have the appropriate depths needed for the course.
- Water polo or variations of the sport (inner tube polo) could be offered at this facility. Competitions would not be able to be held as the pool does not meet USA Waterpolo depth requirements.
- Other community activities like kayak/canoe training courses, Boy Scouts of America swimming-related badges, and Safety Training for Swim Coaches may be held at the facility depending on the depth requirements for each activity. In most cases, the facility has shallow and deep water to accommodate most activities.

Wellness and Therapy

The Lake St. Clair Metropark Pool does not currently hold fitness or wellness courses, however, it does have the appropriate depths and pool space. The pool depths would accommodate most fitness and wellness courses as most require a minimum depth of 3 feet 6 inches or more, and there is more than enough open pool space for several classes to be held at the same time.

While the pool does meet depth requirements for wellness and therapy courses, there are several attributes of the facility that would make access difficult for some users. Currently, the pool has one ADA pool lift and several ladders to access the pool. While this is acceptable according to pool codes, many users find ladders difficult to use because of the strength required to pull oneself up out of the water. Additionally, many users dislike using pool lifts and would rather enter the water on their own via stairs or a ramp entry.

Lastly, for many wellness and therapy classes, water temperatures are a concern. Fitness classes may be held in pools between 82° F – 87° F, however many wellness classes require water temperatures of 86° and above, and water temperatures below 86° F - 88° F may be too uncomfortable for some users.

Recommendations


The following recommendations were made to address the physical and functional obsolescence observed at the St. Clair Metropark Pool.

Physical Recommendations

Due to the age of the facility and the potential for catastrophic failure of the pool shell due to the age of the facility, Counsilman-Hunsaker does not recommend pursuing major renovations of the facility. However, if renovations and repairs are desired to keep the facility operating for the next 10 – 15 years, the following are recommended:

- Install UV disinfection – UV systems have become an industry standard for all aquatic facilities that may be considered at an increased risk and require Secondary Disinfection Systems. According to the Model Aquatic Health Code, increased risk facilities are those designed primarily for children under 5 years old or therapy pools. Additionally, pools with interactive water features that spray water are required to have Secondary Disinfection Systems. While the state of Michigan does not require Secondary Disinfection Systems, it is recommended to help make disinfection more effective and improve water quality.

- Slide restoration/Maintenance – this is recommended as an annual item to fix and repair chips or cracks in the slide surface and to rewax or resurface the slide according to manufacturer recommendations.
- Pool Resurface – it is recommended that the pool be resurfaced to fix the major cracks and chips in the pool surface. Prior to the pool being resurfaced, the pool shell may need to be analyzed if water loss is a concern.
- Main Drain Replacement and Pool Shallowing – to ensure the main drains meet VGB Act standards it is recommended that the sumps and covers be replaced. During this replacement, the deep water area may also be shallowed. This would help to re-design and slope the pool floor to allow for VGB Act compliant sumps and covers and could help to create a slightly more comfortable environment for weaker swimmers.
- New Pool Lift – and additional lift or secondary access point is required for ADA access.
- New Tile Markers – replacement depth marker tiles
- Lifeguard chair seat replacements
- Pipe hanger replacements – to replace corroded pipe hangers in the pool mechanical room.
- Waterslide flow meters – it is recommended that waterslides have appropriate flow meters measuring the water flow to the slide flume. This helps to ensure the slide is operating as designed.
- Slide entrance chain and signs – it is recommended that a safety barrier (chain or gate) be installed at the entrance to the slide to indicate the slide is closed when it is not in use.
- Safety line – it is recommended that the lane lines currently used to demark the deep water section and the slide catch pool areas are replaced with safety rope and buoys.

 Counsilman - Hunsaker AQUATICS FOR LIFE	
Huron-Clinton Metropolitan Authority *PRELIMINARY Opinion of Probable Construction Cost	
9/10/2021	
ITEM	COST
Lake St. Clair	
UV Disinfection System	\$119,762
Slide Refinish/Maintenance	\$40,000
Pool Resurface	\$780,000
Main Drain Replacement and Pool Shallowing	\$180,000
New Pool Lift	\$22,500
New Tile Markers	\$170 per tile
Lifeguard Chair Seat Replacements	\$350
Pipe Hanger Replacement	\$75 per hanger
Slide Flow Meters	\$3,000
Slide entrance chain and sign	\$100
100' Safety Line	\$600
<i>Pool Subtotal</i>	\$1,146,557

The Consultant has no control over the cost of labor, materials, equipment, or over the Contractor's methods of determining prices or over competitive bidding or market conditions. Opinions of probable cost are representative only of the Consultant's judgment as a design professional familiar with the construction industry. The Consultant cannot and does not guarantee that proposals, bids, or actual construction costs will not vary from its opinion of probable costs.

Functional Recommendations

Due to the age of the facility, Counsilman-Hunsaker does not recommend major renovations to address the functional aspects of the facility. At best, any major renovations would give the facility another 10 – 15 years of operation, at which time the facility would need to be replaced.

Immediate Improvement Recommendations

In order to immediately meet the needs of aquatic user groups, the following recommendations could be considered:


- Competition lane lines – Competition lane lines could be added to accommodate lap swimming. Swim competitions would not be recommended at the facility due to the lack of adequate deck space around the pool and sufficient depths for diving starts.


If the competition user group is to be accommodated, it is recommended that the Metroparks secure multiple swim groups willing to rent and utilize the lanes prior to any renovations.

Cost - \$86,000 - \$144,000 – includes lanes lines, 2 - 3 storage reels, backstroke flags and stanchions and lane markings. Does not include shipping or installation.


- ADA stairs – ADA compliant stair systems may be installed for a relatively minimal cost and can be removed if needed or desired by the facility.

Cost - \$8,000 – Does not include shipping or installation.

 Councilman - Hunsaker AQUATICS FOR LIFE	
Huron-Clinton Metropolitan Authority *PRELIMINARY Opinion of Probable Construction Cost	
9/10/2021	
<u>ITEM</u>	<u>COST</u>
Lake St. Clair	
Competition Lanes (5 lanes)	\$86,000
ADA Accessible Stairs	\$8,000
<i>Pool Subtotal</i>	\$94,000

 Councilman - Hunsaker AQUATICS FOR LIFE	
Huron-Clinton Metropolitan Authority *PRELIMINARY Opinion of Probable Construction Cost	
9/10/2021	
<u>ITEM</u>	<u>COST</u>
Lake St. Clair	
Competition Lanes (8 lanes)	\$136,000
ADA Accessible Stairs	\$8,000
<i>Pool Subtotal</i>	\$144,000

Lake Erie Metropark Great Wave Pool



The Lake Erie Metropark Great Wave Pool is a large wave pool designed and opened in 1982. When constructed, the wave pool was one of the first in Michigan. In the 1980's the pool regularly saw approximately 90,000 visitors annually. In recent years the attendance has dropped to 30,000 – 35,000 visitors annually. The pool features a large zero beach entry area along with a small spray ground section. At the deepest, the pool measures 8 ft. 3 in. in depth. The pool has historically been utilized for recreational swimming and has not offered any additional recreational programming.

The pool is currently in need of major renovations or replacement. The facility was unable to operate in the 2021 and 2022 seasons due to large areas of plaster that had cracked and separated from the pool shell. In the time since the visits were made by Councilman-Hunsaker in 2021, Councilman-Hunsaker was also tasked with an extensive physical audit of the facility to determine what equipment is still in working order and may be salvaged during a major renovation or remodel. A copy of the full report can be found in [Appendix B](#).

Pool General Information

	Wave Pool	Sprayground
Swimming Pool Opening	1982	2017
Surface Area (Square Feet)	17,100 ft ²	2,924 ft ²
Perimeter (Linear Feet)	560 ft	231 ft.
Lanes	None	
Water Depth (Feet)	0 to 8 ft 3 in	0 ft
Pool Volume (Gallons)	453,000 gal	
Flow Rate (Gallons per minute)	1,888 gpm	120 gpm
Turnover Rate (Hours)	4 hours 16 min	
Average Annual Attendance	30,000 – 35,000	



Observations

The Lake Erie Metropark Great Wave Pool is 40 years old and is likely at the end of its useful life. The pool structure is no longer holding together as intended and requires major renovations to be repaired. Functionally, the pool meets the intended need as designed and is still operating as a wave pool. This function, however, only meets the needs of the recreational user group. Additionally, because of the singular function of the pool, patrons who are not comfortable with the wave action of the pool do not have other amenities to enjoy at the facility. The spray features added in 2017 provide some additional recreational value for children 7 years and younger, but the two amenities are the only available uses for the facility.

Physical Observations

The Lake Erie Metropark Great Wave Pool is likely at the end of its useful life due to the major renovations needed to continue operation. At the time of the original visit in June of 2021 there were some cracks and chipping of the pool surface, but there was water in the facility, and it appeared that facility staff had repaired the damage. It is evident by the different colors of the pool plaster that several repairs to the pool surface were made over the years. Shortly after the visit, staff found more damage and were unable to operate the pool for the 2021 season.

The following additional observations were made:

1. The facility does not utilize UV disinfection for secondary disinfection.
2. The wave generation equipment is approximately 20 years old.
3. According to staff, the surge tank float valves were not working properly, and the water level in the pool was not regulated as intended.



Visible repairs to the pool surface



Minor cracking and pitting of the pool surface



Pool spray features



Wave generation equipment



Wave pool surge pit

Functional Observations

The Lake Erie Metropark Great Wave Pool is currently utilized as a recreational pool for daily pass swimming. The pool waves are approximately 3-feet in height, and the facility rents inner tubes to enjoy in the pool on a first come-first served basis. In addition to the wave pool, the facility also has a 2,900 ft² spray ground and a large, carpeted lounge area with several large shade structures. The pool provides varying depths from 0 – 8 feet and has a beach entry area as well as a ramp with railings to aid in accessing the pool.

Recreation

The Lake Erie Metropark Great Wave Pool has the following recreational amenities:

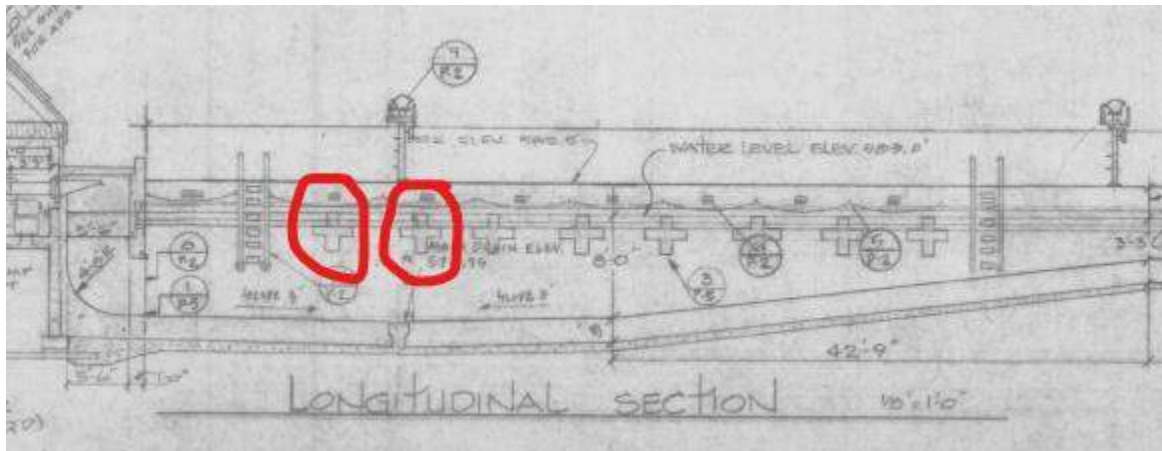
- Beach entry
- Wave action
- Inner tubes (provided by the facility)
- Open water
- Spray features
- Carpeted lounge area

The recreational amenities provided by the facility cater to all age groups, however, the recreational value of the facility is limited. The varying depths provide ease of access and comfortable water depths for all ages and swimmers, but the wave action may be too intense for some patrons to enjoy.

The addition of the spray features provides for more recreational value for younger children and allows for a less intense area where they can play and interact with the water. The large, carpeted lounge area provides a recreation amenity that is often sought after by the 23 and older age groups.

Competition

The Lake Erie Metropark Great Wave Pool does not currently serve the competition user group. However, it appears that the pool was originally intended to double as a lap swimming space in the 25-meter dimension. The original plans indicate targets for 8 lap lanes, 7 feet wide each. If desired, the wave pool could accommodate lap swimming in the future.



If the competition user group would like to be included in future renovations or new pool designs, the Metroparks should engage area competition groups during any future feasibility processes.

Instruction

The Lake Erie Metropark Great Wave Pool does not currently provide swim lessons. The pool does have a large open space that would be able to accommodate effective swim lessons, however, the pool's 1:9 slope may make it difficult to hold classes.

The pool does have appropriate depth for some lifeguard courses and other aquatic sports and activities.

- The American Red Cross Lifeguarding course can be taught at this facility. Instructors would need to be aware that the pool is 25 meters wide, not 25 yards.
- American Red Cross Junior Lifeguarding
- Scuba classes could be held at the pool. The shallow water is suitable for beginners to get accustomed to the water and equipment in a relatively safe environment, while the deep water area is appropriate for more experienced divers and to practice diving at a deeper depth.

Wellness and Therapy

The Lake Erie Metropark Great Wave Pool does not currently hold fitness or wellness courses, but it does have a large open area that could accommodate several fitness class students. While the pool does have a large beach entry and ramp. Neither are ADA accessible, which could make entry difficult for some patrons. Additionally, the pool slopes rapidly from 3'3" to 8'0". This also may make it difficult to hold classes where students need to stand. Alternately there is a large area where deep water fitness classes could be held. Students would either need flotation belts, life jackets, or be able to tread water for an extended amount of time.

The pool could also accommodate patrons that desire to swim laps for fitness and wellness, but not necessarily for competition. The pool does measure 25 meters wide and with proper lane markings the pool could provide general fitness lanes when not operated as a wave pool.

Recommendations


The following recommendations were made to address the physical and functional observations at the Lake Erie Metropark Great Wave Pool.

Physical Recommendations

Due to the age of the facility and the extent of the existing pool shell and surface renovations needed, an in depth feasibility study would be needed to determine whether the Metroparks should attempt to repair and renovate the existing facility or replace it. If renovations and repairs are desired to keep the facility operating for the next 10 – 15 years, the following are recommended in addition to recommendations outlined in [Appendix B](#).

- Install UV disinfection – UV systems have become an industry standard for all aquatic facilities that may be considered at an increased risk and require Secondary Disinfection Systems. According to the Model Aquatic Health Code, increased risk facilities are those designed primarily for children under 5 years old or therapy pools. Additionally, pools with interactive water features that spray water are required to have Secondary Disinfection Systems. While the state of Michigan does not require Secondary Disinfection Systems, it is recommended to help make disinfection more effective and improve water quality.
- Replace wave generation equipment – The current wave generation equipment is the second generation of equipment at the facility and is approximately 20 years old. While it is still in working condition, it is about at the end of its useful life and should be placed on a replacement schedule.

- Replace surge tank float valves – According to staff the water levels in the pool do not always remain constant, and they suspect that the surge tank float valves are no longer functioning as intended.

 Counsilman - Hunsaker AQUATICS FOR LIFE	
Huron-Clinton Metropolitan Authority *PRELIMINARY Opinion of Probable Construction Cost	
9/10/2021	
<u>ITEM</u>	<u>COST</u>
Lake Erie Park Pool	
UV Disinfection System	\$102,286
Wave Generation Equipment	\$350,000
Surge Tank Float Valves	\$10,063
<i>Pool Subtotal</i>	\$462,348

The Consultant has no control over the cost of labor, materials, equipment, or over the Contractor's methods of determining prices or over competitive bidding or market conditions. Opinions of probable cost are representative only of the Consultant's judgment as a design professional familiar with the construction industry. The Consultant cannot and does not guarantee that proposals, bids, or actual construction costs will not vary from its opinion of probable costs.

Functional Recommendations


Due to the age of the facility and the extent of the existing pool shell and surface renovations needed, an in-depth feasibility study would be needed to determine whether the Metroparks should attempt to repair and renovate the existing facility or replace it.

Immediate Improvement Recommendations

In order to immediately meet the needs of aquatic user groups, the following recommendations could be considered:

- Competition lane lines – Competition lane lines could be added to accommodate lap swimming for competitive and recreational use.

Cost - \$72,000 includes lanes lines, 2 - 3 storage reels, backstroke flags and stanchions and lane markings. Does not include shipping or installation.

 Counsilman - Hunsaker AQUATICS FOR LIFE	
Huron-Clinton Metropolitan Authority *PRELIMINARY Opinion of Probable Construction Cost	
9/10/2021	
<u>ITEM</u>	<u>COST</u>
Lake Erie Park Pool	
Competition Lanes (8 lanes)	\$72,000.00
<i>Pool Subtotal</i>	\$72,000

Willow Metropark Pool



Pool General Information

The Willow Metropark Pool is considered a shallow water “Family Aquatic Center”. The pool features several amenities for various ages and interests. The pool features a beach entry area that brings the depth from 0 to 4 feet in depth as well as a family slide, basketball goals, water volleyball setup, spray features, fitness lanes, bench seating and shade amenities. The pool is currently utilized by the public for recreational open swimming and by many camps during the summer months for recreational swimming.

Swimming Pool Opening	2010
Surface Area (Square Feet)	5,637 ft ²
Lanes	3
Water Depth (Feet)	0 – 4 ft
Pool Volume (Gallons)	104,552
Flow Rate (Gallons per minute)	901 gpm
Turnover Rate (Hours)	1 hr. (zero depth and plunge), 4 hrs. (lap lanes and rest)
Surface Area (Square Feet)	5,637 ft ²
Average Annual Attendance	20,000 – 25,000




Observations

The Willow Metropark Pool is approximately 12 years old and is still in very good condition. The pool did not appear to have any major structural or mechanical repairs needed. Functionally, the pool appears to be able to meet the recreational, instructional and wellness and therapy user groups. The shallow water allows for a comfortable environment for all age groups and minimizes the risks associated with deep water activities. While there are not the high action and intense waterslides that typically attract the 12 – 22 year age groups, the congregation spaces and sport spaces provide amenities that the age group does enjoy.

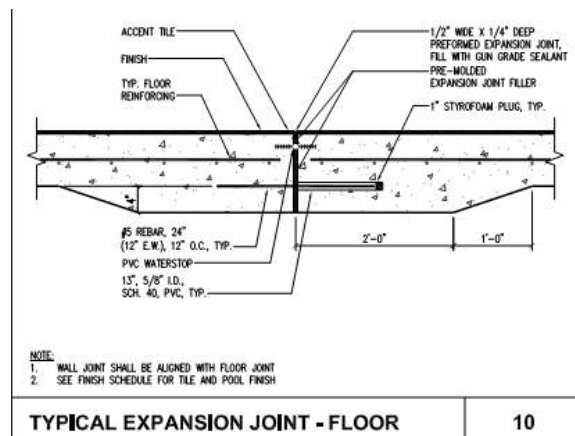
Physical Observations

The Willow Metropark Pool is just over a decade old and appears to be maintained very well. No significant mechanical or physical concerns were noticed at the time of the visit. The following observations were made and are included in the recommendations for Willow Metropark Pool:

1. The facility does not utilize UV disinfection for secondary disinfection.
2. Some material in the expansion joint that runs the width of the pool between the lap area and the beach entry appears to be corroding and is staining the tile.



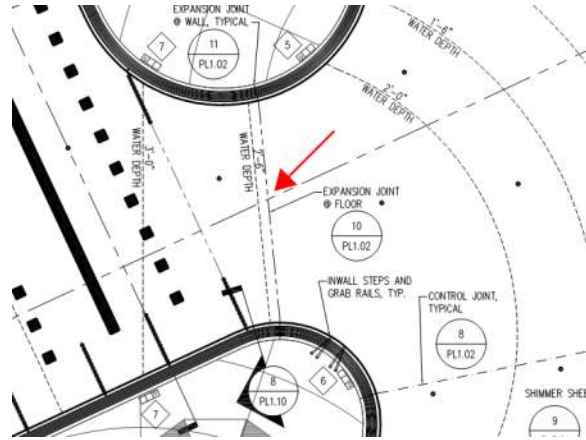
Expansion joint staining



Expansion joint detail



Expansion joint in pool area



Expansion joint on pool plan

Functional Observations

The Willow Metropark Pool is currently utilized as a recreation pool for daily pass swimming and by camps throughout the summer. The pool has many amenities that cater to the recreational user group but also has amenities and depths that are beneficial and sought out by the wellness and therapy, and instructional user groups.

Recreation

The Willow Metropark Pool has the following recreational amenities:

- Beach entry
- Family waterslide
- Spray features
- Fitness/lap lanes
- Bench seating
- Two Basketball goals
- Stanchions for volleyball
- Five large shade structures

The amenities provided at the pool cater to all age groups in the recreation user group and meet the definition of a multigenerational “Family Aquatic Center”. Families with small children are drawn to the beach entry, family waterslide, spray features, bench seating and shade structures. Teens and tweens have congregation areas like the open fitness lane area and shade structures and sports features like the basketball goals and volleyball court. Older adults can swim in the fitness/lap lanes, socialize in the bench seating area or under shade structures and enjoy easy access into the water via stairs or the zero-depth beach entry.

Competition

The Willow Metropark Pool does not currently accommodate competition swimming. While the lap/fitness lanes are 25 yards in length, the availability of 3 lanes in 4 feet of depth does not typically interest the competition user group.

Instruction

The Willow Metropark Pool does not currently provide swim lessons; however, the pool is perfect for a robust swim lesson program. The pool’s varying depths and play features make it

ideal for younger age groups, and the bench seating area is perfect for staging participants in a comfortable depth as they wait for instructions from the swim instructor. In addition, the lane lines and 25-yard dimensions provide a great environment for higher-level swim classes and stroke training.

The Willow Metropark Pool is appropriate for the following instructional activities:

- American Red Cross Swim Lessons
- American Red Cross Shallow Water Lifeguarding Courses

Wellness and Therapy

The Willow Metropark Pool does not currently hold fitness or wellness courses but does have the facilities to accommodate most non-deep water fitness courses. The pool meets ADA accessibility guidelines and has an easy beach entry that students can also use. The fitness/lap lane area is a great area to hold classes and the instructor can facilitate from the sizeable deck space.

While the pool could likely not interest the competition user group, it would accommodate patrons that desire to swim laps for fitness and general wellness. The lanes are already designed with lap lane connections, wall targets, and floor lane lines.

Recommendations

The following recommendations were made to address the physical observations at the Willow Metropark Pool. Functionally, the pool is operating very well and as designed. At this time, there are no functional recommendations for the facility.

Physical Recommendations

The Willow Metropark Pool is still a fairly new facility and is maintained very well. To continue to provide a healthy swimming environment and to ensure that existing concerns are evaluated, the following are recommended:

- Install UV disinfection – UV systems have become an industry standard for all aquatic facilities that may be considered at an increased risk and require Secondary Disinfection Systems. According to the Model Aquatic Health Code, increased risk facilities are those designed primarily for children under 5 years old or therapy pools. Additionally, pools with interactive water features that spray water are required to have Secondary Disinfection Systems. While the state of Michigan does not require Secondary Disinfection Systems, it is recommended to help make disinfection more effective and improve water quality.
- Engage a structural engineer to assess any damage caused by deterioration at the expansion joint and repair and reseal the expansion joint.

Summary

Overall, the facilities within the Metroparks charge are maintained very well. Lake Erie Metropark Great Wave Pool and Lake St. Clair Metropark pool are both decades-old facilities showing their age. However, both facilities appear to have been well maintained to continue to operate in some cases with the original equipment. The Willow Metropark Pool is only about 12 years old and is maintained very well.

The following chart describes the general features available at each aquatic facility.



Amenity is available at the facility


Amenity is available to varying degrees

Amenity was originally designed and may be available again with renovations

Features	Lap Lanes	Shallow Water	Diving Area	Bench Seating	Zero Depth	Slide	Play Features	Spray Features
Lake St. Clair Metropark Pool	?	✓	✓			✓	✓	
Lake Erie Metropark Great Wave Pool	?	✓			✓			✓
Willow Metropark Pool	✓	✓		✓	✓	✓	✓	✓


The following recommendations were proposed for the three aquatic facilities in both a physical and functional capacity.

Physical Recommendations


	
Project Name	
*PRELIMINARY Opinion of Probable Construction Cost	
9/10/2021	
ITEM	COST
Lake Erie Park Pool	
UV Disinfection System	\$102,286
Wave Generation Equipment	\$350,000
Surge Tank Float Valves	\$10,063
<i>Pool Subtotal</i>	\$462,348
Lake St. Clair	
UV Disinfection System	\$119,762
Slide Refinish/Maintenance	\$40,000
Pool Resurface	\$780,000
Main Drain Replacement and Pool Shallowing	\$180,000
New Pool Lift	\$22,500
New Tile Markers	\$170
Lifeguard Chair Seat Replacements	\$350
Pipe Hanger Replacement	\$75
Slide Flow Meters	\$3,000
Slide entrance chain and sign	\$100
100' Safety Line	\$600
<i>Pool Subtotal</i>	\$1,146,557
Willow Metropark Pool	
UV Disinfection System	\$102,286
Expansion Joint Repair	
Structural Engineer Assessment	\$6,000
Repair and reseal	\$600
<i>Pool Subtotal</i>	\$108,885.90
TOTAL AQUATICS COST ESTIMATE (Inflation & general contractor mark-up not included)	
	\$1,717,790.92
Contingency	20%
	\$2,061,349.10
TOTAL AQUATICS COST ESTIMATE	\$2,062,000.00

The Consultant has no control over the cost of labor, materials, equipment, or over the Contractor's methods of determining prices or over competitive bidding or market conditions. Opinions of probable cost are representative only of the Consultant's judgment as a design professional familiar with the construction industry. The Consultant cannot and does not guarantee that proposals, bids, or actual construction costs will not vary from its opinion of probable costs.

Functional Recommendations

 Councilman - Hunsaker AQUATICS FOR LIFE	
Huron-Clinton Metropolitan Authority	
*PRELIMINARY Opinion of Probable Construction Cost	
9/10/2021	
<u>ITEM</u>	<u>COST</u>
Lake Erie Park Pool	
Competition Lanes (8 lanes)	\$72,000.00
<i>Pool Subtotal</i>	\$72,000
Lake St. Clair	
Competition Lanes (5 lanes)	\$86,000
ADA Accessible Stairs	\$8,000
<i>Pool Subtotal</i>	\$94,000
TOTAL AQUATICS COST ESTIMATE (Inflation & general contractor mark-up not included)	
	\$166,000.00
Contingency	20%
	\$199,200.00
TOTAL AQUATICS COST ESTIMATE	\$200,000.00

The Consultant has no control over the cost of labor, materials, equipment, or over the Contractor's methods of determining prices or over competitive bidding or market conditions. Opinions of probable cost are representative only of the Consultant's judgment as a design professional familiar with the construction industry. The Consultant cannot and does not guarantee that proposals, bids, or actual construction costs will not vary from its opinion of probable costs.

 Councilman - Hunsaker AQUATICS FOR LIFE	
Huron-Clinton Metropolitan Authority	
*PRELIMINARY Opinion of Probable Construction Cost	
9/10/2021	
<u>ITEM</u>	<u>COST</u>
Lake Erie Park Pool	
Competition Lanes (8 lanes)	\$72,000.00
<i>Pool Subtotal</i>	\$72,000
Lake St. Clair	
Competition Lanes (8 lanes)	\$136,000
ADA Accessible Stairs	\$8,000
<i>Pool Subtotal</i>	\$144,000
TOTAL AQUATICS COST ESTIMATE (Inflation & general contractor mark-up not included)	
	\$216,000.00
Contingency	20%
	\$259,200.00
TOTAL AQUATICS COST ESTIMATE	\$260,000.00

The Consultant has no control over the cost of labor, materials, equipment, or over the Contractor's methods of determining prices or over competitive bidding or market conditions. Opinions of probable cost are representative only of the Consultant's judgment as a design professional familiar with the construction industry. The Consultant cannot and does not guarantee that proposals, bids, or actual construction costs will not vary from its opinion of probable costs.

Future Renovation Considerations

When repairing, renovating, or replacing any Metropark aquatic facility, it is recommended that an extensive feasibility process be performed prior to engaging in design of a facility. The feasibility process should perform the following tasks:

- **Needs analysis** — a workshop protocol with community representatives to develop a list of priorities for the facility's uses and objectives
- **Analysis of existing providers** — research and analysis to determine the existing level of service at area facilities and the perceived need for the proposed facility
- **Market analysis** — an analysis of age groups, population density, incomes, and user groups to project attendance, fee schedules and appropriate programming
- **Facility concepts** — conceptual drawings and descriptions indicating a solution to accommodate the desired programming elements
- **Construction cost estimates** — itemized, site-specific cost projections for the "bricks and mortar" of structures and mechanical support equipment
- **Project cost estimates** — total costs including construction, site development and contingencies
- **Revenue and expense projections** — calculations based on the gathered data and analytical research; opinions of financial performance (e.g., positive, or negative cash flow)
- **Sources of funding** — a discussion of possible options to fund the facility
- **Design program analysis** — based on the conceptual designs, a more detailed assessment of the construction materials, techniques and specific equipment recommended for the proposed facility.

Aquatic Feasibility Study Approach



Needs Assessment

- Evaluate area providers
- Research area demographics
- Identify user groups
- Identify potential community partners
- Site analysis



Facility Program & Space Requirements

- Develop schematic design options for programming
- Develop project cost estimates
- Confirm potential partnerships



Operations & Business Plan

- Opinion of revenue
- Opinion of operating expenses
- Determine cash flow

Infrastructure Priority Recommendations

Lake Erie Metropark Great Wave Pool and Lake St. Clair Metropark Pool are both passed their useful life and should be planned on being replaced within the next 10 – 15 years at the latest. Lake Erie Metropark Great Wave Pool has seen significant structural issues over the past few years and has not operated over the past few seasons. For these reasons, the Lake Erie Metroparks Great Wave Pool may need to be replaced more immediately.

When considering replacements for the Great Wave Pool or the Lake St. Clair Metropark Pool, the following design program considerations should be made based on the findings in the “State of Swimming” Report and the Metroparks Swim Program's overall goals to improve swimming ability and water competence within the Southeast Michigan Region. Additionally, specific infrastructure recommendations were desired with the ability to support accessible and inclusive swim programming. The following recommendations are categorized into High and Low Priority recommendations.

High Priority – meet the goals and objectives of improving swimming ability and water competence within the Southeast Michigan Region, and they meet the needs and desires identified by the community in the Public Swimming Survey.

Low Priority – Additional features that may add value to the aquatic center, but do not necessarily meet specific needs outlined in the swim program or survey results.

High Priority Recommendations

The following recommendations are considered High Priority as they meet the goals and objectives of improving swimming ability and water competence within the Southeast Michigan Region, and they meet the needs and desires identified by the community in the Public Swimming Survey.

1. Indoor Aquatic Facility – Having an indoor aquatic facility that is owned and operated by the Metroparks would meet many of the goals of the Swimming Program and would provide a year-round “base” to conduct trainings and ready staff for the summer season. An indoor year-round aquatic facility meets the following needs:
 - a. Provides a facility that most people tend to frequent. In the survey, 67% of respondents swim at recreation centers or health clubs. Only lakes and ponds ranked higher at 70%.
 - b. Meets 5 of the top 6 items that would [increase respondent's participation](#) in swimming. More indoor swimming pools was 4th at 10%.
 - c. Meets goal #1 in the [Staffing](#) category for the Swim Program. Action item #2 is to find year-round facilities to partner with to offer training with the goal of the Metroparks becoming a training hub for the SE Michigan area. A year-round facility would allow the Metroparks to regularly hold training programs that would increase the ability of the Metroparks to staff their facilities and also provide trained staff for other aquatic facilities in the region. Additionally, a year-round facility could meet Action Item #5 by working with the American Red Cross to host IT academy trainings to provide more instructors and instructor trainers to the region.
 - d. Would provide a year-round location to offer low or no-cost swim lessons – working toward the goals of increasing water competency and swimming ability in the SE Michigan youth.

2. Recreation pool with various depths and amenities – Whether indoor or outdoor, a recreation-based pool with various depths and amenities would provide opportunities to meet virtually all goals of the Swim Program. Survey respondents who stated that they are afraid of the water or have a fear of drowning state that swimming is a pleasant way to cool down on a hot day and spend time with family and friends. Recreation pools with comfortable amenities and access points can help to make swimming more accessible to those that are currently afraid of the water or afraid of drowning. The recreation pool should include the following amenities:
 - a. Zero-depth or beach entry – this amenity provides easy access to the pool and provides a depth profile that usually ranges from 0 – 3.5 feet before getting into deeper areas of the pool. This profile makes it ideal for all community members, including non-swimmers who are still interested in the water and aquatic programs, to access the pool comfortably and safely.
 - b. Lap/Fitness Lanes – this space is generally between 3.5 – 4.5 feet deep to accommodate fitness programs, wellness programs, swim lessons and can serve as additional lane space for lap swimming or during competitions.
 - c. Ramp/Stair Access – These ingress and egress amenities make access to the pool easier for all users. Ramp entries, when designed properly, will meet ADA requirements as an accessible means of entry and exit.
3. Competition Pool/Training Lane Space – Lap Swimming tied for #2 in the “very interested” category for swimming programs in the 5-county area. Competition pools not only provide lane space for lap swimming and competitive swimming, but also provide open space for other deep water programs like kayak lessons, adult swim team swimming, lifeguard and water safety training and deep-water exercise classes.

The size required for a competition pool depends on the community supporting the pool and the programs that will be held at the pool. Community size, participating swim team size(s), and number of swimmers expected during prime-time swimming are all factors that go into sizing a facility. Unfortunately, this is too specific to be identified in this report but is part of the feasibility study process and would be identified prior to starting the design of the facility. The graphic below outlines how competition pools are generally sized due according to demographics.



Low Priority Recommendations

The following recommendations are considered Low Priority as they may add value to the aquatic center. However, they do not necessarily meet the goals and objectives of improving swimming ability and water competence within the Southeast Michigan Region or the needs and desires identified by the community in the Public Swimming Survey.

1. Single purpose pools, or pools with minimal programming potential – Pools or aquatic features that have a single purpose and provide limited programming potential do not meet the needs of the swimming program goals and objectives. They may help to add recreational value and support the business of operating the aquatic center. Examples of these amenities include:
 - a. Wave pools – wave pools can now be engineered in shallower water to allow for additional programming, but this must be identified early in the design process. Traditionally, wave pools provide a more singular recreational use and can be too intense for some users. Wave pools are great capacity holders that can add attendance and revenue to the facility.
 - b. Spas/Hot tubs – spas and hot tubs meet the needs of the older populations and the wellness and therapy group but are generally too small to offer much value to other user groups.
 - c. Spraygrounds – spraygrounds are great features that provide play value for younger children without adding additional staff costs, as they do not need to be lifeguarded. Spraygrounds however do not offer any standing water and do not help to improve swimming and water competency.
2. Recreational features – recreational features provide value and “wow” factors for the users and help to drive revenue and attendance goals, but do not meet the goals of increasing swimming competency and ability within the region. They may help attract patrons to the facility that may not otherwise attend, introducing them to the programs and offerings of the facility. Examples of these features include:
 - a. Waterslides – Waterslides are great amenities that provide recreational and play value, but do not meet the goals of increasing swimming competency and swimming ability in the region. Waterslides provide an attractive recreational amenity that may bring additional users to the facility.
 - b. Artificial surf machines – these amenities are popular amongst the tween and teen age groups, but do not have enough standing water to provide swim instruction or aquatic training.
 - c. Current channels – these amenities meet the needs of the recreational and wellness user groups and can be used for water walking and general recreation, but are too small to hold swim lessons or other classes.
 - d. Play structures – play structures are usually designed within zero beach entry areas and are great for younger children and families. The amenities are highly sought after for aquatic centers, but do not specifically meet the needs of improving swimming ability and water competency.

This is not an exhaustive list of all pools or aquatic amenities but illustrates the need for extensive planning and community participation to ensure that the features and design of a new aquatic center will meet the needs of the community and the Metroparks.

Swimming Program Goals and Action Plan

Once the information was gathered that makes up the “State of Swimming” report, Councilman-Hunsaker and the Metroparks shared the information with the Steering Committee to gather their thoughts and input and to create a list of goals and objectives related to the information gathered and the overall goal of improving swimming ability and water competence within the Southeast Michigan Region.

Councilman-Hunsaker offered suggestions regarding goals and objectives and first presented them to the committee over two meetings on November 17 and 18, 2021. At the meeting, Councilman-Hunsaker presented the “State of Swimming” report and the proposed goals and objectives to gather feedback from the group. Along with input from the committee, the following goal categories were created:

- Swimming Ability
- Water Competence
- Participation
- Program Focus Areas
- Staffing
- Raise Awareness of Inequities
- Current Facility Improvements

Along with each goal category, the committee proposed several goals. Each category and goal is expanded upon in the following sections. The chart below shows all 7 categories and the associated goals.

HCMA Swim Program Goals						
Swimming Ability	Water Competence	Participation	Program Focus Areas	Staffing	Raise Awareness of Inequities	Current Facility Improvements
<p>90% of children can stop/exit the water on their own by age 9</p> <p>Add open water swimming to competency list – more than 70% swim in lakes/ponds</p>	<p>Water safety taught in most schools</p> <p>Develop relationships with schools</p>	<p>Increase access to scholarship programs</p> <p>Provide no/low-cost swim lessons</p> <p>Acquire corporate sponsorships to fun program</p> <p>Investigate transportation programs (low priority)</p> <p>Expand the “Swim in the D” program to more than 2 days</p>	<p>Increase vertical swim programs</p>	<p>Develop Metroparks in training hub in SE Michigan</p> <ul style="list-style-type: none"> ○ Look for partners in all 5 counties <p>Get more area entities to submit for American Red Cross IT Academies</p> <p>Investigate transportation program to parks for training or staffing</p>	<p>Develop a SE Michigan Aquatics Board</p> <p>HCMA Marketing Department – Raising Awareness campaign</p>	<p>Lake St. Clair Improvements</p> <p>HCMA Aquatics Master Plan</p> <p>Improvements for area facilities</p>

Once the goals and objectives were agreed upon by the Steering Committee, a list of action plan items related to each goal was created. The action plan items long and short-term steps the Metroparks and partners can take to achieve the goals outlined in the program. Additionally,

Councilman-Hunsaker has included special action item considerations for some goals that may help to enhance the action steps and reach each goal.

HCMA Swim Program Goals						
Swimming Ability	Water Competence	Participation	Program Focus Areas	Staffing	Raise Awareness of Inequities	Current Facility Improvements
Action Plan						
Secure funding to expand the "Swim in the D" program	Develop a list of schools/districts that are interested in swim instruction -or- swim safety curriculums	Secure funding to expand the "Swim in the D" program	Train instructors in other fitness modalities	Register HCMA with the American Red Cross as an LTP <ul style="list-style-type: none"> Swim Instruction Lifeguard Training 	Develop marketing collateral for swimming campaign.	Lake St. Clair <ul style="list-style-type: none"> Main drain renovations New pool lift Ramp/zero depth entry Bench seating UV disinfection Lap lanes
Expand "Swim in the D" program to continue year round	Identify areas in school curriculums that can support swim safety training	Expand "Swim in the D" program to continue year round	Identify a spectrum of programs that meet facility specs	Find year-round facilities to partner with an offer training <ul style="list-style-type: none"> Could be part of the "Swim in the D" Program. 	Create collateral that can be utilized by all swim facilities in the region.	Lake Erie <ul style="list-style-type: none"> UV disinfection
Expand the program into the community: <ul style="list-style-type: none"> Apartments Water fronts Metropark Pools Partner facilities 	Identify after school programs interested in participating	Identify after school programs interested in participating	Utilize outside vendors/contractors for some programs	Create a "Junior Guard" program	Utilize stats from annual/semi-annual swim program survey	Willow Metropark Pool <ul style="list-style-type: none"> UV disinfection
Create a process for annual/semi-annual swim program survey to track swim ability changes	Provide in-class training collateral	Considerations: Work with a sponsorship consultant to assist in acquiring corporate sponsorships	Create a program plan for new programs and profitability goals	Create an in-house training program within HCMA <ul style="list-style-type: none"> Lifeguarding Swim Instruction 	Create news media package	Aquatics Master Plan: <ul style="list-style-type: none"> Identify funding Issue RFP Create plan
Submit course records for each swim session taught	Provide pool session time			Work with American Red Cross/HCMA/partners to host IT academy trainings	Advertise in schools, radio, local news stations to coincide with "Swim in the D" program sign ups.	Area facilities: <ul style="list-style-type: none"> Renovations or new facilities should start with feasibility/programming process Amenities should reflect goals of the facility/users Emphasize amenities that meet multiple user groups
				Considerations: Create marketing plan for social media marketing <ul style="list-style-type: none"> Tiktok Instagram – reels <ul style="list-style-type: none"> @Fbh2o @Roundrocklifeguards @Newbraunfelsaquatics 	Expand the "brand" of "Swim in the D" to other area providers	Considerations: Consider creating a funding/grant program through the SE Michigan Aquatics Board

Swimming Ability

Goals

There are two goals related to Swimming Ability in the Southeast Michigan Swim Program.

- Goal 1. 90% of children can stop and exit the water on their own by age 9.**
- Goal 2. Add open water swimming to competency list.**

Increasing the swimming ability of children and citizens in the Southeast Michigan area is a top priority of the Swimming Program. The Public Swimming Survey found that children in SE Michigan households become more proficient as they age. This was to be expected; however, it appears that after the ages of 10 – 13 years, improvements in swimming ability tend to level off.

According to the data gathered in the survey, the ability of children to be able to enter and exit the water on their own tops out at the age of 9. 83% of respondents said their children can enter and exit the water on their own at that age. However, out of those only about 20% of Blacks reported that their children can stop, turn around and swim towards the exit of the water on their own. This is a key safety skill taught in virtually all swim lesson curricula.

CHILDREN'S SWIMMING ABILITY BY AGE						
	< 4	4-5	6-9	10-13	14-17	18+
Can enter and exit the water on their own	54%	73%	83%	83%	83%	83%
Can put their entire head under the water on their own	41%	57%	73%	78%	82%	82%
Can stop, turn around and swim towards the exit of the water	17%	39%	64%	72%	77%	78%
Can float on their stomach or back, or tread water for about 1 minute	13%	27%	54%	69%	78%	81%
Can swim the length of a 25 yard pool without a life jacket	8%	10%	40%	73%	86%	88%
None of the above	40%	17%	7%	2%	1%	3%

* Percentages total more than 100% because of multiple responses to the first 5 questions in the table.

The survey also found that 70% of swimmers used lakes and ponds to swim. This beat out all other categories of places people swim. Because of the number of people that swim in open water areas and the overall number of open water areas there are to swim at in Michigan, it made sense to add a goal of addition open water swimming to the list of skills the Swim Program would like to teach citizens of Southeast Michigan. By adding this skill as necessary for water competency, it will also be included in future surveys.



PLACES PEOPLE SWIM	
	% of respondents
Lake or pond	70%
Swimming pool at a recreation center (Local government or private health club, YMCA, etc.)	67%
Swimming pool when we travel (Hotel, condo, etc.)	55%
Swimming pool at a residence (House, apartment, condo, town house)	31%
High school or college	28%
River	13%

Action Plan

In order to meet the goals outlined in the Swimming Ability category, the committee has agreed upon the following action items:

- Action Item 1. Secure funding to expand the “Swim in the D” program**
- Action Item 2. Expand “Swim in the D” program to continue year-round**
- Action Item 3. Expand the program into the community to apartments, waterfronts, Metropark pools, and partner facilities.**
- Action Item 4. Create a process for annual/semi-annual swim program survey to track swim ability changes**

Expanding the funding for the “Swim in the D” program will help with action item #2 and will allow for more children to take part in the program, which help to reach the goal of 90% of children able to stop and exit the water by age 9. Currently the “Swim in the D” program is offered only during the summer months, taking the program year-round would help to increase the number of children who are able to take part in the program and could also allow children to stay in the program longer which would help to increase their swimming abilities. Expanding the program to other community venues would serve two purposes. One, the program could be offered in more places that are closer to the students that need the services. Two, by also offering lessons at waterfronts, participants’ knowledge of natural bodies of water and their ability to swim safely in them can increase. Lastly, by creating a regular process for implementing subsequent swim surveys, the Metroparks can track their progress for completing each goal and modify or create new goals if necessary.

Special Considerations

In addition to the above action plan items, Councilman-Hunsaker recommends that the Huron-Clinton Metroparks or other agencies that might provide swim lessons register as a Licensed Training Provider (LTP) of Learn-to-Swim programs with the American Red Cross. Additionally, course records should be entered to document swim lessons that were taught by the LTP organizations. In the future, this documentation may help reach other goals by:

1. Providing documentation enabling Water Safety Instructors to apply to become Water Safety Instructor Trainers.
2. Providing documentation on swim lesson offerings, opening the opportunity for funding through the American Red Cross Centennial Campaign.

Potential Partners

The following partners could provide resources or assistance with the goals and action plan:

- HCMA
- Detroit Riverfront Conservancy
- City of Detroit
- American Red Cross
- Detroit Public Schools Community District
- Boy Scouts – To provide waterfront facilities
- YMCA - To provide waterfront facilities
- DNR/Belle Isle & Pontiac Lake
- Wayne County/Chandler Park Aquatic Center
- Oakland County Parks
- Rutherford Pool (Ypsilanti)
- Aqualyfe

Water Competency

Goals

Two goals are related to Water Competency in the Southeast Michigan Swim Program.

- Goal 1. Develop relationships with Southeast Michigan Schools**
- Goal 2. Have water safety programs taught in most schools**

Water competency means being able to anticipate, avoid, and survive common drowning situations, as well as recognizing and aiding those in need (U.S. Consumer Product Safety Commission (CPSC), 2020). To be able to increase water competency in the Southeast Michigan area, the committee felt the best way would be to develop relationships and partnerships with local schools to the potential for water safety and swim lessons taught at the grade school level. In addition to grade school, water safety programs, lifeguard training, and swim instructor training at the high school level could serve two purposes, One, to increase water competency in the high school age group, and two, to assist the region with training new lifeguards and instructors for area aquatic facilities.

There are already programs in other communities around the country that can serve as a model. The following are some examples:

City of Manistee, Michigan

The City of Manistee Police Department, along with the Great Lakes Water Safety Consortium and local schools, presented water safety information to students in first through 11th grade.

<https://www.manisteenews.com/news/article/Manistee-police-team-up-to-help-prevent-student-17203599.php>

Marysville Public Schools, Michigan

Rotarians from the Marysville Rotary Club read “Josh the Baby Otter” to 1st grade students at Morton Elementary and Washington Elementary.

<https://www.voicenews.com/2022/05/31/marysville-rotary-brings-lifesaving-message-of-josh-the-baby-otter-to-first-graders/>

Glen Rose ISD, Texas

The Somervell County Safety Coalition in partnership with Glen Rose ISD presented a Water/Summer safety day at Glen Rose Elementary. The presentations discussed safety tips for a number of activities including boating safety and wearing lifejackets.

<https://www.yourglenrosetx.com/2022/05/13/scsc-grisd-team-up-to-teach-water-safety-other-skills/>

McDonald County School District, Missouri

Bog Elk Floats and Camping in Pineville hosted a program at the Elk River to present water safety information to almost 400 students from third to eighth grades.

https://www.joplinglobe.com/news/local_news/mcdonald-county-students-learn-river-safety-tips-ahead-of-summer/article_90f5d04a-d888-11ec-ac11-afa0bcbfe2d9.html

Hermiston School District, Oregon

The Hermiston School District offers free swim lessons for second graders at the Hermiston Family Aquatic Center. Over 350 students from five elementary schools participated in 2022. The program is taught over 5 lessons with the first class lasting two hours.

https://www.nbcrightnow.com/news/hermiston-second-graders-can-learn-to-swim-for-free/article_335f881a-dca0-11ec-963d-8fe88efca9d3.html

High School Lifeguard Training Programs

There are several high school swim programs currently operating around the country. The lifeguard program is offered over a semester with students earning a PE credit in addition to certifications. In many instances, this long-form setting can help students who might not otherwise pass a traditional shorter lifeguarding course, especially those students who need additional training and help with basic swimming skills.

https://www.aquaticsintl.com/lifeguards/how-high-school-lifeguarding-curricula-may-supply-the-answer-to-recruitment-woes_o

<https://www.nrpa.org/parks-recreation-magazine/2016/june/swimatx-an-innovative-lifeguard-training-program/>

<http://www.thevillagernewspaper.com/2019/02/18/inaugural-aquatics-lifeguard-training-class-has-three-rrhs-students-earn-certifications/>

Action Plan

In order to meet the goals outlined in the Water Competence category, the committee has agreed upon the following action items:

Action Item 1. Develop a list of schools/districts that are interested in swim instruction -or- swim safety curriculums

Action Item 2. Identify areas in school curriculums that can support swim safety training

Action Item 3. Identify after-school programs interested in participating

Action Item 4. Provide in-class training collateral

Action Item 5. Provide pool session time

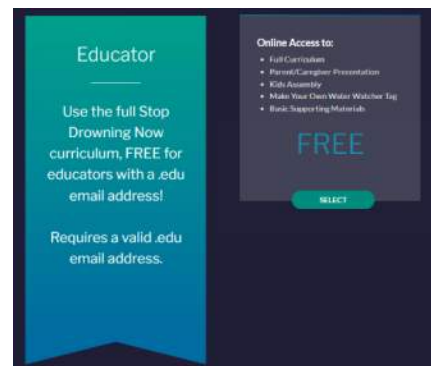
In order to meet the goals under Water Competency, a step-by-step process was proposed. Action items 1 – 3 could potentially happen simultaneously. Once the schools and after-school or other programs are identified, one or several water safety training programs can be implemented depending on the needs of each school. Stop Drowning Now is an organization that provides curriculum information and collateral to educators for free on their website.

Additionally, to provide some hands-on practice and experience, pool session times will need to be secured and coordinated in areas that will make sense geographically with each school program.

Potential Partners

The following partners could provide resources or assistance with the goals and action plan:

- HCMA
- Detroit Riverfront Conservancy
- City of Detroit
- [Stop Drowning Now](#)
- Detroit Public Schools Community District
- Ja'Von Waters - Aqualyfe



- American Red Cross (Whale tales, CPR)

Program Participation

Goals

There are five goals related to Participation in the Southeast Michigan Swim Program.

- Goal 1. Increase access to scholarship programs**
- Goal 2. Provide no/low-cost swim lessons**
- Goal 3. Acquire corporate sponsorships to fund program**
- Goal 4. Investigate transportation programs**
- Goal 5. ~~Expand the “Swim in the D” program to more than 2 days per week~~**

One of the goals the Metroparks felt was important to the program from the beginning was to encourage program sign-ups in targeted populations and geographic areas. This led to the Participation category and related goals. The goals identified would all currently serve the “Swim in the D” program and expand the participation in the program.

Goal #5 is currently being accomplished in 2022 with classes offered several days throughout the week.

Action Plan

In order to meet the goals outlined in the Participation category, the committee has agreed upon the following action items:

- Action Item 1. Secure funding to expand the “Swim in the D” program**
- Action Item 2. Expand “Swim in the D” program to continue year-round**
- Action Item 3. Identify after-school programs interested in participating**

In order to increase access to the “Swim in the D” and scholarship programs, the Metroparks would need to secure additional funding to expand the program. This additional funding was part of the action items in the Swimming Ability category and would help to also increase participation.

EXAMPLE PROGRAM

Greensboro Aquatic Center in Greensboro, North Carolina. The Greensboro Sports Council announced the Matt Brown Learn-to-Swim Endowment in 2017 with the goal of raising enough money to fully fund the Learn-to-Swim program annually.

The Learn-to-Swim program’s goal is to teach every second-grade child in Guilford County public schools to swim. The county has over 5,600 2nd-grade students, and the annual cost to run the program is estimated to be \$230,000. According to the Greensboro Aquatic Center website, current funding levels allow for about 23% of the second graders to participate.

Action items 2 and 3 are part of Swimming Ability and Water Competence, and also would help to increase participation in swimming programs. After-school programs that may be interested in participating in water safety programs, may also be interested in swim lessons for their students. Transportation programs would need to be harnessed to transfer students from schools or afterschool sites to pools and aquatic facilities. It did not appear that lack of transportation was a major issue for most other swim participants, as the survey found that only about 1% of respondents did not have reliable transportation to swimming opportunities in the area.

Special Considerations

In addition to the above action plan items, Councilman-Hunsaker recommends working with a local sponsorship consultant to assist in acquiring corporate or private sponsorships.

Potential Partners

The following partners could provide resources or assistance with the goals and action plan:

- HCMA
- Detroit Riverfront Conservancy
- City of Detroit
- American Red Cross
- USA Swimming Foundation
- Sport Ability – RIM
- Detroit Public Schools Community District
- Detroit Swims (YMCA)

Program Focus Areas

Goals

The Program Focus Area category refers to focusing on specific aquatic programs to assist in increasing participation in aquatics throughout the Southeast Michigan area.

Goal 1. Increase “vertical” or alternate swim and aquatic programs.

The swim survey identified about 9% of respondents that did not identify themselves as swimmers, but do enjoy water exercise. Of those respondents, 29% were Detroit residents, 34% were Blacks, 31% were people of color, and **46% were those afraid of the water or had a fear of drowning.** These figures make it clear that there is a whole population of potential users that are interested in the water, but for programs other than traditional swimming.

Action Plan

In order to meet the goal of increasing “vertical” or alternate swim and aquatic programs, the committee has agreed upon the following action items:

- Action Item 1. Train instructors in other fitness modalities**
- Action Item 2. Identify a spectrum of programs that meet facility specs**
- Action Item 3. Utilize outside vendors/contractors for some programs**
- Action Item 4. Create a program plan for new programs and profitability goals**

To be able to provide alternative programs, aquatic facilities will need to either train their current instructors in other fitness modalities and programs and/or utilize outside vendors to provide programs. In the [Wellness and Therapy](#) user group section [Aquatic Exercise Trends](#) has examples of several aquatic exercise programs and [Vertical Aquatic Programs](#) have examples of programs geared specifically towards those that want to keep their face out of the water and may have a fear of the water.

Potential Partners

The following partners could provide resources or assistance with the goals and action plan:

- HCMA
- Sports Ability – RIM
- Ja’Von Waters - Aqualyfe

Staffing

Goals

There are three goals related to the Staffing category in the Southeast Michigan Swim Program.

Goal 1. Develop Metroparks in a training hub in SE Michigan

a. Look for partners in all 5 counties

Goal 2. Get more area entities to submit for American Red Cross IT Academies

Goal 3. Investigate transportation programs to parks for training or staffing

As discussed in the [Staffing Challenges](#) section of the [Challenges and Barriers for Swim Instruction and Water Competence Programming](#) section, the Southeast Michigan region as a whole shares the same current difficulties with staffing as does the rest of aquatics in the United States along with other industries. The goals agreed upon by the committee assist in creating more opportunities for training and build a larger competent aquatic workforce in the Southeast Michigan area.

Action Plan

In order to meet the goals outlined in the staffing category, the committee has agreed upon the following action items:

Action Item 1. Register HCMA with the American Red Cross as an LTP

- Swim Instruction
- ~~Lifeguard Training~~

Action Item 2. Find year-round facilities to partner with and offer training

- Could be part of the “Swim in the D” Program.

Action Item 3. Create a “Junior Guard” program

Action Item 4. Create an in-house training program within HCMA

- Lifeguarding
- Swim Instruction

Action Item 5. Work with American Red Cross/HCMA/partners to host IT academy trainings

The Metroparks is already registered with the American Red Cross as a Licensed Training Provider for the American Red Cross Lifeguard Program. As such, part of Action Item 1 is already complete. In addition to registering as a Lifeguard program LTP, the Metroparks can register as a Learn to Swim LTP if and when Metroparks staff start to offer swim lessons.

In addition to being a training provider, the Metroparks may partner with area facilities to offer year-round Lifeguard Training or Swim Instruction. Offering additional classes and certifications could potentially serve as an expansion of the “Swim in the D” program.

As the Metroparks increases its training capabilities, they should work with local partners and facilities to host American Red Cross Instructor Trainer (IT) Academies. Red Cross Instructor Trainer Academies are training programs offered by the American Red Cross to certify seasoned instructors in the skills required to train American Red Cross Instructors. This training course is only offered through the American Red Cross and is offered in areas where there are enough local instructors who have applied for the course. An IT Academy has not been offered in the Southeast Michigan Area in several years because there have been very few applicants applying to the program from the area. As the Southeast Michigan Area trains new instructors, those instructors can then in turn apply to the IT Academy. Once enough have applied, the Metroparks can work with other area partners to find facilities to host IT Academies. This constant circulation of training new instructors helps to ensure adequate staffing for all aquatic facilities in the area.

Special Considerations

In addition to creating a robust training program and establishing the Metroparks as a training hub in the area, Councilman-Hunsaker recommends that the Metroparks create a marketing plan for social media marketing to attract potential employees. Organizations that have year-round established social media campaigns tend to be able to attract employees easier and have a regular pipeline of applicants. It is recommended that the Metroparks concentrate on social media outlets that are popular within the 15 – 21-year-old age group, who make up the majority of lifeguards. Currently, those platforms are TikTok and Instagram, however, they are likely to change regularly. The following Instagram accounts are recommended examples:



[@Fbh2o](#)



[@Roundrocklifeguards](#)



[@Newbraunfelsaquatics](#)

Potential Partners

The following partners could provide resources or assistance with the goals and action plan:

- HCMA

- American Red Cross
- SJ Aquatics

Raising Awareness of Inequities

Goals

There are two goals related to the Raising Awareness of Inequities category in the Southeast Michigan Swim Program.

Goal 1. Develop a SE Michigan Aquatics Board

Goal 2. HCMA Marketing Department – Raising Awareness campaign

In order to continue the process that this Swimming Program Development Plan has started and to continue to raise awareness of the inequities in swimming in the region the goals of creating a Southeast Michigan Aquatics Board and a specific marketing campaign by the Metroparks were agreed upon by the committee. The Southeast Michigan Aquatics Board would help to consolidate the needs and goals of all aquatic facilities in the Southeast Michigan area and serve as an advisory board for the continuation of the Southeast Michigan Swimming Program.

Action Plan

In order to meet the goals outlined in the staffing category, the committee has agreed upon the following action items:

- Action Item 1. Develop marketing collateral for swimming campaign.**
- Action Item 2. Create collateral that can be utilized by all swim facilities in the region.**
- Action Item 3. Utilize stats from annual/semi-annual swim program survey**
- Action Item 4. Create news media package**
- Action Item 5. Advertise in schools, radio, local news stations to coincide with “Swim in the D” program sign ups.**

The Metroparks currently assist in marketing the Swim in the D program at the start of the summer; however, additional marketing throughout the year should be considered. This is especially important as the program expands into a year-round program. Additionally, the Metroparks can develop marketing collateral for the Swim in the D campaign. The additional marketing items can be housed online and available to any entity that would like to use them. The items should speak to the specific inequities that are apparent in the aquatic industry and in the Southeast Michigan area. As additional surveys are performed to update the benchmarks established during this process, the marketing collateral can utilize these updated stats.

In addition to collateral available to swimming facilities, news media packages can be created to assist the media in stories related to drownings, swimming, or water safety. Once these are created, they can be ready to send to news outlets as new stories emerge.

Lastly, the Metroparks should continue its advertising campaign to coincide with Swim in the D program signups, especially as it expands year-round. As the Metroparks advertise for the Swim in the D program, it should continue to advertise the statistics and facts regarding the

inequities in swimming and how the City of Detroit, the Metroparks and its partners are helping to improve equality.

Considerations

In addition to the above action plan items, Councilman-Hunsaker recommends expanding the “brand” of the Swim in the D program to allow other area providers to “sponsor” the program by advertising materials on the inequities in aquatics and by providing their own low or no cost swim programs. To do this, it’s recommended that the City of Detroit and the Metroparks work to create a process for additional partnerships that may help to expand the Swim in the D brand, without a monetary donation to the City of Detroit.

Southeast Michigan Aquatics Board Members to Consider

- Michigan Recreation and Park Association
- Ja’Von Waters - Aqualyfe
- SJ Aquatics
- Lynda Jeffries
- Katie Kowalski – Huron-Clinton Metropolitan Authority
- David Pitts
- Sheldon Spillor
- Douglas Brooks
- Miklos Valdez – Councilman-Hunsaker

Potential Partners

The following partners could provide resources or assistance with the goals and action plan:

- Diversity in Aquatics
- International Water Safety Foundation
- American Red Cross
- Swim lesson providers
- Zac Foundation

Improvements to Current Facilities

Goals

There are three goals related to the Improvements to Current Facilities category in the Southeast Michigan Swim Program.

Goal 1. Current HCMA facility improvements

Goal 2. HCMA Aquatics Master Plan

Goal 3. Improvements for area facilities

The goals related to current Metroparks facilities can also be found in the [Huron-Clinton Metropolitan Authority Facility Review](#). In addition to the current facility improvements, several of the facilities are aging and should be considered for replacement. Since there are several facilities that would require replacement, and the Metroparks are considering how best to meet the goals of the Southeast Michigan Swimming Program Plan, the Metroparks should also consider conducting a system-wide Aquatics Master Plan. This master plan will consider Metroparks’s goals and objectives for the future of its aquatic program and provide recommended facilities and amenities to meet those goals. Additionally, the master plan will

consider how the facilities work as a system to complement each other and work with the other area providers so as not to duplicate offerings. Lastly, other area facilities may use the recommendations in this report when considering new facilities or improvements to their own facilities.

Action Plan

In order to meet the goals outlined in the staffing category, the committee has agreed upon the following action items:

Action Item 1. Lake St. Clair

- **Main drain renovations**
- **New pool lift**
- **Ramp/zero depth entry**
- **Bench seating**
- **UV disinfection**
- **Lap lanes**

Action Item 2. Lake Erie

- **UV disinfection**

Action Item 3. Willow Metropark Pool

- **UV disinfection**

Action Item 4. Aquatics Master Plan:

- **Identify funding**
- **Issue RFP**
- **Create plan**

Action Item 5. Area facilities:

- **Renovations or new facilities should start with feasibility/programming process**
- **Amenities should reflect goals of the facility/users**
- **Emphasize amenities that meet multiple user groups**

All of the current Metropark facilities can benefit from secondary disinfection systems like UV. While Lake Erie and Willow Metropark pool have spray features that necessitate secondary disinfection systems, Lake St. Clair does not. However, secondary disinfection systems help with overall water quality and can assist in disinfection after an accidental fecal release. In addition to secondary disinfection, Lake St. Clair Metropark pool has several additional items that would help to make it a more attractive pool for all user groups.

As repairs and renovations get underway, it is also recommended that the Metroparks perform an Aquatic Master Plan to plan for the future of its aquatic programs. A single facility feasibility study can cost anywhere between \$30,000 and \$50,000 or more depending on the scope of the study. Similarly, systemwide master plans tend to cost \$120,000 or more depending on scope.

As area organizations bring on new facilities or renovate existing facilities, a feasibility study should be part of the process. This study will help to identify and reflect the goals of the facility and its users so the facility can be better designed to meet those goals. Additionally, facilities can emphasize amenities that will meet the needs of multiple user groups to allow for comprehensive aquatic programming.

Special Considerations

During committee meetings, it was discussed that many regional organizations do not have the funds to adequately maintain their facilities. As a result, pools fall into disrepair and are taken off-line. To help mitigate this, a grant program through the future Southeast Michigan Aquatics Board could be established to provide capital funding for maintenance at area facilities.

Potential Partners

The following partners could provide resources or assistance with the goals and action plan:

- HCMA
- SE Michigan Aquatics Board

References

- Boaters, L. S. (2020, January 15). *History of Lake St. Clair Metropark*. Retrieved from Facebook: <https://m.facebook.com/media/set/?set=a.1657472637728318&type=3>
- Cincinnati Children's. (2019, 04). *Growth, Range of Height and Weight*. Retrieved from Cincinnati Children's: <https://www.cincinnatichildrens.org/health/g/normal-growth>
- Griffiths, T. E., Griffiths, R., & Sempsrott, J. M. (2018, June). *Emergency Medicine News: June 2018 - Volume 40 - Issue 6 - p 23*. Retrieved from Emergency Medical News: https://journals.lww.com/em-news/fulltext/2018/06000/special_report__drownings_among_older_swimmers_on.4.aspx
- Julie Gilchrist, M., & Erin M. Parker, P. (2014, May 16). *Morbidity and Mortality Weekly Report*. Retrieved from Centers for Disease Control and Prevention: <https://www.cdc.gov/mmwr/preview/mmwrhtml/mm6319a2.htm>
- Michigan Lakes & Streams Association, Inc. (2020). *Managing Our Inland Lakes*. Retrieved from MLSA: <https://mymlsa.org/lake-and-watershed-management/managing-our-inland-lakes/#:~:text=There%20are%2062%2C798%20inland%20lakes,acres%20or%20more%20in%20size.>
- Miller, C. (2021, August 23). *Risk of drowning more prevalent in the summer months | The Numbers Racket*. Retrieved from Pennsylvania Capital-Star: <https://www.penncapital-star.com/health-care/risk-of-drowning-more-prevalent-in-the-summer-months-the-numbers-racket/>
- U.S. Consumer Product Safety Commission (CPSC). (2020, February 25). *What Is Water Competency?* Retrieved from Pool Safety: <https://www.poolsafely.gov/blog/what-is-water-competency/#:~:text=According%20to%20longtime%20Pool%20Safely,water%20smarts%20and%20helping%20others.>
- USA Swimming. (2022). *Learn to Swim*. Retrieved from USA Swimming: <https://www.usaswimming.org/parents/learn-to-swim>

Appendix A: SE Michigan Swimming Program Survey Full Report

HURON-CLINTON METROPARKS

5-COUNTY RECREATION SURVEY

Prepared by:

Left Brain Concepts, Inc.
Lakewood, Colorado
&
Counsilman-Hunsaker
Dallas, Texas

October 2021

TABLE OF CONTENTS

Background..... 1
Key Findings..... 3
Conclusions & Recommendations..... 6
Swimming background / Swimming ability 8
Children living in the household? 10
Children’s swimming ability by age 10
Frequency of swimming 12
Places people swim..... 14
Reaction to places to change clothes 15
Importance of swimming to household members 17
Interest in learning to swim / Improving swimming ability..... 18
What people enjoy about swimming / What might interest non-swimmers 20
Interest in swimming programs in the 5-county area..... 21
Reaction to swimming opportunities in the area..... 24
Feeling welcome / Safety / Comfort at swimming venues 26
Increasing participation in swimming..... 28
Demographics 30
Appendix A – Survey instrument

BACKGROUND

This report presents the findings of a survey of residents of Livingston, Macomb, Oakland, Washtenaw, and Wayne counties on behalf of the Huron-Clinton Metropolitan Authority (HCMA). The survey is part of a HCMA swimming programming plan in coordination with partner recreation programs in the 5-county area with the goal of enticing non-swimmers to begin to swim and to improve the swimming ability among people who already swim. A vital concern of the plan is to address people's fear of the water and of drowning. The plan is being completed by Counsilman-Hunsaker, a consulting firm that specializes in aquatics. The survey was managed by Left Brain Concepts, Inc., a Denver-area research firm.

The survey determined 5-county area residents':

- ✓ Background in swimming
- ✓ Among adults and children who swim:
 - Their swimming ability
 - How frequently they swim
 - Where they swim
 - The importance of swimming relative to other activities
 - Their interest in improving their swimming ability
 - The benefits they receive from swimming
- ✓ Interest among non-swimmers and their children in learning to swim
- ✓ Among non-swimmers, the benefits of swimming that might appeal to them
- ✓ Swimmers' and non-swimmers' interest in potential swimming programs
- ✓ Barriers to increasing swimming activity because of:
 - Limited access to swimming facilities
 - High or unacceptable fees at water venues
 - Insufficient number of instructors at water facilities
 - Limited staffing at water venues
 - Fear of being in the water
 - Fear of being on the water in boat, canoe, or kayak
 - Feeling unwelcome at water venues
 - Unsafe conditions at water venues
- ✓ The things that would increase peoples' swimming activity
- ✓ Demographics

Survey distribution

The survey was conducted electronically from early July through September 2021. The survey was publicized extensively by HCMA throughout the 5-county area. Specifically, HCMA distributed a flyer with a QR code that linked to the survey to Metroparks and other swimming and recreation facilities and at libraries and community centers; a link to the survey was placed on Huron-Clinton Metroparks' webpage; a press release was sent to all media in the 5-county area; the survey was publicized on eight of HCMA's social media posts with a link to the survey; yard signs with QR codes were placed at all Metroparks locations and community partners; stories about the survey were written and published in local newspapers; hard copies of the survey were made available to recreation-related organizations in the 5-county area; the survey was regularly publicized to all Metroparks staff; the survey was announced in the July, August and September Metroparks e-newsletter to its 80,000 subscribers; an article was published in the Detroit News and C&G Newspapers about the initiative and survey.

Electronic-only surveys

Electronic-only surveys for local government have become very common, especially on surveys that guide recreation planning. While community surveys are still conducted by mailing to every nth (or every) household in a jurisdiction, electronic-only surveys are being used more and more. That is because that while there is no more defensible methodology than mailing surveys to a random sample of households in a community, many people who do not have an interest in recreation do not respond to Postal Service surveys. Thus, a strong argument can be made that the respondents to an electronic-only survey publicized by the local government is the same as with a mailed survey.

Survey management

The survey was managed by Left Brain Concepts, Inc., a Denver-area market research and marketing consulting firm. Results were compiled, analyzed and this report prepared by Left Brain. The survey was written by Left Brain, Councilman-Hunsaker and senior staff at the Huron-Clinton Metropolitan Authority.

Data analysis

As is common in survey research, the distribution of population from the six geographies in the survey was adjusted to mirror the actual population distribution, based on the 2020 census as shown below. This was done to assure that the results of the survey are representative of people in the 5-county area.

	2020 census	Percent
Livingston	193,866	4%
Macomb	881,217	20%
Oakland	1,274,395	28%
Washtenaw	372,258	8%
Wayne – Other	1,154,450	26%
Wayne – Detroit	639,111	14%
Total	4,515,297	100%

A total of 1,010 surveys were completed. The maximum margin of error for a sample of 1,010 is $\pm 3.1\%$ at the 95% level of confidence. Responses to the survey were analyzed by the following variables.

- ✓ Six areas of residence – 5 counties and residents of Detroit
- ✓ Households with and without children
- ✓ Gender
- ✓ Race
- ✓ Household income
- ✓ Swimming background (1) Afraid of the water and/or concerned about drowning, (2) never swam or swam years ago, (3) people who splash around in the water, (4) swimmers
- ✓ People who do not swim in either warm or cold weather months vs. all others

KEY FINDINGS

Swimming background / Swimming ability: The top three responses were that people swam competitively in high school, college or beyond (38%), that people are casual, recreational swimmers (33%) and that respondents are more serious but still recreational swimmers (27%). There were many responses from casual swimmers; 17% said they splash around in the water, 11% engage in water exercise programs, and 8% said they exercise in the water for physical therapy. The survey also attracted responses from people who swam years ago but are not currently swimming (8%), area residents who are concerned about the possibility of drowning (8%), those who have never swum (3%), people who are scared to death of the water (1%) and people who once were concerned about the possibility of drowning but are no longer concerned (1%).

As was expected at the beginning of this initiative, residents of Detroit, people of color – especially Blacks, are less proficient swimmers than people in other demographics.

Children living in the household: About half (56%) of the respondents have children living with them. The remaining 44% do not.

Children's swimming ability by age: As would be expected, swimming proficiency increases as children get older. Proficiency particularly increases from ages 4-5 to 6-9. Another big increase occurs from 6-9 to 10-13. There is considerably less improvement from ages 10-13 to 14-17 and from 14-17 to children 18 and older.

Frequency of swimming: Not surprisingly, people swim more in warm weather months than during cold weather months. For example, for those who swim 1-3 times a month, 32% swim in warm weather months but only 15% swim in cold weather months. But the differences were not as stark among people who swim one to three times a week (35% warm weather vs. 27% cold weather) and those who swim 4-7 times a week (22% warm weather vs. 15% cold weather). The percentage of people who do not swim at all is much higher in cold weather months (43%) than warm weather months (11%).

Detroit residents, people of color – especially Blacks, and people in lower income households swim less than people in other demographics.

Places people swim: The most frequented are lakes and ponds (70%), pools at recreation centers and health clubs (67%) and pools at hotels and condos when people travel (55%). Less used are pools at private residences (31%), pools at high schools or colleges (28%) and rivers (13%).

Reaction to places to change clothes: Only 36% are satisfied with places to change clothes, places to shower (31%) and places to secure valuables (30%). Amenities people would like to see added are lockers (47%), places to change clothes (41%) and showers (39%). About a third (38%) reported they go to swimming venues in their swimming attire.

Importance of swimming to household members: Swimming is the most important recreational activity for 29% of families, tied for the most important for 33%, and an occasional activity for 27% of the households. Swimming is less important to people of color, especially Blacks, than people in other demographics.

Interest in learning to swim / Improving swimming ability: About two-thirds (69%) of the adults reported that they are very or somewhat interested in learning to swim or improving their swimming abilities. The percentage of combined very and somewhat interested increases to 77% for interest in having their children learn to swim or improve their swimming ability.

Detroit residents, people of color, especially Blacks, are more interested in their learning to swim than people in other demographics.

What people enjoy about swimming / What might interest non-swimmers: The things that people enjoy about swimming that reached a 60% or higher mention were that swimming is good for cardiovascular fitness (70%), that it provides a total body training (66%), that swimming is a relaxing and peaceful form of exercise (66%), that it is good for stress relief (64%), that it provides a pleasant way to cool down on a hot day (61%), and that swimming has less joint impact and stress (60%). But only 35% noted that water is easily accessible to them at pools, beaches, lakes, and rivers.

People who are afraid of the water and/or have a fear of drowning were more likely than avid swimmers to state that swimming provides a pleasant way to cool down on a hot day, and, that swimming is a pleasant way to spend time with family and/or friends.

Interest in swimming programs in the 5-county area: People were given a list of 18 existing or potential programs and asked to rate their level of interest. The programs that received ratings of very interested of 25% or more were water exercise (34%), water yoga classes (33%), lap swimming (33%), child lessons (32%), water therapy & rehabilitation (28%), receiving education in water safety (27%), kayak lessons (26%), and adult swim team swimming (25%).

The demographic groups that are more interested in many of the existing or potential programs are residents of Detroit, people of color – especially Blacks, people in lower income households, those who are afraid of the water and/or have a fear of drowning, and those who do not swim or rarely swim.

Reaction to swimming opportunities in the area: The top three responses were that hours at swimming venues do not work into people's schedules (34%), water venues are too far from their homes for them to participate (28%) and fees at water venues are higher than people want to pay (27%). These sub-questions were deliberately posed with a negative slant. Thus, it should be interpreted that hours at swimming venues **do** work into people's schedules (66%), water venues are **not** too far from people's homes for them to participate (72%) and fees at water venues are **not** higher than people want to pay (73%).

Feeling welcome / Safety / Comfort at swimming venues: People were given seven questions and asked to respond on a scale of strongly agree, somewhat agree, somewhat disagree, and strongly disagree. When combining responses of somewhat disagree and strongly disagree, negative ratings ranged from 8% to 15% for five of the seven issues queried. Respondents disagreed the most that swimmers are respectful of others at swim venues (23%) and that people swim safely for themselves (24%).

Increasing participation in swimming: People were asked on an open-ended basis the things that would increase their participation in swimming. Twenty-six things were mentioned by at least 1% of respondents. The top six were closer water venues (20%), offering adult swim lessons (13%), more lap swim times (11%), more indoor swimming pools or the ability to use pools at high schools (10%), expanding hours at swimming facilities (9%), and lower fees (9%).

Demographics

Adults & children in the household: Half (49%) of the respondents are part of households that have two or more adults and children, 31% of the households represented have two or more adults with no children, 14% were single adults with no children and 6% were single adults with children.

Gender: Most (70%) of the respondents were women, 29% were male and 1% identify themselves as non-binary.

Race / Ethnicity: Four in five (79%) of the respondents were Caucasian, 12% were African American, 3% were of multiple races, 3% were Hispanic or Latino, and 2% were Asian or Pacific Islander.

Household income: One in ten (11%) of the respondents reported household incomes of under \$50,000, 35% noted incomes of \$50,001 to \$99,999 and 54% indicated household incomes of \$100,000 or more.

Contact information: A total of 327 people provided their contact information. Five of these gave only their email addresses. The sub-sample of 327 represents 32% of the 1,010 respondents to the survey.

CONCLUSIONS & RECOMMENDATIONS

Representative sample

The survey generated a representative sample of residents in the 5-county area, including residents of Detroit. While respondents' area of residence was adjusted to the 2020 census, this is very common in survey research. Also, while surveys more specific in nature such as recreation always attract people who have an interest in the topic as opposed to surveys that assess delivery of all government services, HCMA's survey successfully attracted avid swimmers to non-swimmers including people who have a fear of water and/or a fear of drowning.

There was also the concern that the surveying process would not generate a sufficient sample size to be representative of residents of the 5-county area. And worse, that the process would not generate large enough sub-samples for Left Brain to determine if there are differences in views of swimming in demographic groups. However, HCMA's efforts to publicize the survey generated sufficient total sample and sub-samples of people in all five counties, Detroit, people of color, low income households, people with and without children, and again, a range of experience, ability, and interest in swimming.

Including all demographics

Another concern in this survey was that even if the target demographics were brought into the survey, that they would not be interested in swimming. That did not turn out to be the case either. While some people might have expressed an interest in swimming programs because they might feel it was the right thing to say – like making New Year's resolutions – that is not the situation either because there was a wide range of percentages of people's stated interest in swimming programs.

Baseline data

Because of the two issues above and because of the number of questions posed on the survey, the survey delivered one of the objectives of the survey of generating baseline data on swimming. The survey determined adults' and children's swimming ability and finger-on-the-pulse of swimmers and non-swimmers regarding how often people swim, where they swim, the importance of swimming in people's lives, interest in learning to swim or improving swimming proficiency, interest in swimming programs, reaction to swimming venues and suggestions from people as to what would entice them to swim or swim more.

Barriers to learning to swim

For some people in the 5-county area, the barriers to learning to swim of the availability of swimming venues, hours of facilities and interest in swimming will never be overcome. While some people will never be interested in swimming, or other recreation activities for that matter, 69% of the respondents reported that they are very or somewhat interested in learning to swim or improving their swimming abilities. And again, the target audiences of Detroit residents, people of color and specifically Blacks are more interested in learning to swim than people in other demographics.

Serving swimmers better / Attracting non-swimmers

There are a number of activities that HCMA can implement that will better serve people who already swim and attract infrequent and non-swimmers.

Based on input of area residents, adding amenities of lockers, places to change clothes and showers will better serve all stakeholder groups.

To reach many people who are afraid of the water and/or have a fear of drowning, making life vests available will entice many to start swimming.

HCMA should offer programming that people stated the greatest interest of water exercise, water yoga classes, lap swimming, child lessons, water therapy & rehabilitation, receiving education in water safety, kayak lessons, and adult swim team swimming. The target demographics of residents of Detroit, people of color – especially Blacks, people in lower income households, those who are afraid of the water and/or have a fear of drowning, and those who do not swim or rarely swim are even more interested in these programs.

Messaging

The messaging that will be the most effective in increasing swimming activity are the things that avid swimmers, infrequent and non-swimmers voiced for why they swim and what they feel they would benefit from swimming; cardiovascular fitness, total body training, that swimming is a relaxing and peaceful form of exercise, stress relief and that swimming has less joint impact and stress.

Many people who are afraid of the water and/or have a fear of drowning view swimming as a pleasant way to cool down on a hot day, and that swimming is a pleasant way to spend time with family and/or friends. That is, many infrequent and non-swimmers define swimming more as splashing around in the water where they can stand with their heads above water.

Responding to the concern that some people have about the distance to swimming venues, and, to some extent, people's stated comfort at urban, suburban, and rural swimming sites, the location of swimming venues should be publicized to people in their communities.

Building on success stories

HCMA should learn about and build on success stories of other organizations that are also charged with serving swimmers and attracting infrequent and non-swimmers – especially people of color, inner city people and low income people.

SWIMMING BACKGROUND / SWIMMING ABILITY

*Question: How would you describe your **background in swimming** – either in a pool, lake, river, or pond? (Check all that apply)*

Overall findings

The top three responses were that people swam competitively in high school, college or beyond (38%), that people are casual, recreational swimmers (33%) and that respondents are more serious but still recreational swimmers (27%). However, there were many responses from casual swimmers; 17% said that they splash around in the water, 11% engage in water exercise programs and 8% said they exercise in the water for physical therapy. The survey also attracted responses from people who swam years ago but are not currently swimming (8%), area residents who are concerned about the possibility of drowning (8%), those who have never swum (3%), people who are scared to death of the water (1%) and people who formerly were concerned about the possibility of drowning but are no longer concerned (1%).

Differences by demographics

As was expected at the beginning of this initiative, residents of Detroit, people of color, especially Blacks, are less proficient swimmers than people in other demographics.

More Detroit residents

- ✓ Splash around in a pool or body of water – where they can stand with their heads above water (36% Detroit, 14% other geographies)
- ✓ Are concerned about the possibility of drowning (22% Detroit, 5% other geographies)
- ✓ Are scared to death of the water (6% Detroit, 1% other geographies)

Fewer Detroit residents

- ✓ Swam competitively in high school, college or beyond (15% Detroit, 41% other geographies)
- ✓ Are more serious but are still recreational swimmers (10% Detroit, 30% other geographies)

More African Americans

- ✓ Splash around in a pool or body of water – where they can stand with their heads above water (43% Blacks, 11% Whites)
- ✓ Are concerned about the possibility of drowning (33% Blacks, 3% Whites)

Fewer African Americans

- ✓ Swam competitively in high school, college or beyond (9% Blacks, 43% Whites)
- ✓ Are more serious but are still recreational swimmers (9% Blacks, 30% Whites)
- ✓ Swam years ago, but not currently (6% Blacks, 17% Whites)

More people of color

- ✓ Splash around in a pool or body of water – where they can stand with their heads above water (39% people of color, 11% Whites)
- ✓ Are concerned about the possibility of drowning (25% people of color, 3% Whites)

Fewer people of color

- ✓ Swam competitively in high school, college or beyond (19% people of color, 43% Whites)
- ✓ Are more serious but are still recreational swimmers (16% people of color, 30% Whites)

Fewer households with incomes under \$50,000 than \$100,000 or more

- ✓ Swam competitively in high school, college or beyond (22% lower income, 42% higher income)

Differences by gender

- ✓ More men than women swam competitively in high school, college or beyond (53% men, 31% women)
- ✓ More women than men reported they are casual, recreational swimmers (38% women, 21% men)
- ✓ More women than men reported they splash around in a pool or open water – where they can stand with their heads above water (20% women, 9% men)

SWIMMING BACKGROUND / SWIMMING ABILITY	
	% of respondents
I swam competitively in high school, college or beyond	38%
I'm a casual, recreational swimmer	33%
I'm a more serious but still recreational swimmer	27%
I splash around in a pool or open body of water – where I can stand with my head above water	17%
I engage in water exercise programs	11%
I swam years ago but not currently	8%
I exercise in the water for physical therapy	8%
I am concerned about the possibility of drowning	8%
I never have swum, but children who live with me do swim	2%
I never have swum	1%
I'm scared to death of the water	1%
I used to be concerned about the possibility of drowning but am no longer concerned	1%

* Percentages total more than 100% because of multiple responses.

CHILDREN LIVING IN THE HOUSEHOLD?

Question: Do you have children living with you?

Overall findings

About half (56%) of the respondents have children living with them. The remaining 44% do not.

Differences by demographics

- ✓ More people who swim at least once a month through the year have children (58% swimmers, 41% non-swimmers)

CHILDREN LIVING IN THE HOUSEHOLD?	
	% of respondents
Yes	56%
No	44%
Total	100%

CHILDREN'S SWIMMING ABILITY BY AGE

Question: Please enter the age for each child and note each child's swimming ability.

Overall findings

People who have children living with them were asked to note the swimming ability of their children in six age categories. As would be expected, swimming proficiency increases as children get older. Proficiency particularly increases from ages 4-5 to 6-9. Another big increase occurs from 6-9 to 10-13. There is considerably less improvement from ages 10-13 to 14-17 and from kids aged 14-17 to 18 and older.

Differences by demographics

Fewer African Americans regarding children 6-9 years old

- ✓ Can stop, turn around and swim towards the exit the water (20% Blacks, 75% Whites)

Fewer African Americans regarding children 10-13 years old

- ✓ Can float on their stomach or back, or tread water for about 1 minute (53% Blacks, 74% Whites)
- ✓ Can swim the length of a 25 yard pool without a life jacket (12% Blacks, 89% Whites)

Fewer people of color regarding children 10-13 years old

- ✓ Can swim the length of a 25 yard pool without a life jacket (26% Blacks, 89% Whites)

CHILDREN'S SWIMMING ABILITY BY AGE						
	< 4	4-5	6-9	10-13	14-17	18+
Can enter and exit the water on their own	54%	73%	83%	83%	83%	83%
Can put their entire head under the water on their own	41%	57%	73%	78%	82%	82%
Can stop, turn around and swim towards the exit of the water	17%	39%	64%	72%	77%	78%
Can float on their stomach or back, or tread water for about 1 minute	13%	27%	54%	69%	78%	81%
Can swim the length of a 25 yard pool without a life jacket	8%	10%	40%	73%	86%	88%
None of the above	40%	17%	7%	2%	1%	3%

* Percentages total more than 100% because of multiple responses to the first 5 questions in the table.

FREQUENCY OF SWIMMING

Question: If you swim, how frequently do you swim – either in a pool, lake, river, or pond – in warm weather months?

Question: If you swim, how frequently do you swim – either in a pool, lake, river, or pond – in cold weather months?

Overall findings

As would be expected, people swim more in warm weather months than during cold weather months. For example, for those who swim 1-3 times a month, 32% swim in warm weather months and 15% swim in cold weather months. However, the differences were not as stark among people who swim one to three times a week (35% warm weather vs. 27% cold weather) and those who swim 4-7 times a week (22% warm weather vs. 15% cold weather). For people who do not swim at all, percentages are much higher during cold weather months (43%) than warm weather months (11%).

Differences by demographics

More Detroit residents

- ✓ Do not swim at all in warm weather months (29% Detroit, 8% other geographies)
- ✓ Do not swim at all in cold weather months (71% Detroit, 38% other geographies)

More African Americans

- ✓ Reported that they do not swim at all in warm weather months (38% Blacks, 7% Whites)
- ✓ Reported that they do not swim at all in cold weather months (77% Blacks, 38% Whites)

More people of color

- ✓ Reported that they do not swim at all in warm weather months (30% people of color, 7% Whites)
- ✓ Reported that they do not swim at all in cold weather months (65% people of color, 38% Whites)

More households with incomes under \$50,000 than \$100,000 or more

- ✓ Do not swim at all during warm weather months (26% lower income, 7% higher income)
- ✓ Do not swim at all during cold weather months (60% lower income, 37% higher income)

Differences by gender

- ✓ More women than men reported that they do not swim at all during cold weather months (52% women, 23% men)

FREQUENCY OF SWIMMING	
	% of respondents
Warm weather months	
None	11%
1-3 times a month	32%
1-3 times a week	35%
4-7 times a week	22%
Total	100%
Cold weather months	
None	43%
1-3 times a month	15%
1-3 times a week	27%
4-7 times a week	15%
Total	100%

PLACES PEOPLE SWIM

Question: If you swim, please note the places you swim. (Check all that apply)

Overall findings

Swimmers' most used waters are lakes and ponds (70%), pools at recreation centers and health clubs (67%) and pools at hotels and condos when they travel (55%). Less popular are pools at private residences (31%), pools at high schools or colleges (28%) and rivers (13%).

PLACES PEOPLE SWIM	
	% of respondents
Lake or pond	70%
Swimming pool at a recreation center (Local government or private health club, YMCA, etc.)	67%
Swimming pool when we travel (Hotel, condo, etc.)	55%
Swimming pool at a residence (House, apartment, condo, town house)	31%
High school or college	28%
River	13%

* Percentages total more than 100% because of multiple responses.

REACTION TO PLACES TO CHANGE CLOTHES

Question: If you swim, what do you think about places to change clothes at places where you swim? (Check all that apply)

Overall findings

Only about a third of swimmers are satisfied with places to change clothes (36%), places to shower (31%) and opportunities to secure valuables (30%). Suggestions for improvements were adding lockers for clothing and valuables (47%), more places to change clothes (41%) and more showers (39%). About a third (38%) reported that they go to swimming venues in their swimming attire.

Differences by demographics

More Detroit residents

- ✓ Would like lockers to secure clothing and valuables added to swimming venues (58% Detroit, 45% other geographies)
- ✓ Would like more places to change clothes before and after swimming (55% Detroit, 39% other geographies)
- ✓ Would like showers to be added to places they swim (50% Detroit, 37% other geographies)

More African Americans

- ✓ Would like lockers to secure clothing and valuables added to swimming venues (65% Blacks, 44% Whites)

More people of color

- ✓ Would like lockers to secure clothing and valuables added to swimming venues (58% people of color, 44% Whites)

REACTION TO PLACES TO CHANGE CLOTHES	
	% of respondents
Would like additional amenities	
We would like lockers to secure clothing and valuables to be added to places where we swim	47%
We would like more places to change clothes before and after swimming	41%
We would like showers to be added to places where we swim	39%
I arrive at and leave the swimming venue in my swimming attire	
I arrive at and leave the swimming venue in my swimming attire	38%
Needs are being met	
Places to change clothes are meeting my household members' needs	36%
Places to shower after swimming are meeting my household members' needs	31%
Places to secure clothing and valuables are meeting my household members' needs	30%

* Percentages total more than 100% because of multiple responses.

IMPORTANCE OF SWIMMING TO HOUSEHOLD MEMBERS

*Question: (For all respondents) How important would you say swimming in a pool or open body of water is to **members of your household?***

Overall findings

Swimming is the most important recreational activity for 29% of families, tied for the most important for 33%, and an occasional activity for 27% of the respondents. Other responses were that people do not participate in swimming but that it is important to their families (6%), that it is a rare activity (5%) or that their families do not participate in swimming but that it is important to them (1%).

Differences by demographics

Fewer African Americans

- ✓ Reported that swimming is the most important recreational activity to their families (16% Blacks, 31% Whites)

Fewer people of color

- ✓ Reported that swimming is the most important recreational activity to their families (20% people of color, 31% Whites)

IMPORTANCE OF SWIMMING TO HOUSEHOLD MEMBERS	
	% of respondents
It is the most important recreational activity to us	29%
It is tied for our most important recreational activity	33%
It is an occasional recreational activity to us	27%
We do not participate in swimming presently, but it is important to us	6%
It is a rare recreational activity for us	5%
We do not participate in swimming	1%

* Percentages total more than 100% because of multiple responses.

INTEREST IN LEARNING TO SWIM / IMPROVING SWIMMING ABILITY

*Question: How interested would you say **you** are in learning to swim or if you already swim, improving your swimming ability?*

*Question: If you have children, how interested are you in having **your children** learning to swim, or if they already swim, improving their swimming ability?*

Overall findings

About two-thirds (69%) of the adults reported that they are very or somewhat interested in learning to swim or improving their swimming abilities. The percentage of very and somewhat interested increases to 77% for interest in having their children learn to swim or improve their swimming ability.

Differences by demographics

More adult Detroit residents

- ✓ Are very interested in learning to swim (68% Detroit, 43% other geographies)

More adult African Americans

- ✓ Are very interested in learning to swim (79% Blacks, 40% Whites)

More adult people of color

- ✓ Are very interested in learning to swim (69% people of color, 40% Whites)

Differences by gender

- ✓ More women are very interested in having their **children** learn to swim (67% women, 53% men)

INTEREST IN LEARNING TO SWIM / IMPROVING SWIMMING ABILITY	
	% of respondents
Adults	
Very interested	46%
Somewhat interested	23%
Minimal interest	14%
Not at all interested	14%
Not sure	3%
Total	100%
Children	
Very interested	63%
Somewhat interested	14%
Minimal interest	7%
Not at all interested	6%
Not sure	10%
Total	100%

WHAT PEOPLE ENJOY ABOUT SWIMMING / WHAT MIGHT INTEREST NON-SWIMMERS

Question: If you or members of your household:

Participate in swimming, what do you enjoy about swimming?

Do not participate in swimming, what things below might interest you or your family members?
(Check all that apply)

Overall findings

The things that people enjoy about swimming that reached at least a 60% mention were that swimming is good for cardiovascular fitness (70%), that it provides a total body training (66%), that swimming is a relaxing and peaceful form of exercise (66%), that it is good for stress relief (64%), that it provides a pleasant way to cool down on a hot day (61%), and that swimming has less joint impact and stress (60%). However, only 35% noted that water is easily accessible to them at pools, beaches, lakes, and rivers.

Differences by demographics

More people who are afraid of the water and/or have a fear of drowning

- ✓ Stated that swimming provides a pleasant way to cool down on a hot day compared to avid swimmers (76% fear, 55% swimmers)
- ✓ Stated that swimming is a pleasant way to spend time with family and/or friends compared to avid swimmers (74% fear, 53% swimmers)

WHAT PEOPLE ENJOY ABOUT SWIMMING / WHAT MIGHT INTEREST NON-SWIMMERS	
	% of respondents
Cardiovascular fitness	70%
Total body training	66%
Relaxing and peaceful form of exercise	66%
Stress relief	64%
It provides a pleasant way to cool down on a hot day	61%
Less joint impact and stress	60%
It is a healthy activity for children	59%
It is a pleasant way to spend time with family and/or friends	57%
To maintain a healthy weight	54%
Improves flexibility	40%
It is an activity with less chance of injury	39%
Low-impact therapy for some injuries and conditions	39%
It improves coordination, balance, and posture	37%
Water is easily accessible – at swimming pools, beaches, lakes, and rivers	35%

* Percentages total more than 100% because of multiple responses.

INTEREST IN SWIMMING PROGRAMS IN THE 5-COUNTY AREA

Question: Below is a list of swimming programs in the 5-county area that are presently available or could become available. Please note your or your household members' interest in each program.

Overall findings

Programming that received ratings of very interested of 25% or more of the respondents were water exercise (34%), water yoga classes (33%), lap swimming (33%), child lessons (32%), water therapy & rehabilitation (28%), receiving education in water safety (27%), kayak lessons (26%), and adult swim team swimming (25%).

Differences by demographics

To summarize the data splits below, the demographic groups that are more interested in many of the swimming programs are residents of Detroit, people of color – especially Blacks, people in lower income households, those who are afraid of the water and/or are concerned about drowning, and people who do not swim or rarely swim.

People who are more interested (very interested) in private swim lessons

- ✓ Residents of Detroit (52% Detroit, 19% other geographies)
- ✓ African Americans (56% Blacks, 17% Whites)
- ✓ People of color (45% people of color, 17% Whites)
- ✓ Incomes under \$50,000 vs. \$100,000 or more (42% vs. 19%)
- ✓ People who do not swim in warm or cold weather months (35% vs. 22% others)

People who are more interested (very interested) in group swim lessons

- ✓ Residents of Detroit (38% Detroit, 22% other geographies)
- ✓ African Americans (42% Blacks, 20% Whites)
- ✓ People of color (41% people of color, 20% Whites)

People who are more interested (very interested) in adult swim lessons

- ✓ Residents of Detroit (52% Detroit, 17% other geographies)
- ✓ African Americans (64% Blacks, 15% Whites)
- ✓ People of color (49% people of color, 15% Whites)
- ✓ Incomes under \$50,000 vs. \$100,000 or more (34% vs. 17%)
- ✓ Afraid of the water and/or have a fear of drowning (50% fear, 16% avid swimmers)
- ✓ People who do not swim in warm or cold weather months (43% vs. 20% others)

People who are more interested (very interested) in child swim lessons

- ✓ Residents of Detroit (54% Detroit, 28% other geographies)
- ✓ Women (35% women, 23% men)
- ✓ African Americans (55% Blacks, 27% Whites)
- ✓ People of color (51% people of color, 27% Whites)
- ✓ Incomes under \$50,000 vs. \$100,000 or more (49% vs. 26%)
- ✓ Afraid of the water and/or have a fear of drowning (51% fear, 27% avid swimmers)

People who are more interested (very interested) in parent and child swim lessons

- ✓ Residents of Detroit (44% Detroit, 16% other geographies)
- ✓ African Americans (46% Blacks, 14% Whites)
- ✓ People of color (42% people of color, 14% Whites)
- ✓ Incomes under \$50,000 vs. \$100,000 or more (37% vs. 14%)
- ✓ Afraid of the water and/or have a fear of drowning (41% fear, 16% avid swimmers)

People who are more interested (very interested) in receiving education in water safety

- ✓ Residents of Detroit (48% Detroit, 23% other geographies)
- ✓ Women (30% women, 19% men)
- ✓ African Americans (53% Blacks, 20% Whites)
- ✓ People of color (47% people of color, 20% Whites)
- ✓ Incomes under \$50,000 vs. \$100,000 or more (43% vs. 19%)
- ✓ Afraid of the water and/or have a fear of drowning (50% fear, 21% avid swimmers)

People who are more interested (very interested) in lap swimming

- ✓ Residents of Detroit (49% Detroit, 30% other geographies)
- ✓ African Americans (52% Blacks, 29% Whites)
- ✓ People of color (46% people of color, 29% Whites)

People who are more interested (very interested) in water exercise

- ✓ Residents of Detroit (56% Detroit, 31% other geographies)
- ✓ Women (41% women, 17% men)
- ✓ African Americans (68% Blacks, 29% Whites)
- ✓ People of color (53% people of color, 29% Whites)
- ✓ Incomes under \$50,000 vs. \$100,000 or more (49% vs. 26%)
- ✓ Afraid of the water and/or have a fear of drowning (52% fear, 25% avid swimmers)
- ✓ People who do not swim in warm or cold weather months (49% vs. 33% others)

People who are more interested (very interested) in water therapy & rehabilitation

- ✓ Residents of Detroit (55% Detroit, 23% other geographies)
- ✓ Women (31% women, 18% men)
- ✓ African Americans (68% Blacks, 21% Whites)
- ✓ People of color (52% people of color, 21% Whites)
- ✓ Incomes under \$50,000 vs. \$100,000 or more (47% vs. 19%)
- ✓ Afraid of the water and/or have a fear of drowning (40% fear, 20% avid swimmers)
- ✓ People who do not swim in warm or cold weather months (47% vs. 26% others)

People who are more interested (very interested) in water yoga classes

- ✓ Residents of Detroit (55% Detroit, 30% other geographies)
- ✓ Women (41% women, 12% men)
- ✓ African Americans (68% Blacks, 27% Whites)
- ✓ People of color (54% people of color, 27% Whites)
- ✓ Incomes under \$50,000 vs. \$100,000 or more (46% vs. 23%)
- ✓ Afraid of the water and/or have a fear of drowning (50% fear, 24% avid swimmers)
- ✓ People who do not swim in warm or cold weather months (53% vs. 31% others)

People who are more interested (very interested) in water yoga classes

- ✓ Residents of Detroit (37% Detroit, 23% other geographies)
- ✓ African Americans (39% Blacks, 22% Whites)
- ✓ People of color (36% people of color, 22% Whites)

INTEREST IN SWIMMING PROGRAMS IN THE 5-COUNTY AREA					
	Currently participate	Very interested	Somewhat interested	Not interested	Not sure
Water exercise	11%	34%	26%	25%	4%
Water yoga classes	1%	34%	23%	37%	5%
Lap swimming	36%	33%	15%	13%	3%
Child lessons	9%	32%	10%	43%	6%
Water therapy & rehabilitation	3%	28%	25%	37%	7%
Receiving education in water safety	3%	27%	24%	42%	4%
Kayak lessons	3%	26%	34%	33%	4%
Group swim lessons	10%	25%	21%	39%	5%
Adult swim team swimming	17%	25%	11%	43%	4%
Private swim lessons	6%	24%	22%	41%	7%
Adult swim lessons	5%	22%	22%	45%	6%
Scuba diving training	2%	21%	26%	45%	6%
Joining a swim team	23%	20%	16%	37%	4%
Parent and child swim lessons	2%	20%	9%	60%	9%
Adult lifeguarding training (15 and older)	8%	18%	13%	55%	6%
Junior lifeguarding (14 and younger)	1%	17%	12%	63%	7%
Water polo competition	1%	13%	20%	59%	7%
Artistic swimming (Synchronized swimming)	-	8%	13%	72%	7%

* Percentages total more than 100% because of multiple responses.

REACTION TO SWIMMING OPPORTUNITIES IN THE AREA

Question: What is your reaction to the following statements regarding swimming opportunities in your area? (Check all that apply)

Overall findings

Two-thirds (66%) of the respondents checked one or more of the statements while 34% checked only "None of the above." Responses with the highest percentages were that hours at swimming venues do not work into people's schedules (34%), water venues are too far from people's homes for them to participate (28%) and fees at water venues are higher than people want to pay (27%).

The above three sub-questions were deliberately posed with a negative slant. Thus, it should be interpreted that hours at swimming venues **do** work into people's schedules (66%), water venues are **not** too far from people's homes for them to participate (72%) and fees at water venues are **not** higher than people want to pay (73%).

Differences by demographics

Again, to summarize the data splits below, the demographic groups that more often noted the things about swimming opportunities in the area were again residents of Detroit, people of color – especially Blacks, people in lower income households, those who are afraid of the water and/or have a fear of drowning, and area residents who do not swim or rarely swim.

People who said that water venues are too far from my home to participate

- ✓ Residents of Detroit (44% Detroit, 25% other geographies)
- ✓ Women (30% women, 21% men)

People who said that fees at water venues are higher than they want to pay

- ✓ African Americans (40% Blacks, 24% Whites)
- ✓ People of color (37% people of color, 24% Whites)
- ✓ Incomes under \$50,000 vs. \$100,000 or more (49% vs. 19%)

People who said that there are not enough instructors available at pools

- ✓ Residents of Detroit (29% Detroit, 12% other geographies)
- ✓ Women (17% women, 8% men)
- ✓ African Americans (34% Blacks, 10% Whites)
- ✓ People of color (31% people of color, 10% Whites)
- ✓ Incomes under \$50,000 vs. \$100,000 or more (27% vs. 11%)
- ✓ Afraid of the water and/or have a fear of drowning (46% fear, 10% avid swimmers)

People who said they are not swimmers but enjoy water exercise

- ✓ Residents of Detroit (19% Detroit, 7% other geographies)
- ✓ Women (10% women, 3% men)
- ✓ African Americans (25% Blacks, 5% Whites)
- ✓ People of color (20% people of color, 5% Whites)
- ✓ Incomes under \$50,000 vs. \$100,000 or more (18% vs. 5%)
- ✓ Afraid of the water and/or have a fear of drowning (45% fear, 1% avid swimmers)
- ✓ People who do not swim in warm or cold weather months (31% vs. 6% others)

People who said that they are not comfortable in a boat, canoe, or kayak even with a life vest

- ✓ Residents of Detroit (16% Detroit, 4% other geographies)
- ✓ African Americans (20% Blacks, 3% Whites)
- ✓ People of color (16% people of color, 3% Whites)
- ✓ Incomes under \$50,000 vs. \$100,000 or more (17% vs. 2%)
- ✓ Afraid of the water and/or have a fear of drowning (27% fear, 1% avid swimmers)
- ✓ People who do not swim in warm or cold weather months (14% vs. 4% others)

People who said they would be interested in learning to swim better if life vests were available

- ✓ Residents of Detroit (25% Detroit, 2% other geographies)
- ✓ African Americans (34% Blacks, 1% Whites)
- ✓ People of color (23% people of color, 1% Whites)
- ✓ Incomes under \$50,000 vs. \$100,000 or more (22% vs. 2%)
- ✓ Afraid of the water and/or have a fear of drowning (27% fear, 1% avid swimmers)
- ✓ People who do not swim in warm or cold weather months (28% vs. 2% others)

People who said they would push their children to learn to swim if life vests were available

- ✓ Residents of Detroit (13% Detroit, 2% other geographies)
- ✓ African Americans (17% Blacks, 1% Whites)
- ✓ People of color (14% people of color, 1% Whites)
- ✓ Incomes under \$50,000 vs. \$100,000 or more (9% vs. 1%)
- ✓ Afraid of the water and/or have a fear of drowning (20% fear, 0% avid swimmers)
- ✓ People who do not swim in warm or cold weather months (9% vs. 3% others)

REACTION TO SWIMMING OPPORTUNITIES IN THE AREA	
	% of respondents
Hours at swimming opportunities do not work into my schedule	34%
Water venues are too far from my home for me to participate	28%
Fees at water venues are higher than I want to pay	27%
There are not enough instructors available at pools to teach me or my children to swim	15%
I am not a swimmer, but enjoy water exercise	9%
I am not comfortable in a boat, canoe, or kayak in open water – even with a life vest	6%
I would be interested in learning to swim or swim better if life vests were available	5%
I would push my children to learn to swim if life vests were available	3%
I am not athletic enough to participate in swimming	3%
I do not have reliable transportation to water venues	1%
None of the above	34%

* Percentages total more than 100% because of multiple responses.

FEELING WELCOME / SAFETY / COMFORT AT SWIMMING VENUES

Question: If you have visited a public swimming pool, beach, river, or pond / lake in the 5-county area, how would you rate the following?

Overall findings

The first table below is offered only to show the percentage of people who did not have an opinion about swimming venues. Because the survey successfully attracted many respondents who have not been to swimming sites in the 5-county area, many people had no opinion about the venues.

The second table shows how people who have visited the swimming sites react to the venues. When combining responses of somewhat disagree and strongly disagree, negative ratings ranged from 8% to 15% for five of the seven issues queried. Respondents disagreed the most that swimmers are respectful of others at swim venues (23%) and that people swim safely for themselves (24%).

Differences by demographics

People who strongly agree that they feel welcome at urban water venues

- ✓ Residents of Detroit (46% Detroit, 30% other geographies)

People who strongly agree that they feel welcome at suburban water venues

- ✓ Residents of areas outside Detroit (47% other geographies, 16% Detroit)
- ✓ Men (49% men, 40% women)
- ✓ Whites (48% Whites, 15% Blacks)
- ✓ Whites (48% Whites, 23% people of color)

People who strongly agree that they feel welcome at rural water venues

- ✓ Residents of areas outside Detroit (36% other geographies, 9% Detroit)
- ✓ Whites (37% Whites, 5% Blacks)
- ✓ Whites (37% Whites, 14% people of color)

People who strongly agree that activities at water venues are safe

- ✓ Residents of areas outside Detroit (39% other geographies, 21% Detroit)
- ✓ Men (48% men, 31% women)
- ✓ Whites (39% Whites, 21% Blacks)
- ✓ Whites (39% Whites, 26% people of color)

People who strongly agree that they feel comfortable swimming with strangers

- ✓ Whites (42% Whites, 26% Blacks)
- ✓ Whites (42% Whites, 29% people of color)

FEELING WELCOME / SAFETY / COMFORT AT SWIMMING VENUES – ALL RESPONDENTS					
	Strongly agree	Somewhat agree	Somewhat disagree	Strongly disagree	No Opinion
I feel welcome at suburban water venues	42%	33%	7%	2%	16%
I feel comfortable swimming with strangers	39%	44%	8%	3%	6%
The activities at the water venues are safe	36%	41%	6%	1%	16%
I feel welcome at urban water venues	32%	28%	6%	2%	32%
I feel welcome at rural water venues	32%	25%	5%	4%	34%
People are respectful of others at swim venues	20%	48%	18%	3%	11%
People swim safely for themselves	20%	43%	17%	3%	17%

FEELING WELCOME / SAFETY / COMFORT AT SWIMMING VENUES – THOSE WITH AN OPINION				
	Strongly agree	Somewhat Agree	Somewhat disagree	Strongly disagree
I feel welcome at suburban water venues	50%	39%	8%	3%
I feel comfortable swimming with strangers	41%	47%	9%	3%
The activities at the water venues are safe	43%	49%	7%	1%
I feel welcome at urban water venues	47%	41%	9%	3%
I feel welcome at rural water venues	48%	37%	8%	7%
People are respectful of others at swim venues	22%	55%	20%	3%
People swim safely for themselves	24%	52%	21%	3%

INCREASING PARTICIPATION IN SWIMMING

Question: Metroparks and other recreation-related organizations in the 5-county area would like to encourage people to begin swimming and for those who already swim, to entice them to swim more. What would increase your interest and participation in swimming?

Overall findings

Twenty-six things were mentioned by at least 1% of area residents for what would increase their participation in swimming. The top six were closer water venues (20%), having adult swim lessons offered (13%), more lap swim times (11%), more indoor swimming pools or the ability to use pools at high schools (10%), expanding hours at swimming facilities (9%), and lower fees (9%).

Differences by demographics

More interested in adult swim lessons

- ✓ Residents of Detroit (32% Detroit, 9% other geographies)
- ✓ African Americans (44% Blacks, 7% Whites)
- ✓ People of color (34% people of color, 7% Whites)
- ✓ Afraid of the water and/or have a fear of drowning (42% fear, 7% avid swimmers)
- ✓ People who do not swim in warm or cold weather months (31% vs. 11% others)

More interested in an increase in lap swimming times

- ✓ Men (16% men, 9% women)

INCREASING PARTICIPATION IN SWIMMING	
	% of respondents
Need closer water venues	20%
Adult swim lessons	13%
Offer more lap swim times	11%
Provide more indoor pools / Use High School pools	10%
Expand hours at the swimming facilities	9%
Lower fees	9%
Offer time for adult master swimmers	8%
Offer low-cost swim lessons for children	7%
Clean open waters / Pool water	7%
Nothing. Keep doing what you are doing!	6%
Construct Olympic-sized pools	6%
Publicize the current programs	5%
Accommodate longer distance swimming in open waters	4%
Provide more swimming venues in Detroit	3%
Offer water aerobics	3%
Have more lifeguards / Enforce safety measures with other swimmers	3%
Offer open water programs	2%
Hire trained, adult instructors, not High School swimmers	2%
Offer time for children master swimmers / Swim team	2%
Allow pool usage with a Parks pass	2%
Provide more outdoor pools	2%
Maintain pool facilities better / Upgrade facilities	2%
Offer water safety programs	1%
Add places to change clothes	1%
Offer swim lessons (General)	1%
Offer swimming programs for children with disabilities	1%
Provide secure lockers	1%

* Percentages total more than 100% because of multiple responses.

DEMOGRAPHICS

Question: Please tell us about your household:

Question: What is your gender?

Question: What race / ethnicity best describes you?

Question: Considering recent years and not just during Covid-19, into which of the following groups does your household income fall?

Question: If you would like to share your contact information so that the Huron-Clinton Metroparks can reach you periodically to inform you of recreational opportunities in the 5-county area, please share that below. Please be legible!

Adults & children in the household: Half (49%) of the respondents are part of households that have two or more adults and children, 31% of the households have two or more adults with no children, 14% were single adults with no children and 6% were single adults with children.

Gender: Most (70%) of the respondents were women, 29% were male and 1% identify themselves as non-binary.

Race / Ethnicity: Four in five (79%) of the respondents were Caucasian, 12% were African American, 3% were of multiple races, 3% were Hispanic or Latino, and 2% were Asian or Pacific Islander.

Household income: One in ten (11%) of the respondents reported household incomes of under \$50,000, 35% noted incomes of \$50,001 to \$99,999 and 54% indicated household incomes of \$100,000 or more.

Contact information: A total of 327 people provided their contact information to be shared with Metroparks to inform them of recreational opportunities in the 5-county area. Five of these gave only their email addresses. The sub-sample of 327 represents 32% of the 1,010 respondents to the survey.

Appendix A
Survey Instrument

5-COUNTY RECREATION SURVEY

We are conducting a survey of residents of Livingston, Macomb, Oakland, Washtenaw, and Wayne counties to determine people's interest and participation in recreation with a specific focus on swimming. Your input will be extremely valuable - even if you have minimal experience in swimming – and will be used to guide recreation programs and facilities in the 5-county area. We ask that a head of household, 18 years-old or older complete the survey.

The survey is being conducted by Counsilman-Hunsaker, a consulting firm that specializes in aquatics and the Denver-area research firm, Left Brain Concepts, Inc. All your responses will be anonymous. If you have questions, please contact Ms. Nina Kelly, Chief of Planning and Development at Huron-Clinton Metroparks at Nina.Kelly@metroparks.com or (810) 494-6043.

You can also respond electronically to this survey at <https://www.surveymonkey.com/r/HuronClinton>

Swimming background / Swimming ability

1. How would you describe your **background in swimming** – either in a pool, lake, river, or pond?
(Check all that apply)

1. Never have swam
2. I'm scared to death of the water
3. I am concerned about the possibility of drowning
4. I used to be concerned about the possibility of drowning but am no longer concerned
5. I never have swum, but children who live with me do swim
6. I swam years ago but not currently
7. I splash around in a pool or open body of water – where I can stand with my head above water
8. I exercise in the water for physical therapy
9. I engage in water exercise programs
10. I'm a casual, recreational swimmer
11. I'm a more serious but still recreational swimmer
12. I swam competitively in high school, college or beyond

2. Do you have children living with you?

1. No (Go to Q4)
2. Yes

3. Please enter the age for each child and note each child's swimming ability.

	Child 1	Child 2	Child 3	Child 4	Child 5
Age of each child					
Please note for each child if he/she:					
Can enter and exit the water on their own					
Can put their entire head under water on their own					
Can stop, turn around and swim towards the exit of the water					
Can float on their stomach or back, or tread water for about 1 minute					
Can swim the length of a 25 yard pool without a life jacket					
None of the above					

4. If you swim, how frequently do you swim – either in a pool, lake, river, or pond – in **warm weather months**?

1. None
2. 1-3 times a month
3. 1-3 times a week
4. 4-7 times a week

5. If you swim, how frequently do you swim in a pool in **cold weather months**?

1. None
2. 1-3 times a month
3. 1-3 times a week
4. 4-7 times a week

6. If you swim, please note the places you swim. (Check all that apply)

1. Swimming pool at a residence (House, apartment, condo, town house)
2. Swimming pool when we travel (Hotel, condo, etc.)
3. Swimming pool at a recreation center (Local government or private health club, YMCA, etc.)
4. Lake or pond
5. River
6. High school or college

7. If you swim, what do you think about places to change clothes at places where you swim? (Check all that apply)

1. I arrive at and leave the swimming venue in my swimming attire
2. Places to change clothes are meeting my household members' needs
3. Places to shower after swimming are meeting my household members' needs
4. Places to secure clothing and valuables are meeting my household members' needs
5. We would like more places to change clothes before and after swimming
6. We would like showers to be added to places where we swim
7. We would like lockers to secure clothing and valuables to be added to places where we swim

8. How important would you say swimming in a pool or open body of water is to **members of your household**?

1. It is the most important recreational activity to us
2. It is tied for our most important recreational activity
3. It is an occasional recreational activity to us
4. It is a rare recreational activity to us
5. We do not participate in swimming
6. We do not participate in swimming presently, but it is important to us

Interest in learning to swim / Improving swimming ability

9. How interested would you say **you** are in learning to swim or if you already swim, improving your swimming ability?

1. Very interested
2. Somewhat interested
3. Minimal interest
4. Not at all interested
5. Not sure

10. If you have children, how interested are you in having **your children** learning to swim, or if they already swim, improving their swimming ability?

1. Very interested
2. Somewhat interested
3. Minimal interest
4. Not at all interested
5. Not sure

11. If you or members of your household:

Participate in swimming, what do you enjoy about swimming?

Do not participate in swimming, what things below might interest you or your family members?

(Check all that apply)

1. Less joint impact and stress
2. Low-impact therapy for some injuries and conditions
3. Total body training
4. Cardiovascular fitness
5. To maintain a healthy weight
6. Relaxing and peaceful form of exercise
7. Stress relief
8. It improves coordination, balance, and posture
9. Improves flexibility
10. It provides a pleasant way to cool down on a hot day
11. Water is easily accessible – at swimming pools, beaches, lakes, and rivers
12. It is a pleasant way to spend time with family and/or friends
13. It is a healthy activity for children
14. It is an activity with less chance of injury

12. Below is a list of swimming programs in the 5-county area that are presently available or could become available. Please note your or your household members' interest in each program.

	Currently participate	Very interested	Somewhat interested	Not interested	Not sure
Private swim lessons					
Group swim lessons					
Adult swim lessons					
Child lessons					
Parent and child swim lessons					
Joining a swim team					
Adult lifeguarding training (15 and older)					
Junior lifeguarding training (14 and younger)					
Receiving education in water safety					
Lap swimming					
Adult swim team swimming					
Water exercise					
Water therapy & rehabilitation					
Water yoga classes					
Water polo competition					
Scuba diving training					
Kayak lessons					
Synchronized swimming (Water ballet)					

Reaction to swimming opportunities in the area

13. What is your reaction to the following statements regarding swimming opportunities in your area?
(Check all that apply)

1. Water venues are too far from my home for me to participate
2. I am not athletic enough to participate in swimming
3. There are not enough instructors available at pools to teach me or my children to swim
4. I would be interested to learning to swim or swim better if life vests were available
5. I would push my children to learning to swim if life vests were available
6. I am not comfortable in a boat, canoe, or kayak in open water – even with a life vest
7. Fees at water venues are higher than I want to pay
8. I am not a swimmer, but enjoy water exercise
9. Hours at swimming opportunities do not work into my schedule
10. I do not have reliable transportation to water venues
11. None of the above

14. If you have visited a public swimming pool, beach, river, or pond / lake in the 5-county area, how would you rate the following?

	Strongly agree	Somewhat agree	Somewhat disagree	Strongly disagree	No opinion
I feel welcome at urban water venues					
I feel welcome at suburban water venues					
I feel welcome at rural water venues					
The activities at the water venues are safe					
People swim safely for themselves					
People are respectful of others at swim venues					
I feel comfortable swimming with strangers					

Increasing participation in swimming

15. Metroparks and other recreation-related organizations in the 5-county area would like to encourage people to begin swimming and for those who already swim, to entice them to swim more. What would increase your interest and participation in swimming?

Demographics

Your responses to the following, as with all your responses in this survey, will be analyzed only when combined with all others. We are asking these demographic questions so we can determine how **all** residents of the 5-county area can be better served.

16. In what zip code is your home located? _____

17. Please tell us about your household.
- 1. Single adult, no children living with me
 - 2. Two or more adults, no children living with us
 - 3. Single adult household **with children** living with me
 - 4. Two or more adults in the household **with children** living with us

18. What is your gender?
- 1. Male
 - 2. Female
 - 3. Non-binary

19. Which race / ethnicity best describes you?
- 1. American Indian / Alaska Native
 - 2. Asian / Pacific Islander
 - 3. Black / African American
 - 4. Hispanic / Latino
 - 5. Middle Eastern / North African
 - 6. White / Caucasian
 - 7. Multiple ethnicity

20. Considering recent years and not just during Covid-19, into which of the following groups does your household income fall?
- 1. Under \$25,000
 - 2. \$25,000 to \$49,999
 - 3. \$50,000 to \$74,999
 - 4. \$75,000 to \$99,999
 - 5. \$100,000 to \$149,000
 - 6. \$150,000 and above

If you would like to share your contact information so that the Huron-Clinton Metroparks can reach you periodically to inform you of recreational opportunities in the 5-county area, please share that below. Please be legible!

Thank you for your input!

Your name: _____

Email address: _____

Appendix B: Lake Erie Metropark Great Wave Pool Audit (Jan



Lake Erie Metropark Great Wave Pool

Swimming Pool Audit



Counsilman · Hunsaker
AQUATICS FOR LIFE

January 20, 2022

2022)

Table of Contents

<i>A. EXECUTIVE SUMMARY</i>	3
<i>B. POOL INFORMATION</i>	5
<i>C. POOL ITEMS</i>	6
1. Structure and Finish	7
2. Main Drains	12
3. Perimeter Overflow System.....	13
4. Inlets.....	16
5. Access & Anchors	17
6. Markings	19
7. Deck and Pool Safety Equipment	20
<i>D. POOL MECHANICAL ITEMS</i>	23
1. Piping & Valves.....	24
2. Filtration.....	27
3. Pumps.....	30
4. Surge Capacity	33
5. Chemical Treatment.....	35
6. Chemical Controller & Water Chemistry	38
7. Wave Systems.....	39
8. Make-up Water	42
<i>E. OPINION OF PROBABLE COST</i>	43
APPENDIX A – NEW POOL STRUCTURE.....	45

A. EXECUTIVE SUMMARY

The Huron Clinton Metroparks (HCMA), commissioned Councilman-Hunsaker (CH) to provide an audit of the existing outdoor wave pool called the Lake Erie Great Wave Pool. A site visit was completed by Carl Nylander and Miklos Valdez of Councilman-Hunsaker and was conducted on January 20, 2022. The purpose of this site visit was to evaluate the existing facility, pool conditions and systems in compliance with current building codes and laws. This report is based on discussions with staff on site, the visual inspection during the site visit, existing available pool plans and assumptions based on industry best practices.

The wave pool was constructed nearly 40 years ago and is in a great location adjacent to Lake Erie and under the management of the Huron Clinton Metroparks system. The wave pool was one of the first constructed in Michigan and when the facility was originally constructed in the 1980s, it would see approximately 90,000 visitors annually. But over the years, attendance has dropped to 30,000-35,000 on an annual basis.

Some modest repairs and enhancements have been implemented including the barrier railing and concrete in 2004. The mechanical systems were generally in very good condition given their age and seasonal use. The original vacuum sand filter was replaced with vertical high rate sand tanks which are approaching the end of their useful life. The pumps are all newer and appeared in good condition.

The chlorination system is newer and both CO₂ and muriatic acid systems were in place to address pH control. While it's generally recommended to keep chemical systems in dedicated closets that are independently exhausted to the exterior, it's likely impractical to add on these spaces to the existing pump house. It's recommended that staff remain vigilant in limiting any fumes to escape. But a shorter expected life on the equipment systems, especially the controllers and electrical panels, is likely.

The original wave system was replaced with more up-to-date equipment in 1996, which included new blowers, air directional valves, splashguards, galvanized steel ducting, pneumatic components, and a motor control center. Aside from the control panel which was replaced in 2017, the wave equipment continues to function well given its age. Some atmospheric conditions have been improved with the addition of a heater in the winter to keep the space dry, a small dehumidification unit to address humidity in the equipment room during the winter, and a fan to keep air moving.

The biggest concern with the existing pool is the structure itself, specifically the floor slab, and interior finishes. HCMA maintenance staff has had to patch and repair localized areas of the pool's floor slab due to deterioration. The interior plaster finish delaminates from the substrate. Staff has reportedly patched it every season for at least 10 years just prior to opening. Specific materials were not provided for these repairs, though staff has indicated that they use a 'soil mixture' to repair the substrate before applying a new layer of Sunstone as the final interior pool finish.

The substrate was very poor in the areas exposed during the site inspection. It's unclear if the repairs are afforded the proper time to cure in the seasonal rush to get the pool operational following the winter once conditions are warm and dry enough. It's also unknown if a proper bond coat is applied

to the substrate prior to the plaster finish, and if either is suitable for installation with any moisture drive through the floor slab. A 2013 structural evaluation report analyzed core samples and recommended at the time for its full replacement.

As a qualification, this report was developed having observed the pool in the offseason once it was fully winterized. This inhibits the evaluation of equipment performance that can only be observed during operation. Councilman-Hunsaker relied on HCMA staff and experience evaluating similar commercial aquatic facilities to make educated assumptions.

This report references the “administrative code” or “code” which is the State of Michigan’s Department of Environment, Great Lakes, and Energy’s (EGLE) Public Act and Rules Governing Public Swimming Pools which is enforced by their internal Drinking Water and Environmental Health Division. Other applicable federal codes and rulebooks referenced are the Americans with Disabilities Act (ADA), the Virginia Graeme Baker Pool and Spa Safety Act (VGB), and ASME/ANSI A112.19.81.

The administrative code requirements must be satisfied if a major modification of the pool is undertaken or if an item or piece of equipment needs repair. The recommended repairs address all administrative code items identified in this report.

The following report also includes observations from Aquatic Development Group who was the manufacturer for the original wave system and the equipment currently in place, as well as McComas/O’Donnell & Naccarato for structural assessment of the 2013 report and current conditions. The following represents the findings of Councilman-Hunsaker, their team, and includes recommendations. Equipment systems and deficiencies that are identified in need of repair, replacement, and renovation are further explained in the report and itemized in the opinion of probably cost section at the conclusion of this report.

B. POOL INFORMATION

	Wave Pool	Sprayground
Length	180 feet	
Width	83 to 141 feet	
Surface Area	17,100 ft ²	2,924 ft ²
Perimeter	560 feet	231 feet
Depth	0 feet to 8 feet 3 inches	0
Volume	453,000 gallons	
Bather Load	1400 bathers	
Turnover Rate	4 hours 16 minutes	
Design Flow Rate	1768 GPM	
Filtration Method	High Rate Sand	
Filtration Area	117.6 SF	
Filtration Rate	15.03 GPM/SF	

*All information approximated from field observations and information provided by the HCMA.

C. POOL ITEMS

- 1. Structure and Finish**
- 2. Main Drains**
- 3. Perimeter Overflow System**
- 4. Inlets**
- 5. Access & Anchors**
- 6. Markings**
- 7. Deck & Pool Safety Equipment**

CH Observations, Comments and Recommendations:

1. Structure and Finish

Observations and Comments:

- a) The facility consists of one pool and an attached spray ground. Both are concrete structures with cementitious interior finishes that was reported to be a marcite or Sunstone product, ceramic tile at locations where there are assumed to be movement joints in the structure, and some paint located at the stair risers, depth transition, and a few other areas around the pool.
- b) The cementitious finish has been problematic for many seasons. Surface cracking was observed at areas that weren't fully delaminated or deteriorating. The latter conditions were widespread, especially across the shallow end of the wave pool.
- c) Cementitious pool finishes require submersion for curing. If areas are left exposed for prolonged periods of time, surface cracking is likely. Some products, such as Diamond Brite or Pebble Tec have larger quartz aggregate within the plaster mix which gives some color and added texture to the final pool finish. The quartz aggregate is also better at helping to hold the plaster together, though they are still not recommended for prolonged exposure to the atmosphere.
- d) In areas where the cementitious finish was exposed, there were areas that had a thicker than normal finish layer. Some areas were 1" and thicker. Application procedures including surface preparation, application, and curing, should always be confirmed with the specific manufacturer. But typically, most plaster products are applied at a thickness between 3/8" and 5/8".
- e) The substrate was in equally poor condition and is contributing to the finish deterioration. Staff reported that they typically use a soil mixture to patch the existing concrete prior to patch refinishing in May each year prior to opening the pool on Memorial Day.
- f) In 2013, several core samples were taken of the existing pool and analyzed. At the time, the pool was 30 years old. The key takeaways from that evaluation report were:
 - 1) The concrete in the walls were in relatively good condition with only isolated areas showing surface delamination and deterioration.
 - 2) Much of the concrete in the floor slab was in relatively poor condition at the time. Both the plaster and the top of the slab had significant delamination and debonding.

- 3) The report concluded with recommendations to either replace the entire structure or perform an extensive remediation including replacement of a significantly large portion of the slab.
- g) Due to weather, it was reported that sometimes the concrete patchwork is completed in a day or two, followed immediately by refinishing the pool interior.
 - h) There were a few small areas where corrosion bleed-through was observed from the structural reinforcement within the pool walls.
 - i) Ceramic tile was provided at what appeared to be expansion joints within the pool structure. The Sunstone product was finished up to the ceramic tile on either side of the joint. This is common practice for pool joint installation if a floor slab cannot be poured monolithically. The sealant can be removed and the joint cleaned out between the rows of tile as part of routine maintenance. However, the joint stopped at the stainless steel gutter and did not continue through the structure. As a result, large cracks were observed at the end of the tile and sealant.
 - j) No contrasting nosings were observed on the pool stairs. A minimum 2" wide stripe is required at the leading horizontal edge of all stair treads. The risers were painted; however, this does not comply with current health requirements.
 - k) Staff did not report any known water loss from the pool. For most pools that are not metered and do not have an accessible space under the deck and around the pool walls, water loss is typically not viewed as an issue. However, given the condition of the finishes and substrate, some regular water loss is probable during normal operation. While it's assumed that there are strong winds common at the site, evaporative and "splash out" losses are likely helped by the operating water level being well below the deck elevation.

Recommendations:

- a) It is not known if any of the recommendations from the 2013 evaluation report were followed. From the site inspection, it appeared that a large amount of the plaster was removed from the slab and the walls last fall. It also appears that large portions of the exposed concrete slab are cracked and delaminated.
- b) To ensure that a new finish will adhere to the slab, the existing finish and all delaminated concrete must be removed completely to sound concrete. All cracks must be repaired, and all deficient concrete must be replaced.
- c) Based on the visual inspection of the pool structure and the 2013 evaluation report, it's our professional opinion that the structure is at the end of its useful life. Another evaluation could be undertaken to determine the extent of deficient concrete in the

slab, However, since a large portion the structure was already deemed inadequate in the 2013 report, a recommendation to replace the structure is the probable outcome.

- d) An alternative approach to replacing the pool floor slab and providing a new interior finish would be to construct a stainless steel walled pool with a PVC membrane within the existing pool structure. A more in-depth description of this product and the installation process is included in Appendix A at the conclusion of this report.
- e) For most pool concrete repairs, a minimum 28-day cure time is recommended.
- f) Cementitious pool finishes require submersion for curing. If areas are left exposed for prolonged periods of time, surface cracking is likely. Some products, such as Diamond Brite or Pebble Tec have larger quartz aggregate within the plaster mix which gives some color and added texture to the final pool finish. The quartz aggregate is also better at helping to hold the plaster together, though they are still not recommended for prolonged exposure to the atmosphere.
- g) The alternative to a cementitious finish for an outdoor pool is paint. Paint is the cheapest option on the market and allows for a full draining and cleaning of the pool each season. However, most painted pool finishes require repainting every 2-3 seasons. There can also be added preparation work is the pool walls and floor were not cast-in-place or troweled to a smooth finish when the structure was originally placed.
- h) Once the pool floor repairs are properly cured, substrate conditions should be confirmed with the finish manufacturer. Some interior pool finishes can be sensitive, especially if applied over any waterproofing membrane, to elevated pH in the concrete, moisture vapor emissions (MVER), and/or relative humidity levels in the slab. These conditions can be exacerbated when there are high ground water conditions. And given the wave pool's close proximity to Lake Erie, it's presumed that ground water levels are likely above the deepest part of the pool floor.
- i) It is recommended that any local voids or areas that require patching be done so with mortar made from Xypex Patch 'n Plug and Xypex Megamix II. At areas where pool rebar has corrosion bleed-through, treat with rust inhibitor to maintain structural integrity and slow the spread of corrosion.
- j) Provide a minimum 2" wide contrasting nosing along all pool stairs. This 2" wide band should be on the horizontal surface but can also wrap the vertical tread for the top 2".
- k) It's recommended that a water meter be added to the potable water line serving as make-up to the wave pool. Readings on the totalizer should be documented infrequently (weekly or monthly). If higher water consumption is observed, it will be a clear indication that there is an unforeseen issue either with the pool structure or

piping. Based on internal calculations, the Lake Erie wave pool should conservatively lose 5,300 gallons per day, not accounting for the advantageous gutter conditions.

- 1) Should significantly higher water consumption levels be observed, or if the water level is not at the same elevation around the pool's perimeter when filled to the gutter, then it will be an indication that there is likely an issue below the pool floor causing settlement. This is common when a large pool loses water and washes away some of the backfill materials and can leave a void space. Void spaces can be identified through ground penetrating radar. Pool leaks can be identified using a colored dye test or sounding to help target areas of concern. And if buried piping is source of any leaks, then the piping system can be isolated via caps or balloons and pressurized. It's recommended to always use water (hydraulic) pressure instead of pressurizing via air (pneumatic) means.



Image 1: Wave Pool Deteriorated Finish & Substrate



Image 2: Crack Propagating from Termination of Expansion Joint at Gutter



Image 3: Delaminated Plaster Finish



Image 4: Corrosion Bleed-Through



Image 5: Finish & Substrate Deterioration at Expansion Joint



Image 6: Hairline Surface Cracking at Step Entry



Image 7: Finish Discoloration & Degradation



Image 8: Finish Condition in Submerged and Operating Condition



Image 9: Deteriorated Finish & Substrate along Side and End Walls

2. Main Drains

Observations and Comments:

- a) Four (4) sets of 12"x36" main drains are provided in the deep end of the wave pool. Each location has three covers and they appear to be anti-entrapment per Virginia Graeme Baker (VGB) Pool and Spa Safety Act. VGB was enacted nearly 15 years ago. Most plastic covers are only rated from 5 or 10 years of use and require replacement to stay compliant with the federal regulation. The drains are connected with 8" suction pipes.
- b) It is difficult to determine the manufacturer and model of the grates from the pool deck. It appears that the covers are similar to Waterway model 3783-250. Each of those 12"x12" covers are rated for 292 GPM at the code maximum 1.5 ft/sec velocity with the 62.4 square inch open area. If one of the four outlets is taken offline, the resulting velocity of 1.10 ft/sec which would be code compliant. The Waterway outlet covers are rated for 7 years before replacement is required.
- c) Based on the record drawings, each drain outlet should be provided with a hydrostatic relief valve. The purpose of hydrostats are to spring open and allow for ground water to enter into an empty pool through perforated piping when ground water levels are higher than the pool floor. If they are not in place or operational, empty pools risk the possibility of "floating" where hydrostatic pressures can exert an uplifting force to elevate the pool out of the ground.
- d) All main drains should also comply with ASME ANSI/APSP-16-2011 which requires a vertical separate between the top of the drain suction pipe to the underside of the drain cover of 1.5 times the suction pipe diameter.

Recommendations:

- a) Federal law requires that all VGB drain covers be replaced on the intervals specified by the manufacturer. It is assumed that the covers were installed more than seven (7) years ago and require replacement.
- b) When the pool is drained and the covers removed, confirm there is proper separation between the drain suction lines and the underside of the VGB cover.
- c) Also when the pool is fully drained, confirm that the hydrostatic relief valves are operational.



Image 10: Main Drains

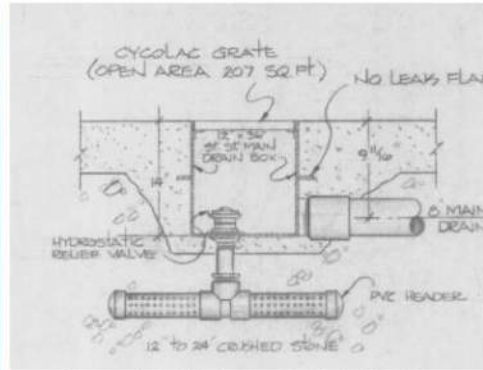


Image 11: Main Drain Detail with Hydrostatic Relief Valve

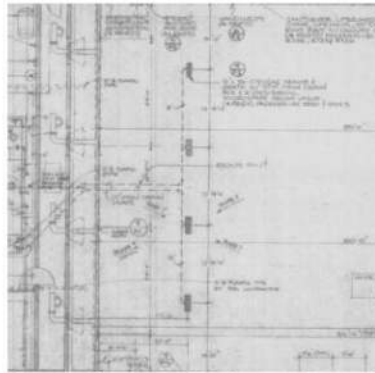


Image 12: Main Drains per Record Drawings

3. Perimeter Overflow System

Observations and Comments:

- a) A fully recessed stainless steel gutter is provided for removal of surface debris. The handhold at the gutter is 1'-8" below the deck elevation to allow for the necessary freeboard to accommodate wave amplitudes. For most pools 75-80% of the particulate filtered out of the pool water is lighter materials floating on the surface such as debris, oils, etc. An effective perimeter overflow is critical and an important health code requirement.

- b) There are a total of 20 surge weirs below the gutter handhold. These surge weirs are slotted openings that drain into the gutter trough. During quiescent conditions, the water level is maintained 2" below the handhold at these slotted weir openings. The weirs act more like skimmers in this scenario where surface particulate is only removed at those locations and not in between.
- c) The purpose of the surge weirs is to not only meet the surface treatment requirement, but also the surge capacity needs in an economical manner. Surge capacity is addressed later in this report, but a minimum of one gallon per square foot of pool surface area is required. This allows for displaced water from the body mass of swimmers to be captured in a separate tank and allow the pool to continue operating at the handhold or rim flow elevation for sanitary purposes whether one person is in the pool or several hundred. With surge weir designs, the surge capacity is within the pool itself. As more and more swimmers enter the pool, the water level rises closer and closer to the handhold. But only at peak occupancy is the full gutter trough working as intended.
- d) The gutter trough is not continuous around the full pool perimeter. It only starts along the sides of the wave pool 35 feet from the beach entry. While not compliant with current code regulations, it is assumed that the wave pool has a grandfathered exemption to this requirement based on the age of original construction.
- e) Sealant is provided both above and below the gutter where the stainless steel meets the concrete. The sealant was observed to be deteriorated in both locations at certain points around the pool.
- f) Some discoloration was observed on the stainless steel. Since stainless steel contains carbon, any material that is not fully submerged will discolor based on the amount of carbon content in that grade of stainless steel. This is not as significant of an issue compared to indoor pools because chloramines are exhausted to the atmosphere.

Recommendations:

- a) Local health regulations do not allow for skimmers on pools larger than 2,400 square feet. With the wave pool more than seven times larger than this maximum size, they would not be approved for installation. But the surge weirs, which operate in a very similar fashion, just not with direct suction, are permitted. If a larger surge tank is ultimately provided that can accommodate at least 17,100 gallons of capacity, then the surge weirs can be abandoned and the pool can operate at the handhold elevation which would allow for surface particulate removal over the entire length of the gutter trough.
- b) The 35 feet of missing gutter on either side of the pool are assumed to be a grandfathered exemption that would only be required should the pool undergo a

significant renovation. In the meantime, these areas will likely see more debris and bacteriological growth that will need to be addressed by staff.

- c) Replace sealant in joints above and below the stainless steel gutter with a chlorine-resistant material suitable for pool applications.
- d) Clean discoloration from stainless steel with an approved cleaning agent such as SpectraClean by Spectrum Products.



Image 13: Discoloration on Face of Stainless Steel Gutter Trough



Image 14: Interior Gutter Channel Profile



Image 15: Surge Weir and Gutter Hand Hold



Image 16: Deterioration of Sealant Above Gutter and Concrete



Image 17: Gutter Operating at Surge Weir Elevation



Image 18: Deterioration of Sealant below the Stainless Steel Gutter

4. Inlets

Observations and Comments:

- a) Filtered and treated water is introduced into the pool via $\frac{1}{2}$ " openings in the bottom of the stainless steel gutter. A return supply tube is located within the gutter trough. These openings are spaced 22" apart with a total of 170 openings over the length of the gutter. And these openings are located 10" below water level. Current health code requires wall inlets to be at least 12" below the operating water level.
- b) The stainless steel gutter does not run the entire length of the pool. At the beach entry, eight (8) floor inlets are provided.
- c) Assuming each floor inlet is provided approximately 30 GPM, 9.9 GPM is provided at each $\frac{1}{2}$ " gutter inlet resulting in an orifice velocity of 16.1 ft/sec.
- d) Wall inlets can inhibit recirculated water in quiescent conditions to circulate treated water in the middle of the pool as velocities tend to "short cycle" to the perimeter gutter. Many codes do not allow them for pools as wide as the wave pool for this reason.

Recommendations:

- a) No action is recommended to the wall inlet system. While velocities may exceed current code requirements, or the depth is shallower than what is allowed per current regulations, the installed system should be 'grandfathered' into acceptance and will not require correction unless a major renovation is undertaken.



Image 19: 3/8" Gutter Return Tube Inlets

5. Access & Anchors

Observations and Comments:

- a) Egress ladders with recessed step pockets are provided at four (4) locations on the sides of the wave pool. There was some discoloration due to years of use but were generally in fair condition.
- b) A short ramp entry is provided at one side of the zero beach entry into the wave pool. It's unclear if the original intent of this ramp was to provide ADA access into the wave pool, but it is not compliant with accessibility regulations. The current ramp transitions from the pool deck to the water level that is 20" lower. Only one handrail is provided along the ramp. At the opposite side of the beach entry from the ramp is a wide stair entry with two steps.
- c) A barrier railing is provided along the beach entry, presumably to discourage access into the wave pool from the sides. Another railing is provided alongside of the spray feature area adjacent to the stairs. The railings and anchors appeared to be in good condition.

Recommendations:

- a) All stainless steel that is not fully submerged will exhibit signs of corrosion. Discoloration and corrosion are much less aggressive in an outdoor environment where any chloramines escape to the atmosphere. Spectra Clean or similar stainless steel cleaners for pool environments should be used to clean all stainless steel above the water level, such as barrier railings and ladders.

- b) Compliant ADA access into all pools, regardless of their age of original construction, has been required since the federal government enacted the regulations in 2010. Some exemptions are allowed for wave pools. A secondary means of access is not required, like conventional pools, when the perimeter exceeds 300 lineal feet. And ramp entries do not require landings at 24 to 30 inch changes in elevation. Only two railings are required at the pool's sloped entry and they do not need to be installed next to one another like a conventional ramp entry. Often in wave pools, they are at opposite sides of the beach entry. The railings should extend to at least 24" of pool depth where swimmers are considered buoyant.
- c) Any embeds within 5'-0" of the pool require bonding and grounding per NEC 680.
- d) A minimum 2" wide contrasting band is required by code on the treads of the stair entry.



Image 20: Ramp Entry and Barrier Railing



Image 21: Noncompliant ADA Ramp Entry



Image 22: Deep End Ladder Rails



Image 23: Egress Ladder



Image 24: Splash Pad Railing



Image 25: Beach Entry Stairs

6. Markings

Observations and Comments:

- a) Some of the depth markings around the wave pool's perimeter are manufactured and others are painted. Some of both types appeared faded and very difficult to read. Code requires horizontal depth markings on the deck and vertical depth markings on the pool walls at the same locations. Depth markings are necessary at any depth contour changes, vertical depth changes of 24", and no more than 25 feet apart from one another around the pool's perimeter. Markings are not required at the zero beach entry.
- b) Some "No Entry" signs were observed, but there were not any "No Diving" warning signs. Code requires No Diving warning signs at areas where the water depth is less than five (5) feet and is recommended to be spaced at no more than 25 feet apart.

Recommendations:

- a) Depth markings and warning signs should meet current code requirements, regardless of the original date of construction. Typically, depth markers and warning signs are not subject to grandfathered exemptive status. Vertical depth markings are recommended at all locations where horizontal depths are provided.
- b) "No Diving" warning signs are recommended around the pool at shallow water areas in similar size as the depth markers.
- c) The contrasting depth bands are not continuous across the pool floor and up the side walls and should continue to the handhold per industry standard.



Image 26: No Entry Perimeter Deck Sign



Image 27: Faded Depth Marking



Image 28: Faded Painted Deck Markings



Image 29: Vertical Depth Marking

7. Deck and Pool Safety Equipment

Observations and Comments:

- a) Since the site assessment took place during the offseason, little pool safety equipment was observed. Fixed lifeguard stands were observed in fair condition. Ring buoys were seen fixed to perimeter fencing.
- b) Emergency stops for the wave system equipment were observed that the lifeguard stands.

- c) The deck surrounding the pool was all concrete and appeared in good condition given its age. Hairline cracks were observed around the stanchion anchors and above the wave caisson chambers. Some of these appear to have been patched.
- d) Since the pool was not operating during the site inspection, drainage couldn't be confirmed. However, there was little staining to indicate low spot areas, aside from atop the wave caisson chambers where no drainage is present.
- e) There are areas where the sealant between the back of the pool wall and the surrounding deck as deteriorated, is missing, or the backing material isn't set.

Recommendations:

- a) During operation, the ring buoys are recommended to be adjacent to the lifeguard stands for quicker access by lifeguards during a rescue operation.
- b) Regularly test the wave system emergency stops to confirm proper operation.
- c) Confirm that at least one spineboard with head immobilizer, first aid kit, blood borne pathogen kit, shepherd's hook and reaching pole, a megaphone for public address and for each lifeguard during peak occupancy, one resuscitation mask, rescue tube, and whistle. These are the minimum safety requirements of local health code for a public pool.
- d) Significant forces are typical at wave pool caisson chambers. Minor hairline cracks are common and should just be monitored.
- e) The sealant around the pool is recommended to be replaced. Deck-O-Seal, or a similar product rated for pool deck applications and in the presence of chlorinated water, is recommended. Backing material will need to be replaced as needed.



Image 30: Wave Pool Emergency Stop



Image 31: Ring Buoy and Throw Rope



Image 32: Deck Discoloration Likely from Standing Water



Image 33: Deck Cracking at Wave Caissons



Image 34: Deteriorating Deck Sealant and Exposed Joint Backing



Image 35: Missing Deck Sealant between Pool Wall and Deck



Image 36: Hairline Cracking at Railing Anchor

D. POOL MECHANICAL ITEMS

- 1. Piping & Valves**
- 2. Filtration**
- 3. Pumps**
- 4. Surge Capacity**
- 5. Chemical Treatment**
- 6. Chemical Controller & Water Chemistry**
- 7. Wave Systems**
- 8. Make-Up Water**

CH Observations, Comments and Recommendations:

1. Piping & Valves

Observations and Comments:

- a) The exposed piping in the pool and spa mechanical rooms is painted Schedule 80 PVC. Most appeared in good condition, but since the inspection happened while the pool was winterized, it could not be confirmed if there were any leaks.
- b) Some valve hardware and supports were corroded in the surge tank and mechanical room. The valves were not manipulated to confirm range of operation. Coatings help protect against discoloration and corrosion; however, the pool chemicals are all within the same climactic space, along with the open top surge tank, and have been allowed to off-gas leading to the corrosion to all uncoated ferrous metals and the deterioration of some equipment.
- c) A few poured concrete thrust blocks were observed which help limit any movement in the piping system.
- d) Two flow meters were installed on the pool's recirculation piping. One was a digital flow meter and the second was an analog model, both from GF Signet. The first was located after the filter and the other after the return line splits downstream. The second location is not common, though it can be used in this installation to ensure that the return line flow rates are balanced following the split or tee. With the pool not in operation during the site inspection, flow meter readings could not be observed to confirm the design flow rates are met.
- e) No flow meter was installed on the backwash piping discharging from filter system.
- f) The suction lines from the surge tank into each recirculation pump is 10" resulting in an internal pipe flow velocity of 8.69 ft/sec (Sch 80) based on a recirculation flow rate of 1918 GPM. A 10" discharge comes off each pump which will have the same velocity. This assumes a recirculation flow rate of 1918 GPM and that the 50 hp pumps are alternated during operation.
- g) The filter system has a 6" backwash line to the waste pit. With a filter area in each vessel of 19.6 SF and a filtration rate of 16.3 GPM/SF, the backwash flow rate is approximately 320 GPM. With a 6" Sch 80 PVC pipe, the velocity is 4.01 ft/sec. One of the valves within the waste pit was reported by staff to not be operable.
- h) The filtered water splits into 8" supplies each serving 50% of the pool. At 50% of the recirculation rate, the water velocity is 6.85 ft/sec.

- i) The sprayground pump pulls approximately 150 GPM from the pool's return line. The suction piping into the feature pump is 3", as is the pump discharge piping into the feature manifold. This results in a velocity of 7.47 ft/sec.

Recommendations:

- a) Digital flow meters with magmeters are recommended for the most accurate flow readings. They should be installed at least 10 pipe diameters downstream from the nearest fitting and 4 pipe diameters upstream from the next fitting. The sensors installed were much closer than recommended which likely result in some turbulence at the sensors and less accurate readings.
- b) Valve stems are recommended along with the replacement of any inoperable valves within the waste pit.
- c) Maximum pipe velocities per code are 5 feet per second for any suction piping and 10 feet per second for any return piping. Assuming that the recirculation pumps are sized for 1918 GPM and are alternated, the 10" suction pipe should be at least 16" to comply with code. For the sprayground, the 3" suction line should be increased to 4" at 150 GPM.
- d) Impact flow meters should be provided on the backwash piping for the filter discharge and on the pool drain down line. Impact flow meters should be spaced per manufacturer's directions, typically 10 pipe diameters downstream from the nearest fitting and 4 pipe diameters upstream from the nearest fitting.
- e) All corroded valve hardware, hangers, and supports should be replaced with appropriate materials for the environment. Clevis hangers should be supported from the building structure, not from other piping systems.



Image 37: Surge Tank Valves



Image 38: Valve Corrosion



Image 39: Mechanical Room Piping with Concrete Thrust Blocks



Image 40: Waste Pit Valves



Image 41: Filter Valves



Image 42: Filter Air Relief



Image 43: Digital Flow Meter Display & Sensor



Image 44: Analog Flow Meter



Image 45: Sprayground Flo-Vis Flow Meter



Image 46: Sprayground Feature Manifold



Image 47: Unsupported Strut and Pipe Guides / Straps



Image 48: Flow Meter Sensor

2. Filtration

Observations and Comments:

- a) The original pool was constructed in 1982/83 with a vacuum sand filter based on the record drawings. It was replaced by six (6) vertical high-rate sand filter tanks in 1998 when the vac sand filter was converted into the wave pool's surge tank.
- b) Vertical sand filtration is not common in current new pool design domestically. If a facility utilizes high-rate sand filtration, the tanks are nearly always horizontal in orientation which allows for more efficient installations. However, vertical sand filters have a greater sand bed depth and can offer superior filtration depending on the amount of gravel and location of the laterals.

- c) The filter appeared in fair to good condition despite its age. The filter manufacturer, Recreonics, is still in the aquatics industry; however, they do not manufacture commercial filters, so outside sources would be required for any servicing or parts.
- d) All of the six (6) filter tanks are steel. Often, steel filters are provided with a lined coating on the interior. Most filter tank coatings get damaged, especially over 20+ years of use. Once the lining is compromised, corrosion will ensue and often becomes visible on the exterior of the filter tank. Little corrosion was evident from outside of the tanks except for the legs and some supports. However, this does not guarantee that the interior of the filter tanks are in good condition.
- e) Each filter tank has 19.6 SF of filter area resulting in a total filter area of 117.6 SF. Based on the recirculation rate of 1918 GPM, the filtration rate is 16.31 GPM/SF. While most sand filters are tested to a maximum filtration rate of 20 GPM/SF, most commercial filter manufacturers do not recommend them for filtration rates above 15 GPM/SF.
- f) The sand within the filters was reportedly replaced five (5) years ago during the offseason.
- g) Backwashing of the filters is done via linked valves to reverse the filter's flow. Since there isn't a VFD, it is assumed that the flow rate remains approximately 320 GPM through each filter tank. This is the same flow rate as is regularly recirculated back to the pool. This will result in a similar backwash rate to the filtration rate, 16.3 GPM/SF which is slightly lower than recommended for backwashing purposes. Fluidization of the media bed is important for a thorough backwashing. Recommended bed expansions typically aren't obtained at rates less than 18-20 GPM/SF.
- h) Staff reported that the filters are typically backwashed on 1-2 week intervals to a 24" diameter gravity well to storm. No flow meter was provided on the backwash pipe to indicate the rate of backwash or discharge to waste.
- i) Each sand filter is provided with a small tap in the top of the tank to bleed any trapped air. Discoloration was observed on some of the filter tanks from the use of these air relief valves.

Recommendations:

- a) Given that the vertical sand filters are nearly 25 years old and the manufacturer is no longer in the market for parts and servicing, it's recommended that the existing filters be replaced in the next 2-3 years. High rate sand filters are historically replaced every 25-30 years. Fiberglass filters are recommended for replacement instead of lined steel tanks.

- b) Should Metro Parks look to get more life than 2-3 years out of the filter, the media within the tank will be recommended for replacement. When the sand is removed, close inspection should be performed of each filter tank's interior lining as well as the condition of the internal laterals. It is not uncommon for sand filter laterals to fail at some point during their life. When they do, it is typically evident as sand can be seen in the pool itself.
- c) The installation of a VFD on the recirculation pump may be able to program for a slightly higher flow rate for backwashing purposes to improve on the media bed fluidization.
- d) Provide an impact flow meter on the backwash line with appropriate spacing from fittings and valves per manufacturer's installation recommendations.



Image 49: Vertical Sand Filtration Tanks



Image 50: Corrosion at Filter Support Leg



Image 51: Corrosion at Filter Support Legs and Discoloration Likely from a Leak



Image 52: Sanitary Waste Pit



Image 53: Filter Gauge Panel



Image 54: Backwashing Sight Glass

3. Pumps

Observations and Comments:

- a) Two vertical in-line, split coupled pumps are installed above the surge tank for recirculating the pool water. Both pumps are 50 hp and 3 phase with 10" suction and discharge pipes.
- b) Neither pump had a vacuum or compound gauge on the suction side or a pressure gauge on the discharge side.
- c) Some corrosion was observed on the uncoated pump components, presumably a result of being mounted above the open top surge tank. (Additional narrative on the surge tank and off-gassing later is in more detail later in the report.)
- d) The pump motors appeared to be electrically bonded; however, some of the recirculation equipment did not appear to have a bonding connection including the Accu-Tab chlorinator booster pump, water chemistry controller, or the steel filter tanks.
- e) A 10 horsepower vertical multistage booster pump was installed to supply water to the spray features in the beach entry. It appeared that this pump was installed in 2017 and still appeared to be in good condition. This pump model is provided with 304 (standard) or 316 (premium) stainless steel on all internal wetted parts. Stainless steel with lower carbon content is better suited for chlorinated water as it will discolor and corrode at a slower rate. So, a 316 grade is preferred to 304, and 316L is more suitable than 316. With the pump internals not fully submerged in pool water during periods when the spray features are not on or during the offseason, eventual discoloration and corrosion are very likely.

- f) There appears to be some challenges to service access to the two 50 hp recirculation pumps. Overhead access seems to be utilized for pulling the pump motors.
- g) Conventional motor starters were provided for the three pool pumps. The enclosures appeared in good condition though the chemicals off-gassing from the open-top surge tank should expect to have a deteriorating effect on their life expectancy.

Recommendations:

- a) It is recommended that a back-up pump be provided for pool recirculation and the sprayground features. While it's believed that the recirculation pumps still have several years of useful life remaining, pumps like most equipment, are experiencing several month's lead time with current supply chain delays. Should the pump(s) fail, the pool will need to be shut down until a replacement can be purchased and installed and would likely jeopardize the remainder of the summer season. The failure of the sprayground pump wouldn't be as catastrophic; however, the materials and use of this pump make it more susceptible to operational issues.
- b) Operable vacuum/compound gauge should be provided on the suction side of all pumps and a proper pressure gauge on each pump's discharge. These gauges should be located as close to the pump itself for the most accurate readings.
- c) The pump curve for all pumps is recommended to be laminated and wall-mounted for reference within the pool mechanical room. If flow meters fail in the future, pump performance and operational conditions can still be determined by referencing the curves.
- d) When any pumps require replacement, it is recommended to be provided with a fusion bonded epoxy coating, similar to Scotchkote 134, to protect against the chlorinated water.
- e) When the motor starters require replacement, a variable frequency drive is recommended. VFDs typically pay for themselves after approximately 2 years of service from the energy savings on year-round pools. Swimming pool recirculation systems have to be designed for fully-loaded filters which only happen about 5% of the time. During the other 95% of the time, the pumps operate at a less efficient point on the pump curve which is why VFDs are valuable for these installations. Recirculation pump VFDs are typically controlled via flow cells downstream of the recirculation pumps and filters.
- f) All recirculation components should be bonded and grounded per National Electric Code (NEC) 680. This includes pool shell reinforcement, deck embeds within 5'-0" of the pool, at least 3'-0" of deck reinforcement around the pool, all spray features, pumps, filters, heaters, chemical feed pumps, surge tank, and controllers.



Image 55: Vertical Recirculation Pump



Image 56: Corrosion at Recirculation Pump Base and Frame



Image 57: Overhead Access for Servicing Recirculation Pumps



Image 58: Corrosion at Vertical In-Line Split Coupled Pump



Image 59: Wave Pool System Bond Wiring



Image 60: Recirculation Pump Starter Panel



Image 61: Sprayground Pump



Image 62: Sprayground Pump Starter

4. Surge Capacity

Observations and Comments:

- a) An open top steel tank is used for the wave pool's required surge capacity. The facility was originally operated with a vacuum sand filter for the first 13-15 years of the pool's operation. It appears that the current surge tank was this original filter that has been repurposed. Some areas of corrosion were observed.
- b) The rim of the surge tank was 29" above the mechanical room floor slab which appeared to be approximately 5" above the pool's operating water level.
- c) There was no float within the surge tank to balance the draw of water from the main drains and gutter system. The absence of a float valve and with the pool not in operation at the time of the site inspection, it's unknown what the operating water level is within the surge tank. The tank was dimensioned to be 16'-0" long x 6'-0" wide x 8'-0" deep. This results in an empty capacity of 768 cubic feet. A minimum of one (1) gallon of surge capacity is needed per code for each square foot of filter area. For the Lake Erie wave pool, a minimum of 2,286 CF is required.
- d) The atmosphere within a typical surge tank is very aggressive. With the chlorinated water continually churning, chloramines are continually off-gassed. Since the surge tank has an open top, this aggressive air escapes within the pool mechanical areas and will impact the condition of any uncoated ferrous metals and shorten the life of some equipment and control panels.

Recommendations:

- a) While the surge capacity is only 33 percent of the minimum required per current code (and likely closer to 20-25% during actual operations), the pool qualifies for a 'grandfathered' exemption given the date of original construction. Compliance would only be necessary should the pool undergo a major renovation.
- b) The old vacuum sand filter can continue to serve as the pool's surge tank; however, it's recommended that a new coating be provided to address the corrosion observed. Advanced corrosion can lead to the tank's failure and would lead to leaks.
- c) Covers are available for vacuum sand filters or open surge tanks to limit off-gassing into a pool equipment room. One is recommended to maximize the life expectancy and performance of equipment and systems within the space.



Image 63: Corrosion at Coated Steel Surge Tank



Image 64: Corrosion at Coated Steel Surge Tank



Image 65: Make-up Water Fill at Surge Tank



Image 66: Surge Tank During Normal Operation

5. Chemical Treatment

Observations and Comments:

- a) Calcium hypochlorite (solid chlorine) is the primary sanitizer for the wave pool. The Accu-Tab erosion feeder is located within the main pool mechanical space. It was reported to be a new unit and appeared to be in good condition.
- b) A couple of different injection points were observed for the chlorine system, one on each side of the filtered water split. This approach should help ensure a more balanced distribution of treated water back to the pool.
- c) Carbon dioxide (CO₂) is used for pH control of the pool water. A large 750 lb bulk tank was in the pool mechanical room and appears to be the primary pH buffering agent. CO₂ is an asphyxiating gas that is colorless and odorless. No leak detection system was observed in the mechanical room.
- d) There was also a smaller double-walled muriatic acid tank with a peristaltic pump in the mechanical room. The tank was on an elevated stand and appeared to have a storage capacity of approximately 25 gallons.
- e) Poly tubing is provided between the acid pump and injection point which is at the filter header piping.
- f) NFPA chemical hazard signage and material safety information was not observed where the primary chemicals were used and stored for the pool. No MSDS information was observed during the site visit.

Recommendations:

- a) The pool chemicals are recommended to be stored in dedicated chemical closets to be exhausted independently to the exterior, typically at rates around 15-20 air changes per hour, depending on specific code requirements. They should be under a negative pressure relative to adjacent spaces and enclosed with a proper fire rating. This will help limit corrosion due to chemical off-gassing attacking the space.
- b) NFPA chemical hazard signage was not provided for the chemicals stored on site and material safety data information was not observed. These should be located on the chemical room doors per code. And each room should be provided with the relevant MSDS information in the event of a spill or accident.
- c) Erosion feeders, chemical product containers, and the bulk acid tank should be kept fully sealed to limit any off-gassing.

- d) An acid scrubber is recommended to be installed on the top of the bulk tank. Since acid is extremely corrosive if allowed to off-gas the scrubber helps to limit these gasses that escape to the atmosphere.
- e) At the point of injection for the chemicals into the recirculation piping, it's recommended that they're installed with threaded pipe saddles which will limit the chemical leaks observed at both pools.
- f) The amount of chemical stored on site should not exceed the fire rating for which the room was designed. For calcium hypochlorite, typically product that is in the hopper does not count towards storage quantities. But under H-2 occupancy, most jurisdictions don't allow for more than 200 lbs to be stored in the same space.
- g) Poly tubing can become brittle and is subject to leaks and failure. It's recommended to plumb the chemical injections with a short run of poly tubing off the feed pump which then can connect to a Sch 80 PVC pipe to route the supply into the main return line.
- h) Dry A:B:C-type fire extinguishers are not recommended in the presence of chlorine-containing oxidizers. The reaction between the oxidizer and the ammonium salts in the fire extinguishing agent may produce an explosive compound (NCl_3). Carbon dioxide or other agents that depend on their smothering action for effective use will be of no value in extinguishing fires involving oxidizers. It is recommended that water-based fire extinguishers be used instead.
- i) CO_2 is an asphyxiating gas. It should be stored in a space with a minimum of 20 ACH and is recommended that a CO_2 alarm be provided to detect elevated levels and potentially a life-threatening situation.



Image 67: Accu-Tab Chlorinator



Image 68: Bulk Carbon Dioxide Tank



Image 69: Muriatic Acid Storage Tank & Stand



Image 70: Chemical Storage



Image 71: Chemical Storage Closet



Image 72: Chemical Injection Tap



Image 73: Chlorinator Side Stream Taps



Image 74: Acid Feed Pump and Poly Piping

6. Chemical Controller & Water Chemistry

Observations and Comments:

- a) A BECSys 2 water chemistry controller is installed. It is a newer controller that is not original to the pool. It has limited functionality as it is one of the basic BECS controllers. It appears that it is only used for chlorine and pH management.
- b) Since the pool was not in operation at the time of the facility assessment, the controller's performance was not observed.
- c) No remote access appeared to be provided for the controller.

Recommendations:

- a) It is strongly recommended that regular cleaning protocols are maintained for the controller's probes per manufacturer's recommendations. Once the pool is in operation, manual water chemistry readings should be done at the sample cell to confirm the controller's readings and calibrate if needed. A photometric test kit, such as Palintest 6, provides the more accurate readings compared to a standard Taylor test kit, and is recommended for calibration purposes.
- b) Confirm that the pool recirculation systems are interlocked with that recirculation pumps so that if there is no power to the recirculation pump, there is no power to that pool's other recirculation components.
- c) If there is a need for remote alert to maintenance staff when chemistry parameters are out-of-range or in alarm, a wireless module can likely interface with the controller to provide instant notifications via text or email.



Image 75: Water Chemistry Controller



Image 76: Chemical Controller Wiring & Sample Cell



Image 77: Sample Cell

7. Wave Systems

Observations and Comments:

- a) The WaveTek wave system was reported to have been installed as part of the original construction of the pool in 1983. Staff reported that the system was first put into service for the summer of 1985. However, the manufacturer, Aquatic Development Group, and their records indicate that the original wave system was replaced with newer equipment in 1996. These upgrades consisted of new blowers, air directional valves, splashguards, galvanized steel ducting, pneumatic components, and a motor control center.
- b) The existing system at the facility consists of three (3) 100 hp blowers that discharge into fabricated steel ducting that distributes air to four (4) stainless steel, WaveTek, Verawave pneumatically actuated directional valves.
- c) Compressed air is provided by a 20 hp Saylor Beal reciprocating air compressor. The compressor was observed to be significantly corroded.
- d) The pneumatic system piping, fittings, regulators, lubricators, solenoids, and tubing all appear to be in good condition and were reported to be operating properly.
- e) Electronic controls were replaced in 1996 and again by WaveTek in 2017 with an integrated, PLC-based motor control center that includes motor starters.
- f) While the wave system and equipment weren't observed during operation, the entire system appeared to be in good condition given its age. All of the equipment systems appear to have been very well maintained and found to be in much better condition than anticipated, likely due to attentive maintenance practices.

- g) Air movement and noise suppression is important for a wave equipment room. The wave systems were not observed in operation, but staff has installed a portable dehumidifier in the space which has reportedly helped tremendously with the conditions in the space and condition of the wave equipment. Corrosion and an absence of some of the original baffles was observed.

Recommendations:

- a) It's recommended that the air compressor be replaced given it's observed condition.
- b) While the remaining wave equipment is in good condition given its age, it is recommended to replace the system in the next few years. Improvements in wave generation technology since 1996 would result in a new wave system able to provide equal performance with less horsepower and save Metro Parks in annual operational costs.
- c) The wave fans are recommended to be supported from the floor until a new system is provided.
- d) Replace the acoustical baffles within the wave equipment space.
- e) If the wave pool structure is modified with a new interior structure (see Appendix), a shallower deep end at the caissons is recommended. Staff reported that there are frequent rescues in this area of the pool. Deep water design was typical in 1980s wave pools, advancements in pool floor and caisson geometry has allowed pool depths to be decreased while maintaining wave performance.



Image 78: Wave Caissons



Image 79: Control Panel



Image 80: Corroded Wave System Air Compressor



Image 81: Dehumidifier for Wave Pool Equipment Space



Image 82: Corroded Baffles in Equipment Room



Image 83: Motor and Unsupported Fan



Image 84: Wave Generation Starter



Image 85: Corroded Fasteners

8. Make-up Water

Observations and Comments:

- a) The water make-up appears to be controlled manually for the wave pool. An automatic level controller was observed and likely original to the pool; however, it has been abandoned. Staff mentioned that the $\frac{3}{4}$ " make-up for the automatic water level controller is not able to keep up with water lost due to leaks, splash-out, and evaporation. Approximately 12 GPM should be able to flow through the $\frac{3}{4}$ " make-up water line. Based on the pool's size, this equates to a little more than 1.5" of depth in the pool per day.
- b) From an image included below during the wave pool's operation, the water does not seem to be maintained at the perimeter overflow gutter.

Recommendations:

- a) More than 1.5" of water loss per day is much more than should be anticipated, especially for a wave pool where splash-out and evaporation losses are less than conventional pools due to the difference in deck and water level elevations. Once repairs are made to the pool structure, the 1.5" per day losses should be reduced and the $\frac{3}{4}$ " make-up supply should be able to keep up.
- b) An automated water level controller is recommended to maintain the water at the gutter level to ensure the surface is continually treated and filtered where 80% of the pool debris resides on average.
- c) A dedicated water meter is recommended to be provided for the pool system so that regular water consumption can be monitored to more quickly alert staff if there is a future water loss due to a pipe break below grade or a compromise in the pool structure.



Image 86: Water Shy of Beach Entry Gutter



Image 87: Water Level Control Panel

E. OPINION OF PROBABLE COST

The following opinion of probable cost addresses the items identified in this report needing repair, replacement or renovation. It is recommended that, when prudent, the renovation tasks should be bundled to be more cost effective. This efficiency may result in an overall savings in the project cost. Please note that several of the items may either be dependent on another item and some may be more or less intensive based on testing results. Additionally, some line items render other options not applicable.

Item	Unit	Unit Cost	Quantity	Total Cost
Remediate joints at the stainless steel gutter and provide new chlorine-resistant sealant	LF	\$ 3	1140	\$ 3,420
Allowance for crack remediation within the existing wave pool structure and treatment of any rebar corrosion with rust inhibitor	Lump Sum	\$ 12,000	1	\$ 12,000
Provide a new floor slab for the entire wave pool with the new deep end shallower per current wave pool industry standards. Dowel new floor slab into the existing walls that are to remain.	Lump Sum	\$ 1,800,000	1	\$ 1,800,000
Provide a new quartz aggregate finish within the renovated pool.	SF	\$ 12	18500	\$ 222,000
Provide an epoxy painted finish within the renovated pool.	SF	\$ 4	18500	\$ 74,000
Provide contrasting nosings, new depth markers and warning signs, and a full contrasting band at the changes in water depth zones per code	Lump Sum	\$ 2,500	1	\$ 2,500
Provide new VGB compliant main drain covers	Each	\$ 250	12	\$ 3,000
Add ADA compliant railings within the wave pool zero entry with bonded and grounded anchors	Lump Sum	\$ 18,000	1	\$ 18,000
Provide variable frequency drives for all three pumps with bypasses	Each	\$ 11,000	3	\$ 33,000
Provide a digital flow meter for the recirculation system to replace the analog model	Each	\$ 1,200	1	\$ 1,200
Provide impact flow meter on the backwash piping	Each	\$ 250	1	\$ 250
Add valve stems and replace valves in the waste pit	Lump Sum	\$ 1,800	1	\$ 1,800
Allowance for replacement of corroded valve hardware, hangars and improper supports	Lump Sum	\$ 8,500	1	\$ 8,500
Provide a spare wave pool recirculation pump and motor as attic stock for emergency replacement	Each	\$ 22,500	1	\$ 22,500
Provide a spare sprayground feature pump and motor as attic stock for emergency replacement	Each	\$ 11,500	1	\$ 11,500
Provide common bonding connection for all recirculation system components and test for continuity	Lump Sum	\$ 5,000	1	\$ 5,000

Table 1: Opinion of Probable Repair & Renovation Costs

Item	Unit	Unit Cost	Quantity	Total Cost
Provide compound and pressure gauges for each pump	Each	\$ 120	6	\$ 720
Provide new high rate sand filters	Lump Sum	\$ 165,000	1	\$ 165,000
Provide new sand media for the existing sand filters	Lump Sum	\$ 7,000	1	\$ 7,000
Provide NFPA signage and MSDS information for chemicals stored at the site.	Lump Sum	\$ 75	3	\$ 225
Provide a cover for the surge tank to limit chloramine off-gassing within the pool mechanical room	Each	\$ 3,500	1	\$ 3,500
Provide an acid scrubber for installation on the bulk muriatic acid tank	Each	\$ 850	1	\$ 850
Replace chemical piping and saddles at injection points	Lump Sum	\$ 5,000	1	\$ 5,000
Provide a water-based fire extinguisher	Each	\$ 200	1	\$ 200
Provide a CO ₂ alarm and monitor within the pool mechanical room.	Each	\$ 1,200	1	\$ 1,200
Install an automatic water level controller to manage pool water levels from the surge tank	Each	\$ 9,700	1	\$ 9,700
Provide a new air compressor for the existing wave system	Each	\$ 4,750	1	\$ 4,750
Provide a full replacement of the existing wave equipment	Lump Sum	\$ 400,000	1	\$ 400,000
Myrtha RenovAction stainless steel pool structure with PVC membrane	Lump Sum	\$ 1,415,000	1	\$ 1,415,000

Table 1: Opinion of Probable Repair & Renovation Costs (cont.)

Notes:

- 1) Repair costs do not account for draining, refilling, heating, or chemical treatment costs.
- 2) The engineer has no control over the cost of labor, materials, equipment, or over the contractor's methods of determining prices or over competitive bidding or market conditions. Opinions of probable costs provided herein are based on the information known to the engineer at this time and represent only the engineer's judgment as a design professional familiar with the construction industry. The engineer cannot and does not guarantee that proposals, bids, or actual construction costs will not vary from its opinions of probable costs.

APPENDIX A – NEW POOL STRUCTURE

Given the persistent challenges with the existing pool structure, finishes, and annual repairs, an option that may warrant consideration by the Huron-Clinton Metro Parks is the construction of a new pool within the existing structure. A “RenovAction” solution would give new life to the Lake Erie wave pool for decades to come. This would be a proprietary system from Myrtha Pools. It has been implemented effectively on many similar existing pool shells that exhibit many of the same operational and performance issues that face problematic structural issues over decades of use.

A RenovAction consists of thin rails that are mechanically secured to the existing structure for the installation of modular stainless steel panels and finished with a fiberglass reinforced composite membrane. Since the pool is not used for competitions and exact course lengths are not critical, it will likely be most cost effective to construct the RenovAction system within the existing pool tank reducing the overall pool area minimally. The existing stainless steel gutter would be removed and a new wall panel system with perimeter overflow gutter would be provided. This option would come with a 25-year warranty on the structure and 10-year warranty for waterproofing integrity.

The panels and materials will come from Italy, so there is a significant lead time that needs to be built into the timeline for approvals, fabrication, and shipment. To get a feeling for the procurement time needed, on a recent project for a 50 meter pool RenovAction, Myrtha requested 120 days from time of initial deposit until the materials were on site. Once on site, the actual installation could start and finish easily within one off-season. As mentioned, the RenovAction system would receive a new gutter around the full pool perimeter, as well new main drain sumps and return fittings.

Below are before and after example images from some other RenovAction installations in the U.S.




Before and After Images #1: Rochester Recreation Center – Rochester, MN



Before and After Images #2: Simpson Park – Lakeland, FL




Before and After Images #3: Miami Dade College – Miami, FL



Before and After Images #4: Memorial Pool – Pasco, WA

The renovated pool would be provided with a “Softwalk” finish at the shallow ends of the pool. This will provide a superior walking surface for swimmers in the beach entry. The total opinion of cost for the Myrtha RenovAction system with Softwalk membrane is \$1,415,000.

Other options are available, such as the Myrtha “Skin” which provides a complete steel pool solution as the product consists of the same Myrtha steel/PVC technology, but with a thickness of 0.5mm (25 Gauge) and is supplied in rolls. The installation follows a similar procedure as the Myrtha Evolution membrane, with expansion joints to allow for any future potential movement of the floor.



Myrtha Skin: Stainless Steel Rolls & Installation

Appendix C: Southeast Michigan Aquatic Facilities

Facilities

Facility Name	Street Address	City	Zip Code	County	Public/Private/Non-Profit	Indoor/Outdoor
Adams Butzel Recreation Complex	10500 Lyndon St	Detroit	48238	Wayne	Public	Indoor
Anchor Bay Aquatic Center	52401 Ashley St.	New Baltimore	48047	Macomb	Public	Indoor
Ann Arbor YMCA	400 W. Washington St.	Ann Arbor	48103	Washtenaw	Non-Profit	Indoor
Aqua-Tots Swim School - Canton	43335 Joy Rd.	Canton	48187	Wayne	Private	Indoor
Aqua-Tots Swim School - Dearborn	24365 Michigan Ave.	Dearborn	48124	Wayne	Private	Indoor
Aqua-Tots Swim School - Farmington Hills	31221 W. 14 Mile Rd.	Farmington Hills	48334	Oakland	Private	Indoor
Aqua-Tots Swim School - Novi	44225 W. 12 Mile Rd. Suite 103	Novi	48377	Oakland	Private	Indoor
Aqua-Tots Swim School - Sterling Heights	44891 Hayes Rd.	Sterling Heights	48313	Macomb	Private	Indoor
Aqua-Tots Swim School - Troy	846 E. Big Beaver Rd.	Troy	48083	Oakland	Private	Indoor
Beechview Swim and Tennis Club	27000 Westmeath Ct.	Farmington Hills	48334	Oakland	Private	Outdoor
Birmingham Athletic Club	4033 Maple Road	Bloomfield Hills	48301	Oakland	Private	Outdoor
Birmingham Family YMCA	400 E. Lincoln St.	Birmingham	48009	Oakland	Non-Profit	Indoor
Boll Family YMCA	1401 Broadway	Detroit	48226	Wayne	Non-Profit	Indoor
Brandon Aquatic & Fitness Center	1025 S. Ortonville Rd.	Ortonville	48462	Oakland	Public	Indoor
Brennan Pools	21415 Plymouth	Detroit	48228	Wayne	Public	Outdoor
British Swim School - Northwest Detroit	42100 Crescent Blvd.	Novi	48375	Oakland	Private	Indoor
British Swim School - South Lyon	22185 Pontiac Trail	South Lyon	48178	Oakland	Private	Indoor
British Swim School - Wise Academy	922 N. Beech Daly Rd.	Dearborn Heights	48127	Wayne	Private	Indoor
Buhr Park Pool	2751 Packard St.	Ann Arbor	48108	Washtenaw	Public	Outdoor
Carls Family YMCA	3300 Family Dr.	Milford	48381	Oakland	Non-Profit	Both
Castle Garden Swim Club	14501 Hix St.	Livonia	48154	Wayne	Private	Outdoor
Charles S. Cameron Pool	445 Mayer Dr.	Chelsea	48118	Washtenaw	Public	Indoor
Chelsea Wellness Center	14800 E. Old Hwy 12	Chelsea	48118	Washtenaw	Private	Indoor
Chippewa Club	2525 Gofside Dr.	Ypsilanti	48197	Washtenaw	Private	Outdoor

Clements Circle Park Pool	9999 Harrison St.	Livonia	48150	Wayne	Public	Outdoor
Coleman A. Young Recreation Center	2751 Robert Bradby Dr.	Detroit	48207	Wayne	Public	Indoor
Colony Swim Club	8300 N. Beck Rd.	Canton	48187	Wayne	Private	Outdoor
Cranbrook Swim Club	30580 Evergreen Rd.	Southfield	48076	Oakland	Private	Outdoor
Dearborn Country Club	800 N. Military St.	Dearborn	48124	Wayne	Private	Outdoor
Dexter Community Pool	3060 Kensington St.	Dexter	48130	Washtenaw	Public	Indoor
Donald B. Canham Natatorium - University of Michigan	500 E. Hoover Ave.	Ann Arbor	48104	Washtenaw	Private	Indoor
Downriver Family YMCA	16777 Northline Rd.	Southgate	48195	Wayne	Non-Profit	Indoor
Dunworth Pool & Water Park	801 N. Denwood St.	Dearborn	48128	Wayne	Public	Outdoor
Edgewood Country Club	8399 Commerce Rd.	Commerce Charter Township	48383	Oakland	Private	Outdoor
Eisenhower High School Pool	6500 25 Mile Rd.	Shelby Township	48316	Macomb	Private	Indoor
Farmington Family YMCA	28100 Farmington Rd.	Farmington Hills	48334	Oakland	Non-Profit	Indoor
Flat Rock Community Center	1 Maguire St.	Flat Rock	48134	Wayne	Public	Indoor
Ford Woods Pool & Water Park	5700 Greenfield Rd.	Dearborn	48126	Wayne	Public	Outdoor
Forest Lake Country Club	1401 Club Drive	Bloomfield Hills	48302	Oakland	Private	Outdoor
Franklin Hills Country Club	31675 Inkster Road	Franklin	48025	Oakland	Private	Outdoor
Fraser Aquatics	34270 Garfield	Fraser	48026	Macomb	Private	Indoor
Fuller Park Pool	1519 Fuller Rd.	Ann Arbor	48105	Washtenaw	Public	Outdoor
Georgetown Country Club	1365 King George Blvd.	Ann Arbor	48108	Washtenaw	Private	Outdoor
Goldfish Swim School - Ann Arbor	2107 West Stadium Blvd.	Ann Arbor	48103	Washtenaw	Private	Indoor
Goldfish Swim School - Birmingham	2388 Cole St. Ste. 101	Birmingham	48009	Oakland	Private	Indoor
Goldfish Swim School - Canton	225 Sheldon Rd.	Canton	48187	Wayne	Private	Indoor
Goldfish Swim School - Clarkston	6340 Waldon Center Dr.	Village of Clarkston	48346	Oakland	Private	Indoor
Goldfish Swim School - Farmington Hills	22710 Haggerty Rd. #200	Farmington Hills	48335	Oakland	Private	Indoor
Goldfish Swim School - Macomb	18377 Hall Rd.	Macomb	48044	Macomb	Private	Indoor

Goldfish Swim School - Rochester	550 South Street	Rochester	48307	Oakland	Private	Indoor
Great Lakes Athletic Club	3800 Baldwin Rd.	Lake Orion	48359	Oakland	Private	Both
Grosse Pointe Shores Pool	800 Lake Shores Rd.	Grosse Pointe Shores	48236	Wayne	Private	Outdoor
Hamburg Fitness Center & Campsite	8540 Hamburg Rd.	Brighton	48116	Livingston	Private	Indoor
Hartland Caroselli Aquatic Center	10635 Dunham Rd.	Hartland	48353	Livingston	Public	Indoor
Heilmann Recreation Center Pool	19601 Crusade St.	Detroit	48205	Wayne	Public	Indoor
Highlander Aquatic & Fitness Center	1224 W. Grand River Rd.	Howell	48843	Livingston	Public	Indoor
Huron Valley Pools & Fitness	1630 Bogie Lake Rd.	White Lake	48383	Oakland	Private	Indoor
Huron Valley Swim Club	4601 Park Rd.	Ann Arbor	48103	Washtenaw	Private	Outdoor
Island Lake of Novi Swimming Pool	50444 Drakes Bay Dr.	Novi	48374	Oakland	Private	Outdoor
Jack E. Kirksey Livonia Community Recreation Center	15100 Hubbard St.	Livonia	48154	Wayne	Public	Indoor
Jewish Community Center of Metropolitan Detroit	6600 W. Maple Rd.	West Bloomfield Township	48322	Oakland	Non-Profit	Both
Joseph Walker Williams Center	8431 Rosa Parks Blvd.	Detroit	48206	Wayne	Public	Indoor
Kennedy Aquatic Center	3101 West Rd.	Trenton	48183	Wayne	Public	Outdoor
Knollwood Country Club	5050 West Maple Road	West Bloomfield	48322	Oakland	Private	Outdoor
LA Fitness - Bloomfield Hills	2050 South Telegraph Rd.	Bloomfield Hills	48302	Oakland	Private	
LA Fitness - Clinton Township	17500 Hall Road	Clinton Township	48038	Macomb	Private	Indoor
LA Fitness - Grosse Pointe Woods	22327 Moross Rd.	Detroit	48236	Wayne	Private	Indoor
LA Fitness - Livonia	30273 Plymouth Rd.	Livonia	48150	Wayne	Private	Indoor
LA Fitness - Livonia North	29659 7 Mile Rd.	Livonia	48152	Wayne	Private	Indoor
LA Fitness - Plymouth	41128 Ann Arbor Rd. E	Plymouth	48170	Wayne	Private	Indoor
LA Fitness - Roseville	31055 Gratiot Ave.	Roseville	48066	Macomb	Private	Indoor
LA Fitness - Royal Oaks	25352 Woodward Ave.	Royal Oak	48067	Oakland	Private	Indoor
LA Fitness - Southfield	28661 Telegraph Rd.	Southfield	48034	Oakland	Private	Indoor
LA Fitness - Sterling Heights	44777 Mpimd Rd.	Sterling Heights	48314	Macomb	Private	Indoor
LA Fitness - Troy Big Beaver Rd.	710 E. Big Beaver Rd.	Troy	48083	Oakland	Private	Indoor

LA Fitness - Troy Maple Rd.	3501 West Maple Rd. Suite A	Troy	48084	Oakland	Private	Indoor
Lac Sainte Clair Pool	27600 Jefferson Ave.	St. Clair Shores	48081	Macomb	Public	Outdoor
Lake Erie Metropark	32481 W. Jefferson Ave.	Brownstown Charter Township	48173	Wayne	Non-Profit	Outdoor
Lapeer Pool	13614 Michigan Ave.	Dearborn	48126	Wayne	Public	Outdoor
Liberty Athletic Club	2975 W. Liberty Rd.	Ann Arbor	48103	Washtenaw	Private	Both
Life Time - Canton	1700 N. Haggerty Rd.	Canton	48187	Wayne	Private	Both
Life Time - Commerce Charter	2901 Commerce Crossing	Commerce Charter Township	48390	Oakland	Private	Both
Life Time - Novi	40000 High Pointe Blvd.	Novi	48375	Oakland	Private	Both
Life Time - Rochester Hills	200 W. Avon Rd.	Rochester Hills	48307	Oakland	Private	Both
Life Time - Shelby Township	14843 Lakeside Blvd. N	Shelby Township	48315	Macomb	Private	Both
Life Time - Troy	4700 Investment Dr.	Troy	48098	Oakland	Private	Indoor
Lower Huron Metropark Turtle Cove Family Aquatic Center	40151 E Huron River Dr	Belleville	48111	Wayne	Non-Profit	Outdoor
Mack Indoor Pool	715 Brooks St.	Ann Arbor	48103	Washtenaw	Public	Indoor
Macomb Family YMCA	10 N. River Rd.	Mt. Clemens	48043	Macomb	Non-Profit	Indoor
Macomb Township Recreation Center	20699 Macomb St.	Macomb	48042	Macomb	Public	Indoor
Matthaei Center Pool - Wayne State University	42 W. Warren Ave.	Detroit	48202	Wayne	Private	Indoor
Melvindale Veterans Memorial Pool	3155 Oakwood Boulevard	Melvindale	48122	Wayne	Public	Outdoor
Meri Lou Murray Recreation Center	2960 Washtenaw Ave.	Ann Arbor	48104	Washtenaw	Public	Indoor
Michael H. Jones Natatorium - Eastern Michigan University	100 Olds/Robb	Ypsilanti	48197	Washtenaw	Private	Indoor
Neff Park Pool	17150 E. Jefferson Ave.	Grosse Pointe	48230	Wayne	Public	Outdoor
Neighborhood Club	17150 Waterloo St.	Grosse Pointe	48230	Wayne	Private	Indoor
Newburgh Swim Club	15915 Newburgh Rd.	Livonia	48154	Wayne	Private	Outdoor
North Campus Recreation Building - University of Michigan	2375 Hubbard Rd.	Ann Arbor	48109	Washtenaw	Private	Indoor
Northville Swim Club	646 W. Baseline Rd.	Northville	48167	Oakland	Private	Outdoor

Northwest Activities Center	18100 Myers Rd.	Detroit	48235	Wayne	Public	Indoor
Oak Park Municipal Pool	14300 Oak Park Blvd.	Oak Park	48237	Oakland	Public	Outdoor
Oak Pointe Country Club	4500 Club Dr.	Brighton	48116	Livingston	Private	Outdoor
Oakland University Aquatic Center	2200 N. Squirrel Rd.	Rochester	48309	Oakland	Public	Indoor
Orchard Hills Athletic Club	2050 Prairie St.	Ann Arbor	48105	Washtenaw	Private	Outdoor
Orchard Hills Athletic Club - Dolphin Pool	2050 Prairie St.	Ann Arbor	48105	Washtenaw	Private	Outdoor
Paint Creek Country Club	2375 Stanton Rd.	Lake Orion	48362	Oakland	Private	Outdoor
Patton Community Center Pool	2301 Woodmere St.	Detroit	48209	Wayne	Public	Indoor
Pier Park Pool & Beach	350 Lake Shore Rd.	Grosse Pointe Farms	48236	Wayne	Public	Outdoor
Pleasant Ridge Community Pool	4 Ridge Rd.	Pleasant Ridge	48069	Oakland	Public	Outdoor
Plum Hollow Country Club	21631 Lahser Road	Southfield	48033	Oakland	Private	Outdoor
Powerhouse Gym - Novi	44125 12 Mile Rd. Ste. E-123	Novi	48377	Oakland	Private	Indoor
Powerhouse Gym - West Bloomfield	4805 Haggerty Rd.	West Bloomfield	48323	Oakland	Private	Indoor
Racquet Club of Ann Arbor	3010 Hickory Lane	Ann Arbor	48104	Washtenaw	Private	Outdoor
Red Oaks Waterpark	1455 E. Thirteen Mile Rd.	Madison Heights	48071	Oakland	Private	Outdoor
Richmond Community Pool	69310 Beebe St.	Richmond	48062	Macomb	Public	Outdoor
Rolling Hills Water Park	7660 Stony Creek Rd.	Ypsilanti	48197	Washtenaw	Public	Outdoor
Romulus Athletic Center	35765 Northline Rd.	Romulus	48174	Wayne	Public	Indoor
Royal Oak Township Recreation Center	21272 Mendota Ave.	Ferndale	48220	Oakland	Public	Outdoor
Rutherford Pool	975 Congress St.	Ypsilanti	48197	Washtenaw	Private	Outdoor
Saline Park & Recreation Aquatic Center	1866 Woodland Dr. E	Saline	48176	Washtenaw	Public	Indoor
Shelden Swimming Pool	33123 Van Ct. Ave.	Livonia	48150	Wayne	Public	Outdoor
Somerset Swim Club	18525 Masonic	Fraser	48026	Macomb	Private	Outdoor
South Oakland Family YMCA	1016 W. Eleven Mile Rd.	Royal Oak	48067	Oakland	Non-Profit	Indoor

Southfield Sports Arena Pool	26000 Evergreen Rd.	Southfield	48076	Oakland	Public	Outdoor
Stoney Creek High School Pool	575 East Tienken Road	Rochester Hills	48307	Oakland	Private	Indoor
Summer-Stephens Pool	Stephens St.	Dearborn	48124	Wayne	Public	Outdoor
Summit on the Park Aquatic Center	46000 Summit Pkwy.	Canton	48188	Wayne	Public	Indoor
Swimming Pool at Lake St. Clair Metro Park	31300 Metro Pkwy.	Harrison Township	48045	Macomb	Non-Profit	Outdoor
Ten Eyck Park Pool	18541 Pine St.	Dearborn	48124	Wayne	Public	Outdoor
The Hawk - Farmington Hills Community Center	29995 W. 12 Mile Rd.	Farmington Hills	48334	Oakland	Public	Indoor
The Health & Fitness Center at Washtenaw Community College	4833 E. Huron River Dr.	Ann Arbor	48105	Washtenaw	Private	Indoor
Troy Community Centre Pool	3179 Livernois Rd.	Troy	48083	Oakland	Public	Indoor
Troy Family Aquatic Center	52401 Ashley St.	New Baltimore	48047	Oakland	Public	Outdoor
Troy Gym	1311 Maplelawn	Troy	48084	Oakland	Private	Indoor
Veteran's Memorial Park Pool & Ice Arena	2150 Jackson Ave.	Ann Arbor	48103	Washtenaw	Public	Outdoor
Wabeek Country Club	4000 Clubgate Dr.	Bloomfield Township	48302	Oakland	Private	Outdoor
Warren Community Center	5460 Arden Ave.	Warren	48092	Macomb	Public	Indoor
Waterford Mott High School Pool & Fitness Center	1151 Scott Lake Road	Waterford	48328	Oakland	Public	Indoor
Waterford Oaks Waterpark	1702 Scott Lake Rd.	Waterford Township	48328	Oakland	Public	Outdoor
Water's Edge Pool	9339 Bellevue Rd.	Grosse Ile Township	48138	Wayne	Public	Outdoor
West Bloomfield Family Aquatic Center	6200 Farmington Road	West Bloomfield Township	48322	Oakland	Public	Outdoor
Whitmore Lake Community Pool	8845 Main St.	Whitmore Lake	48189	Washtenaw	Public	Indoor
Willow Pool at Willow Metropark	23200 S. Huron Rd.	New Boston	48164	Wayne	Non-Profit	Outdoor
Windmill Pointe Park Pool	14920 Windmill Pointe Dr.	Grosse Pointe	48230	Wayne	Public	Outdoor

Facilities and Amenities

Facility Name	Indoor/Outdoor	Multipurpose Pool	Lap Pool	Slide	Diving Board	Recreation Pool
Adams Butzel Recreation Complex	Indoor	Yes	Yes	No	No	
Anchor Bay Aquatic Center	Indoor	Yes			Yes	
Ann Arbor YMCA	Indoor	Yes	Yes			
Aqua-Tots Swim School - Canton	Indoor	Yes				
Aqua-Tots Swim School - Dearborn	Indoor					
Aqua-Tots Swim School - Farmington Hills	Indoor	Yes				
Aqua-Tots Swim School - Novi	Indoor	Yes				
Aqua-Tots Swim School - Sterling Heights	Indoor					
Aqua-Tots Swim School - Troy	Indoor	Yes				
Beechview Swim and Tennis Club	Outdoor	Yes			Yes	
Birmingham Athletic Club	Outdoor	Yes			Yes	
Birmingham Family YMCA	Indoor					
Boll Family YMCA	Indoor		Yes			Yes
Brandon Aquatic & Fitness Center	Indoor	Yes			Yes	
Brennan Pools	Outdoor					Yes
British Swim School - Northwest Detroit	Indoor					
British Swim School - South Lyon	Indoor					
British Swim School - Wise Academy	Indoor					
Buhr Park Pool	Outdoor	Yes				Yes
Carls Family YMCA	Both		Yes			Yes
Castle Garden Swim Club	Outdoor	Yes		Yes		
Charles S. Cameron Pool	Indoor	Yes			Yes	
Chelsea Wellness Center	Indoor		Yes			
Chippewa Club	Outdoor	Yes			Yes	
Clements Circle Park Pool	Outdoor	Yes		Yes		
Coleman A. Young Recreation Center	Indoor	Yes				
Colony Swim Club	Outdoor	Yes		Yes	Yes	
Cranbrook Swim Club	Outdoor	Yes	Yes			
Dearborn Country Club	Outdoor	Yes			Yes	

Dexter Community Pool	Indoor	Yes		Yes
Donald B. Canham Natatorium - University of Michigan	Indoor	Yes		Yes
Downriver Family YMCA	Indoor	Yes	Yes	
Dunworth Pool & Water Park	Outdoor	Yes	Yes	
Edgewood Country Club	Outdoor	Yes		Yes
Eisenhower High School Pool	Indoor			Yes
Farmington Family YMCA	Indoor		Yes	
Flat Rock Community Center	Indoor	Yes	Yes	
Ford Woods Pool & Water Park	Outdoor	Yes	Yes	
Forest Lake Country Club	Outdoor	Yes		Yes
Franklin Hills Country Club	Outdoor	Yes		Yes
Fraser Aquatics	Indoor	Yes		Yes
Fuller Park Pool	Outdoor	Yes	Yes	
Georgetown Country Club	Outdoor	Yes		Yes
Goldfish Swim School - Ann Arbor	Indoor	Yes		
Goldfish Swim School - Birmingham	Indoor	Yes		
Goldfish Swim School - Canton	Indoor	Yes		
Goldfish Swim School - Clarkston	Indoor	Yes		
Goldfish Swim School - Farmington Hills	Indoor	Yes		
Goldfish Swim School - Macomb	Indoor	Indoor		
Goldfish Swim School - Rochester	Indoor	Yes		
Great Lakes Athletic Club	Both	Yes	Yes	Yes
Grosse Pointe Shores Pool	Outdoor	Yes		
Hamburg Fitness Center & Campsite	Indoor	Yes		
Hartland Caroselli Aquatic Center	Indoor	Yes	Yes	Yes
Heilmann Recreation Center Pool	Indoor	Ywa		
Highlander Aquatic & Fitness Center	Indoor	Yes	Yes	
Huron Valley Pools & Fitness	Indoor	Yes		Yes
Huron Valley Swim Club	Outdoor	Yes	Yes	Yes
Island Lake of Novi Swimming Pool	Outdoor			Yes
Jack E. Kirksey Livonia Community Recreation Center	Indoor		Yes	Yes

Jewish Community Center of Metropolitan Detroit	Both	Yes			Yes
Joseph Walker Williams Center	Indoor	Yes			
Kennedy Aquatic Center	Outdoor	Yes		Yes	
Knollwood Country Club	Outdoor	Yes			
LA Fitness - Bloomfield Hills					
LA Fitness - Clinton Township	Indoor			Yes	
LA Fitness - Grosse Pointe Woods	Indoor			Yes	
LA Fitness - Livonia	Indoor				
LA Fitness - Livonia North	Indoor			Yes	
LA Fitness - Plymouth	Indoor			Yes	
LA Fitness - Roseville	Indoor			Yes	
LA Fitness - Royal Oaks	Indoor	Yes		Yes	
LA Fitness - Southfield	Indoor			Yes	
LA Fitness - Sterling Heights	Indoor			Yes	
LA Fitness - Troy Big Beaver Rd.	Indoor			Yes	
LA Fitness - Troy Maple Rd.	Indoor			Yes	
Lac Sainte Clair Pool	Outdoor	Yes		Yes	
Lake Erie Metropark	Outdoor				Yes
Lapeer Pool	Outdoor				Yes
Liberty Athletic Club	Both	Yes		Yes	Yes
Life Time - Canton	Both			Yes	Yes
Life Time - Commerce Charter	Both			Yes	Yes
Life Time - Novi	Both			Yes	Yes
Life Time - Rochester Hills	Both			Yes	Yes
Life Time - Shelby Township	Both			Yes	Yes
Life Time - Troy	Indoor			Yes	Yes
Low					
er Huron Metropark Turtle Cove Family Aquatic Center	Outdoor			Yes	Yes
Mack Indoor Pool	Indoor	Yes			
Macomb Family YMCA	Indoor	Yes			
Macomb Township Recreation Center	Indoor	Yes		Yes	Yes

Matthaei Center Pool - Wayne State University	Indoor		Yes		
Melvindale Veterans Memorial Pool	Outdoor				Yes
Meri Lou Murray Recreation Center	Indoor	Yes			
Michael H. Jones Natatorium - Eastern Michigan University	Indoor	Yes		Yes	
Neff Park Pool	Outdoor	Yes		Yes	
Neighborhood Club	Indoor	Yes			
Newburgh Swim Club	Outdoor	Yes		Yes	Yes
North Campus Recreation Building - University of Michigan	Indoor	Yes			
Northville Swim Club	Outdoor	Yes			
Northwest Activities Center	Indoor	Yes			
Oak Park Municipal Pool	Outdoor	Yes			
Oak Pointe Country Club	Outdoor	Yes		Yes	Yes
Oakland University Aquatic Center	Indoor	Yes		Yes	
Orchard Hills Athletic Club	Outdoor			Yes	Yes
Orchard Hills Athletic Club - Dolphin Pool	Outdoor	Yes		Yes	
Paint Creek Country Club	Outdoor	Yes			Yes
Patton Community Center Pool	Indoor		Yes		
Pier Park Pool & Beach	Outdoor	Yes		Yes	Yes
Pleasant Ridge Community Pool	Outdoor			Yes	Yes
Plum Hollow Country Club	Outdoor	Yes		Yes	
Powerhouse Gym - Novi	Indoor		Yes		
Powerhouse Gym - West Bloomfield	Indoor		Yes		
Racquet Club of Ann Arbor	Outdoor	Yes		Yes	Yes
Red Oaks Waterpark	Outdoor			Yes	Yes
Richmond Community Pool	Outdoor			Yes	Yes
Rolling Hills Water Park	Outdoor			Yes	Yes
Romulus Athletic Center	Indoor		Yes	Yes	Yes
Royal Oak Township Recreation Center	Outdoor				Yes
Rutherford Pool	Outdoor	Yes		Yes	
Saline Park & Recreation Aquatic Center	Indoor	Yes		Yes	
Shelden Swimming Pool	Outdoor	Yes			

Somerset Swim Club	Outdoor				Yes
South Oakland Family YMCA	Indoor	Yes			
Southfield Sports Arena Pool	Outdoor	Yes		Yes	
Stoney Creek High School Pool	Indoor		Yes		
Summer-Stephens Pool	Outdoor				Yes
Summit on the Park Aquatic Center	Indoor		Yes	Yes	Yes
Swimming Pool at Lake St. Clair Metro Park	Outdoor			Yes	Yes
Ten Eyck Park Pool	Outdoor				Yes
The Hawk - Farmington Hills Community Center	Indoor	Yes		Yes	
The Health & Fitness Center at Washtenaw Community College	Indoor		Yes		
Troy Community Centre Pool	Indoor	Yes		Yes	
Troy Family Aquatic Center	Outdoor	Yes			
Troy Gym	Indoor	Yes			
Veteran's Memorial Park Pool & Ice Arena	Outdoor	Yes		Yes	
Wabeek Country Club	Outdoor				Yes
Warren Community Center	Indoor			Yes	Yes
Waterford Mott High School Pool & Fitness Center	Indoor		Yes	Yes	Yes
Waterford Oaks Waterpark	Outdoor				Yes
Water's Edge Pool	Outdoor	Yes			
West Bloomfield Family Aquatic Center	Outdoor	Yes		Yes	
Whitmore Lake Community Pool	Indoor		Yes	Yes	Yes
Willow Pool at Willow Metropark	Outdoor	Yes		Yes	Yes
Windmill Pointe Park Pool	Outdoor	Yes		Yes	

Facilities and Swim Programs

Facility Name	Open Swimming	Lap Swimming	Fitness Classes	Child Swim Lessons	Adult Swim Lessons	Public Lifeguard Classes
Adams Butzel Recreation Complex	Yes	Yes	Yes	Yes		
Anchor Bay Aquatic Center	Yes	Yes	Yes	Yes		
Ann Arbor YMCA	Yes	Yes	Yes	Yes	Yes	
Aqua-Tots Swim School - Canton	Yes			Yes		
Aqua-Tots Swim School - Dearborn				Yes		
Aqua-Tots Swim School - Farmington Hills	Yes			Yes		
Aqua-Tots Swim School - Novi	Yes			Yes		
Aqua-Tots Swim School - Sterling Heights				Yes		
Aqua-Tots Swim School - Troy	Yes			Yes		
Beechview Swim and Tennis Club	Yes	Yes				
Birmingham Athletic Club	Yes	Yes		Yes		
Birmingham Family YMCA	Yes	Yes	Yes			
Boll Family YMCA				Yes	Yes	
Brandon Aquatic & Fitness Center	Yes	Yes	Yes	Yes		
Brennan Pools	Yes	Yes		Yes		
British Swim School - Northwest Detroit				Yes		
British Swim School - South Lyon				Yes	Yes	
British Swim School - Wise Academy				Yes	Yes	
Buhr Park Pool	Yes	Yes				
Carls Family YMCA		Yes		Yes	Yes	
Castle Garden Swim Club	Yes	Yes		Yes		
Charles S. Cameron Pool	Yes	Yes		Yes	Yes	Yes
Chelsea Wellness Center		Yes	Yes	Yes		
Chippewa Club	Yes	Yes		Yes		
Clements Circle Park Pool	Yes	Yes		Yes		
Coleman A. Young Recreation Center	Yes	Yes	Yes	Yes		
Colony Swim Club				Yes		
Cranbrook Swim Club	Yes	Yes		Yes		

Dearborn Country Club				Yes	
Dexter Community Pool	Yes	Yes	Yes	Yes	
Donald B. Canham Natatorium - University of Michigan					
Downriver Family YMCA	Yes	Yes	Yes	Yes	
Dunworth Pool & Water Park	Yes	Yes			
Edgewood Country Club					
Eisenhower High School Pool		Yes	Yes	Yes	Yes
Farmington Family YMCA	Yes	Yes	Yes	Yes	Yes
Flat Rock Community Center	Yes	Yes	Yes	Yes	Yes
Ford Woods Pool & Water Park	Yes			Yes	Yes
Forest Lake Country Club	Yes	Yes		Yes	
Franklin Hills Country Club	Yes	Yes		Yes	
Fraser Aquatics				Yes	
Fuller Park Pool	Yes	Yes	Yes		
Georgetown Country Club	Yes	Yes		Yes	
Goldfish Swim School - Ann Arbor	Yes			Yes	
Goldfish Swim School - Birmingham	Yes			Yes	
Goldfish Swim School - Canton	Yes			Yes	
Goldfish Swim School - Clarkston	Yes			Yes	
Goldfish Swim School - Farmington Hills	Yes			Yes	
Goldfish Swim School - Macomb	Yes			Yes	
Goldfish Swim School - Rochester				Yes	
Great Lakes Athletic Club	Yes	Yes	Yes	Yes	
Grosse Pointe Shores Pool	Yes	Yes			
Hamburg Fitness Center & Campsite	Yes	Yes	Yes	Yes	
Hartland Caroselli Aquatic Center	Yes	Yes	Yes	Yes	Yes
Heilmann Recreation Center Pool	Yes	Yes	Yes	Yes	
Highlander Aquatic & Fitness Center	Yes	Yes	Yes	Yes	
Huron Valley Pools & Fitness	Yes	Yes	Yes	Yes	
Huron Valley Swim Club				Yes	

Island Lake of Novi Swimming Pool	Yes				
Jack E. Kirksey Livonia Community Recreation Center	Yes	Yes			
Jewish Community Center of Metropolitan Detroit	Yes	Yes	Yes	Yes	
Joseph Walker Williams Center	Yes	Yes		Yes	
Kennedy Aquatic Center	Yes	Yes	Yes	Yes	
Knollwood Country Club	Yes	Yes			
LA Fitness - Bloomfield Hills		Yes	Yes		
LA Fitness - Clinton Township		Yes	Yes		
LA Fitness - Grosse Pointe Woods		Yes	Yes		
LA Fitness - Livonia		Yes	Yes		
LA Fitness - Livonia North		Yes	Yes		
LA Fitness - Plymouth		Yes	Yes		
LA Fitness - Roseville		Yes	Yes		
LA Fitness - Royal Oaks	Yes	Yes	Yes	Yes	Yes
LA Fitness - Southfield		Yes	Yes		
LA Fitness - Sterling Heights		Yes	Yes		
LA Fitness - Troy Big Beaver Rd.		Yes	Yes		
LA Fitness - Troy Maple Rd.		Yes	Yes	No	No
Lac Sainte Clair Pool				Yes	
Lake Erie Metropark	Yes				
Lapeer Pool	Yes	Yes			
Liberty Athletic Club	Yes	Yes		Yes	
Life Time - Canton	Yes	Yes	Yes		
Life Time - Commerce Charter	Yes	Yes	Yes	Yes	
Life Time - Novi	Yes	Yes	Yes	Yes	
Life Time - Rochester Hills	Yes	Yes	Yes	Yes	
Life Time - Shelby Township	Yes	Yes	Yes		
Life Time - Troy	Yes	Yes	Yes	Yes	
Lower Huron Metropark Turtle Cove Family Aquatic Center					
Mack Indoor Pool	Yes	Yes		Yes	

Macomb Family YMCA	Yes	Yes	Yes	Yes	Yes	
Macomb Township Recreation Center	Yes	Yes			Yes	
Matthaei Center Pool - Wayne State University	Yes	Yes				
Melvindale Veterans Memorial Pool	Yes					
Meri Lou Murray Recreation Center	Yes	Yes	Yes	Yes		
Michael H. Jones Natatorium - Eastern Michigan University	Yes	Yes	Yes			
Neff Park Pool	Yes	Yes			Yes	Yes
Neighborhood Club	Yes	Yes	Yes	Yes		Yes
Newburgh Swim Club					Yes	
North Campus Recreation Building - University of Michigan	Yes	Yes	Yes			
Northville Swim Club	Yes	Yes			Yes	
Northwest Activities Center	Yes	Yes	Yes			
Oak Park Municipal Pool	Yes	Yes			Yes	Yes
Oak Pointe Country Club	Yes	Yes			Yes	Yes
Oakland University Aquatic Center	Yes	Yes				
Orchard Hills Athletic Club	Yes	Yes			Yes	Yes
Orchard Hills Athletic Club - Dolfin Pool	Yes	Yes				
Paint Creek Country Club	Yes	Yes				
Patton Community Center Pool	Yes	Yes	Yes	Yes		
Pier Park Pool & Beach	Yes	Yes				
Pleasant Ridge Community Pool		Yes			Yes	
Plum Hollow Country Club	Yes	Yes			Yes	
Powerhouse Gym - Novi		Yes	Yes			
Powerhouse Gym - West Bloomfield		Yes	Yes			
Racquet Club of Ann Arbor	Yes	Yes			Yes	
Red Oaks Waterpark	Yes					
Richmond Community Pool					Yes	Yes
Rolling Hills Water Park	Yes					
Romulus Athletic Center	Yes	Yes	Yes	Yes		
Royal Oak Township Recreation Center	Yes					

Rutherford Pool	Yes	Yes	Yes	Yes		
Saline Park & Recreation Aquatic Center	Yes	Yes	Yes	Yes	Yes	
Shelden Swimming Pool	Yes	Yes		Yes		
Somerset Swim Club	Yes	Yes				
South Oakland Family YMCA	Yes	Yes		Yes	Yes	
Southfield Sports Arena Pool	Yes	Yes	Yes	Yes		
Stoney Creek High School Pool	Yes	Yes				
Summer-Stephens Pool	Yes					
Summit on the Park Aquatic Center	Yes	Yes	Yes	Yes		Yes
Swimming Pool at Lake St. Clair Metro Park	Yes					
Ten Eyck Park Pool	Yes		Yes			
The Hawk - Farmington Hills Community Center	Yes	Yes	Yes	Yes		Yes
The Health & Fitness Center at Washtenaw Community College	Yes	Yes	Yes		Yes	
Troy Community Centre Pool	Yes	Yes	Yes	Yes		
Troy Family Aquatic Center	Yes	Yes		Yes	Yes	Yes
Troy Gym	Yes	Yes	Yes	Yes	Yes	
Veteran's Memorial Park Pool & Ice Arena	Yes	Yes		Yes		
Wabeek Country Club	Yes					
Warren Community Center		Yes	Yes	Yes		
Waterford Mott High School Pool & Fitness Center	Yes	Yes	Yes	Yes		Yes
Waterford Oaks Waterpark	Yes					
Water's Edge Pool	Yes	Yes	Yes	Yes		
West Bloomfield Family Aquatic Center	Yes	Yes				
Whitmore Lake Community Pool	Yes	Yes	Yes	Yes		
Willow Pool at Willow Metropark	Yes					
Windmill Pointe Park Pool	Yes	Yes		Yes		

Facilities and Membership Rates

Facility Name	Adult Resident Fee	Family Resident Fee	Group Lesson Fee/Per Lesson
Adams Butzel Recreation Complex	\$5/day; \$10/membership		6
Anchor Bay Aquatic Center	\$40/summer		10
Ann Arbor YMCA	\$52/month membership	\$100/month membership	8.57
Aqua-Tots Swim School - Canton			23
Aqua-Tots Swim School - Dearborn			23
Aqua-Tots Swim School - Farmington Hills			23
Aqua-Tots Swim School - Novi			23
Aqua-Tots Swim School - Sterling Heights			23
Aqua-Tots Swim School - Troy			23
Beechview Swim and Tennis Club			16.25
Birmingham Athletic Club			Unable to determine
Birmingham Family YMCA	\$49/month	\$86/month	
Boll Family YMCA	\$49/month	\$86/month	11
Brandon Aquatic & Fitness Center	\$2/day		7
Brennan Pools		2	Free for residents (called no pickup)
British Swim School - Northwest Detroit			28.5
British Swim School - South Lyon			22
British Swim School - Wise Academy			22
Buhr Park Pool		6	
Carls Family YMCA		49	86
Castle Garden Swim Club			475
Charles S. Cameron Pool		3	5
Chelsea Wellness Center	\$70/year		7
Chippewa Club	\$495/season	\$945/season	Unable to determine
Clements Circle Park Pool		5	10
Coleman A. Young Recreation Center		10	6
Colony Swim Club	\$425/year	\$900/year	8

Cranbrook Swim Club		\$650/year		17.5
Dearborn Country Club				Unable to determine
Dexter Community Pool	3		15	No swim lessons at this time
Donald B. Canham Natatorium - University of Michigan				
Downriver Family YMCA	\$49/month	\$86/month		15
Dunworth Pool & Water Park			5	
Edgewood Country Club		\$280/month		
Eisenhower High School Pool	Not open to public			Unable to determine
Farmington Family YMCA	\$49/month	\$86/month		13
Flat Rock Community Center				Unable to determine
Ford Woods Pool & Water Park			4	24
Forest Lake Country Club				Unable to determine
Franklin Hills Country Club				Unable to determine
Fraser Aquatics				9
Fuller Park Pool			6	
Georgetown Country Club	\$680/year	\$1595/year		11
Goldfish Swim School - Ann Arbor				28
Goldfish Swim School - Birmingham				27.5
Goldfish Swim School - Canton				27.5
Goldfish Swim School - Clarkston				27.5
Goldfish Swim School - Farmington Hills				27.5
Goldfish Swim School - Macomb				27.5
Goldfish Swim School - Rochester				25
Great Lakes Athletic Club	\$60/month			20
Grosse Pointe Shores Pool	Open only to residents; free for residents			Open to residents only; free for residents (Cannot find info)
Hamburg Fitness Center & Campsite	\$40/month			10
Hartland Caroselli Aquatic Center			6	14
Heilmann Recreation Center Pool			10	6
Highlander Aquatic & Fitness Center	\$4.50/session			15
Huron Valley Pools & Fitness	\$5/day			12.5

Huron Valley Swim Club		\$1210/season	25
Island Lake of Novi Swimming Pool	Community pool; open to only community members		
Jack E. Kirksey Livonia Community Recreation Center	\$8.50/day		10
Jewish Community Center of Metropolitan Detroit	\$45/month	\$70/month	Unable to determine
Joseph Walker Williams Center		10	Covid Testing Site (called no pickup)
Kennedy Aquatic Center		5	10
Knollwood Country Club	\$320/month		
LA Fitness - Bloomfield Hills		33	
LA Fitness - Clinton Township	\$33/month		
LA Fitness - Grosse Pointe Woods	\$32/month		
LA Fitness - Livonia	\$33/month		
LA Fitness - Livonia North	\$33/month		
LA Fitness - Plymouth	\$33/month		
LA Fitness - Roseville	\$33/month		
LA Fitness - Royal Oaks	\$40/month		24
LA Fitness - Southfield	\$33/month		
LA Fitness - Sterling Heights	\$33/month		
LA Fitness - Troy Big Beaver Rd.	\$33/month		
LA Fitness - Troy Maple Rd.	\$40/month		
Lac Sainte Clair Pool	\$4.25/day	\$11/day	11
Lake Erie Metropark		8	
Lapeer Pool		3	
Liberty Athletic Club	\$103/month	\$219/month	21.5
Life Time - Canton	\$89/month		
Life Time - Commerce Charter	\$89/month		20
Life Time - Novi	\$89/month		20
Life Time - Rochester Hills	\$89/month		20
Life Time - Shelby Township	\$89/month		
Life Time - Troy	\$89/month		20

Lower Huron Metropark Turtle Cove Family Aquatic Center		12	
Mack Indoor Pool		5	10
Macomb Family YMCA		49	15
Macomb Township Recreation Center		5	11
Matthaei Center Pool - Wayne State University	\$383.25/year		
Melvindale Veterans Memorial Pool		7	
Meri Lou Murray Recreation Center		9	7
Michael H. Jones Natatorium - Eastern Michigan University	\$60/month		\$110/month
Neff Park Pool	No public access; for residents only		No public access; for residents only
Neighborhood Club	\$59/month		\$106/month
Newburgh Swim Club			\$570/season
North Campus Recreation Building - University of Michigan	\$41/3 visits		Unable to determine
Northville Swim Club			25
Northwest Activities Center		10	
Oak Park Municipal Pool		3	12
Oak Pointe Country Club			\$520/month
Oakland University Aquatic Center	\$45/month		Unable to determine
Orchard Hills Athletic Club	\$220/season		\$500/season
Orchard Hills Athletic Club - Dolphin Pool	\$220/season		\$500/season
Paint Creek Country Club			\$599/year
Patton Community Center Pool	\$5/day; \$10 membership		6
Pier Park Pool & Beach			
Pleasant Ridge Community Pool			Unable to determine
Plum Hollow Country Club			Unable to determine
Powerhouse Gym - Novi	\$25/month		
Powerhouse Gym - West Bloomfield	\$25/month		
Racquet Club of Ann Arbor	\$1395/season		\$1765/season
			20

Red Oaks Waterpark		17	
Richmond Community Pool		3	20
Rolling Hills Water Park	\$13/day		
Romulus Athletic Center	\$40/month	\$70/month	16
Royal Oak Township Recreation Center		3	
Rutherford Pool		4	\$275/season 10
Saline Park & Recreation Aquatic Center	\$50/month	\$99/month	12
Shelden Swimming Pool		5	10
Somerset Swim Club	\$200/season	\$350/season	
South Oakland Family YMCA	\$49/month	\$86/month	9
Southfield Sports Arena Pool		5	11
Stoney Creek High School Pool	Not open to public		
Summer-Stephens Pool		3	
Summit on the Park Aquatic Center		7	\$65/month 17.75
Swimming Pool at Lake St. Clair Metro Park		4	
Ten Eyck Park Pool		3	
The Hawk - Farmington Hills Community Center	\$10/day	\$44/month	20
The Health & Fitness Center at Washtenaw Community College	\$70/month		
Troy Community Centre Pool	\$24/month		20
Troy Family Aquatic Center		7	\$60/season 20
Troy Gym			20
Veteran's Memorial Park Pool & Ice Arena		6	7
Wabeek Country Club	\$600/month		
Warren Community Center	\$20/month	\$50/month	16
Waterford Mott High School Pool & Fitness Center	\$23/month	\$45/month	Unable to determine
Waterford Oaks Waterpark		17	
Water's Edge Pool		6	\$170/season 12
West Bloomfield Family Aquatic Center			
Whitmore Lake Community Pool	Free		20

Willow Pool at Willow Metropark		10
Windmill Pointe Park Pool	\$400/year	

Appendix D: Swimming Program Development Plan Steering Committee Presentations

May 26, 2021

1

Agenda

1. Committee introductions
2. Program Plan Goals and Objectives
3. Survey Questions Review and Discussion – See attachment
4. Survey Implementation
5. Timeline Review



SPDP Steering Committee

- Huron Clinton Metroparks
 - Amy McMillan
 - Nina Kelly
 - Leah Blizinski
 - Janet Van De Winkle
 - Jay Bibby
 - Jeff Linn (Lake Erie Metropark)
 - Holly Clegg (Lower Huron/Willow Metroparks)
 - Jeff Schuman (Lower Huron/Willow Metroparks)
- Rachel Frierson (Detroit Riverfront Conservancy)
- Erin Casey (City of Detroit Parks and Recreation)

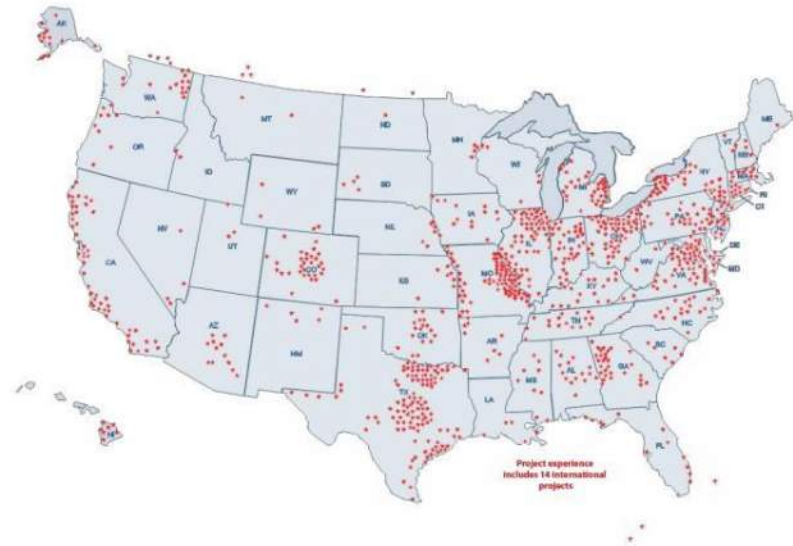


COUNSILMAN-HUNSAKER

50 years of experience

39 team members

4 locations: St. Louis, Los Angeles, Denver, Dallas



Counsilman/Hunsaker & Associates

1970



COUNSILMAN/HUNSAKER
AND ASSOCIATES

1993



COUNSILMAN - HUNSAKER
The Ultimate Aquatic Advantage

2005



Counsilman - Hunsaker
AQUATICS FOR LIFE

2013



ADDITIONAL TEAM MEMBERS

Sue and Mick Nelson

Total Aquatic Programming

- Stakeholder and community meetings
- Develop goals and objectives
- Aquatic continuum and programming and education expertise



Jeff Haugen

Left Brain Concepts, Inc.

- Survey development and delivery
- Actionable analysis and reporting



Goals and Objectives

- 5-county area: Livingston, Macomb, Oakland, Washtenaw and Wayne
 - City of Detroit is a special focus area
- Swim Instruction Programs Inventory
 - ARC/Starguard/Proprietary
- Swimming Ability Improvement
- Water Competence
- Safety Programs
- Facilities Inventory
 - Pertinent features/amenities



Program Plan Process

- Existing Conditions Study and Report
 - 5-county facility inventory
 - 5-county swim instruction/water safety programs
 - Challenges for swim instruction and water competency
 - Representative survey
- Swimming – related Goals and Objectives
 - Regional stakeholder meetings – August
 - Roles for participation in implementation
- Programming Action Plan
 - Recommendations for Metroparks infrastructure
 - General recommendations for partner agencies
 - Outreach strategy recommendations
 - Focus area recommendations
 - Lifeguard hiring/retention strategies
 - Strategies for raising awareness



Facility/Program Inventory and Matrix

- Facility and Address
- Instructional Program
- Facility Makeup
 - Indoor/Outdoor
 - Types of Pools
 - Pool Amenities
 - Lap Pool
 - Slides
 - Diving Boards
 - Open Swimming
 - Lap Swimming
- Swim Lessons
 - Average group lesson Fee
 - Adult and child lessons
- Entrance fees
 - Adult resident
 - Family resident
- Lifeguard Program
 - Public lifeguard classes
 - Guard Start/Junior Lifeguarding



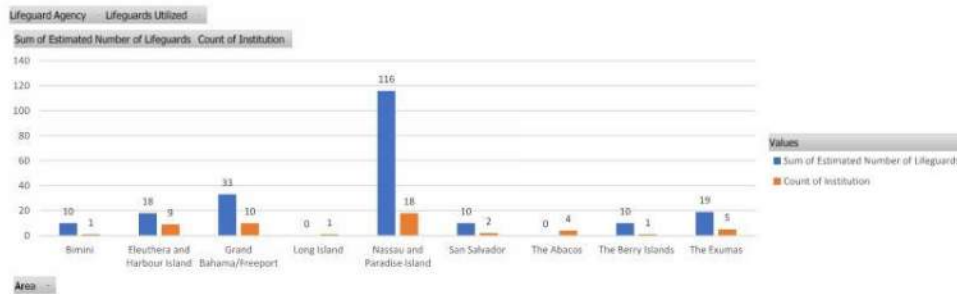
Facility/Program Inventory and Matrix

Row Labels	Sum of Estimated Number of Lifeguards	Count of Institution
Bimini	10	1
Eleuthera and Harbour Island	18	9
Grand Bahama/Freeport	33	10
Long Island	0	1
Nassau and Paradise Island	116	18
San Salvador	10	2
The Abacos	0	4
The Berry Islands	10	1
The Exumas	19	5
Grand Total	216	51

Area
Bimini
Eleuthera and Harbour...
Grand Bahama/Freeport
Long Island
Nassau and Paradise Is...
San Salvador
The Abacos
The Berry Islands

Lifeguards Utilized
No
Unsure
Yes

Area	Institution	Lifeguards Utilized	Lifeguard Agency
The Abacos	Abaco Beach Resort	No	None
Nassau and Paradise Island	Atlantis - Paradise Island	Yes	Starguard
Nassau and Paradise Island	Betty Kelly - Kenning Natatorium	Yes	Unknown
Grand Bahama/Freeport	Bishop Michael Eldon Anglican High School	No	None
Nassau and Paradise Island	Breezes Resort and Spa	Yes	Red Cross
Nassau and Paradise Island	British Colonial Hilton	Yes	Red Cross
Eleuthera and Harbour Island	Cape Eleuthera Resort and Marina	No	None
San Salvador	Carnival Half Moon Cay	Yes	Starguard
San Salvador	Club Med Columbus Isle	Yes	Unknown
The Berry Islands	CocoCay Bahamas	Yes	Starguard
Eleuthera and Harbour Island	Coral Sands Hotel	No	None
The Exumas	Embrace Resort	Unsure	Unknown
Grand Bahama/Freeport	Grand Lucayan Resort	Unsure	Unknown
Grand Bahama/Freeport	Grand Memories Splash	Unsure	Unknown
The Abacos	Green Turtle Club	No	None



Survey Discussion

- Goals
 - Swimming abilities
 - Barriers to access
 - Barriers to education
 - Facility use
 - Swim programs
- Survey Review



Southeast Michigan Swimming Program Development Plan revised 05/27/21



May-21

Next Meeting Dates

- Survey Final Draft – June 4
- Facility Review Dates (June 10-11)
 - Willow Metropark Pool
 - Lake Erie Metropark Great Wave Pool
 - Lake St. Clair Metropark Pool
- Community Meetings - August





THANK YOU!!



May-21

November 17 and 18, 2021



Huron-Clinton Metroparks

Agenda

- Introductions
- Swim Program Overview
- Committee Tasks
- Existing Conditions Review
- Goals and Objectives Discussion

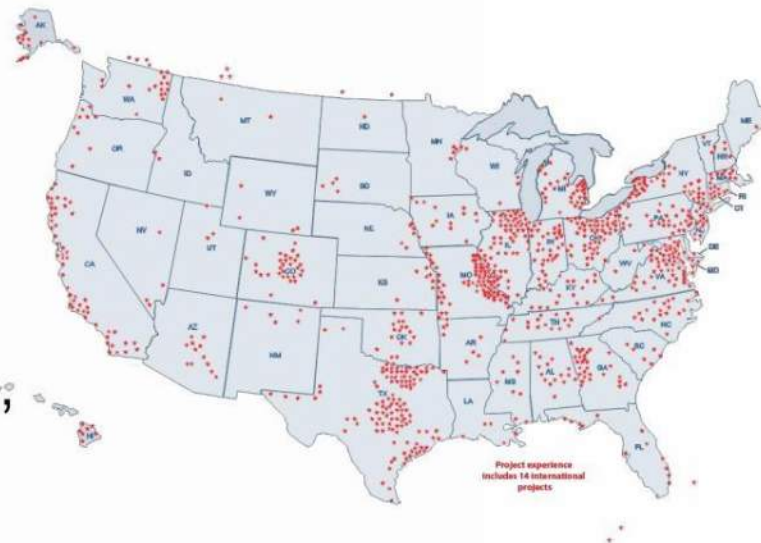


COUNSILMAN-HUNSAKER

50 years of experience

45 team members

4 locations: St. Louis, San Diego, Denver, Dallas



Councilman/Hunsaker & Associates

1970



COUNSILMAN/HUNSAKER AND ASSOCIATES

1993



COUNSILMAN · HUNSAKER
The Ultimate Aquatic Advantage

2005



Councilman · Hunsaker
AQUATICS FOR LIFE

2013



Introductions

- Name
- Organization
- Aquatic background
- Why the swim program interests you



Southeastern Michigan Swim Program

✓ Existing Conditions – “State of Swimming”

- ✓ Inventory and compare amenities and features of public and nonprofit facilities
- ✓ Inventory and categorize swim instruction/water safety programs
- ✓ Identify challenges for swim instruction and water competence programming at Public/Non-Profit Pools
- ✓ Conduct representative survey on swimming abilities, identify barriers to access.

• Develop Goals and Objectives

- Review “State of Swimming Report” and survey findings
- Identify roles for participating agencies in goals and objectives

• Develop Programming Action Plan

- Recommendations for Metroparks facility infrastructure renovations to support accessible and inclusive swim programming
- General recommendations for partner facility infrastructure renovations
- Outreach strategies to encourage sign-ups in targeted populations and geographic areas
- Program focus areas
- Strategy for hiring/training/retaining lifeguards
- Marketing strategy for a plan to raise awareness around swimming inequities



Committee Tasks

- Assist in developing goals/objectives
- Identify areas for partnerships or ways your agency can participate





Facility Inventory

- 146 facilities identified
- 9 different instruction programs identified
 - American Red Cross
 - AQUA Swim School
 - British Swim School
 - Created themselves; American Red Cross-based
 - Custom curriculum
 - Goldfish Swim School curriculum
 - Lifetime curriculum
 - SafeSplash
 - YMCA Swim Lesson curriculum
- Differences in curriculums
 - Ratios
 - Age cutoffs
 - Class names



Curriculums

	Red Cross	AQUA	British Swim School	Goldfish	Lifetime	Safe Splash	YMCA
Ages	6 months +	2 months +	3 months +	4 months – 12 years	4 month +	6 months +	6 months +
Levels	6 Levels Parent and child Specialty	8 Levels Parent and tot	3 Parent and Tot 6 Levels Specialty	4 Parent and Tot 8 Levels Specialty	2 Parent and Tot Ripple – 4 Wave – 5 Surf - 5	2 Parent and Tot 2 Toddler 8 Levels Specialty	3 Parent and Tot 6 Levels
Ratios	1:6 and 1:10 Most operate at lower	1:3 – L1-L3 1:4 – L4-L8 1:8 - PT	1:4,6 – PT 1:4,6 – All others	1:6,3 – PT 1:4 – All others	1:8,3 – PT 1:3,4 – Ripple 1:3-6 – Wave 1:3 – 6 - Surf	1:6 – PT 1:3 – Toddler 1:4 – All others	1:12 – PT 1:6,8 – All others



Facility Inventory

- Swim Program

1. American Red Cross
2. YMCA
3. Goldfish

- Number of Pools

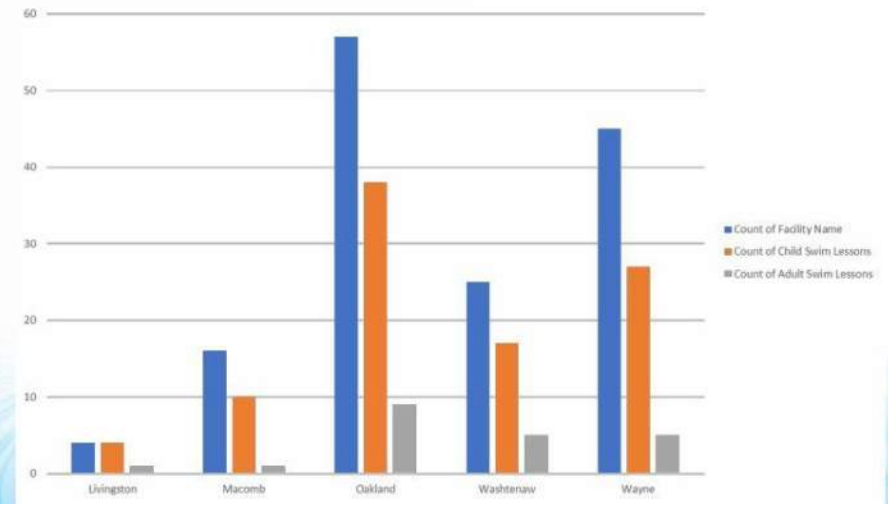
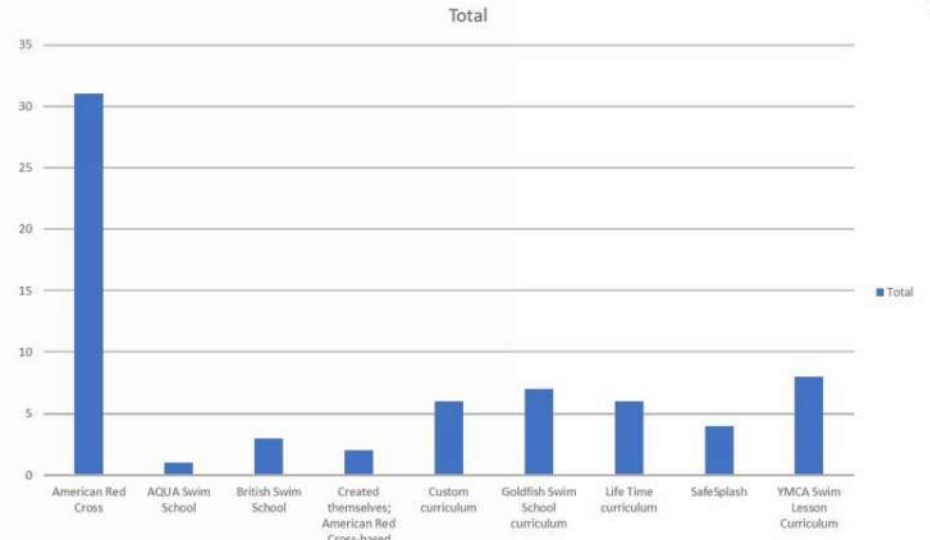
1. Oakland County
2. Wayne County
3. Washtenaw County

- Average fee per lesson - \$18.56






- 96 facilities have child swim lessons

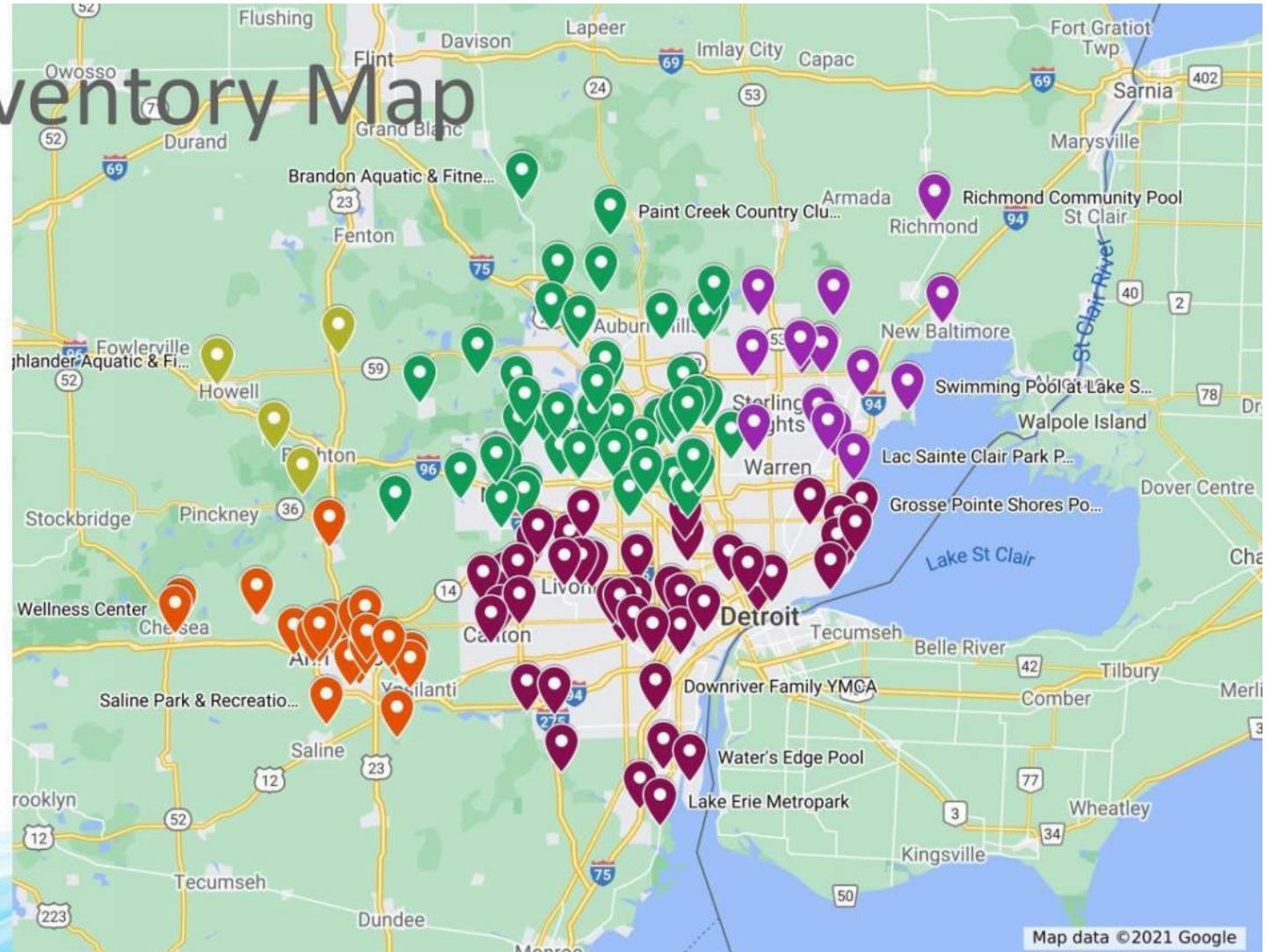
- 21 have adult swim lessons

- Long-term – the map may be able to be updated regularly by each facility



Facility Inventory Map

-  Oakland
-  Wayne
-  Washtenaw
-  Macomb
-  Livingston



Challenges to Swim Instruction

- Wait lists

- Workforce shortage
- Increase in swim lesson needs

- Staffing challenges

- COVID – 19
- Training ability
 - Few Water Safety Instructor Trainers in the area
 - No training “Hubs”
- Swim competency

- American Red Cross

- Lifeguard Instructor Trainers – less than 15
- Water Safety Instructor Trainers – less than 6





5-COUNTY SURVEY

Survey Marketing


- Hosted online
- Flier distributed to libraries and community centers
- Press releases
 - Article in Detroit News
 - C&G Newspapers
- Social Media
- Yard signs
- Metroparks E-Newsletter



Survey Results



1010 Surveys
Returned



Representative
population



Covers all user
groups



Key Takeaways




Amenities needed– lockers, changing rooms, showers

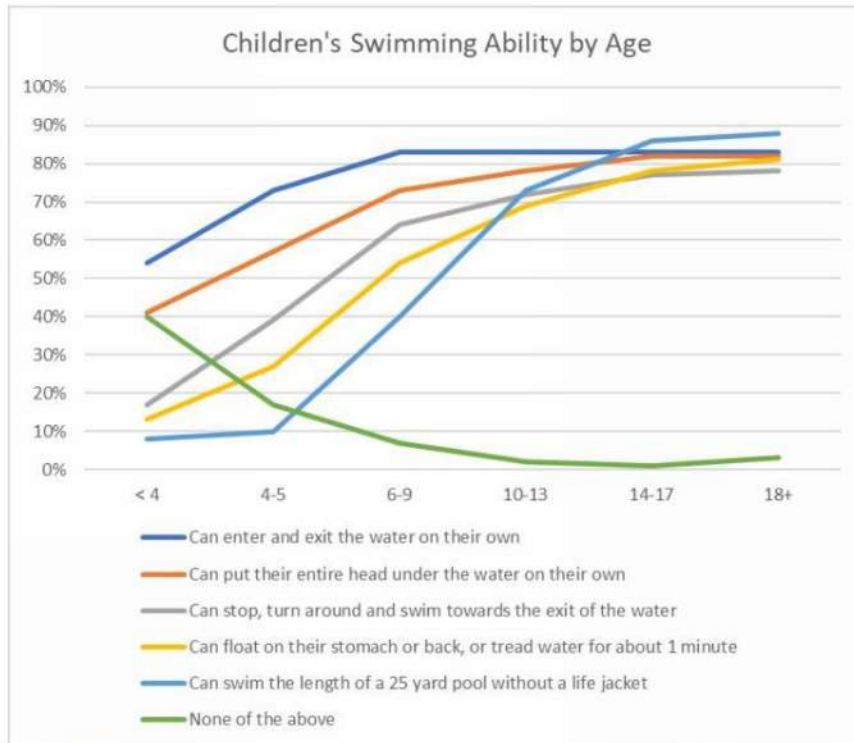
Enhance access to life vests for natural water bodies and pools

Offer a variety of programs to attract non-swimmers and underserved populations

Swimming = splashing and playing with their head above water



Key Takeaways



Detroit residents and people of color self report that they are less proficient swimmers than others

Detroit residents, people of color are more interested in learning to swim

Swimming proficiency appears to increase as children get older

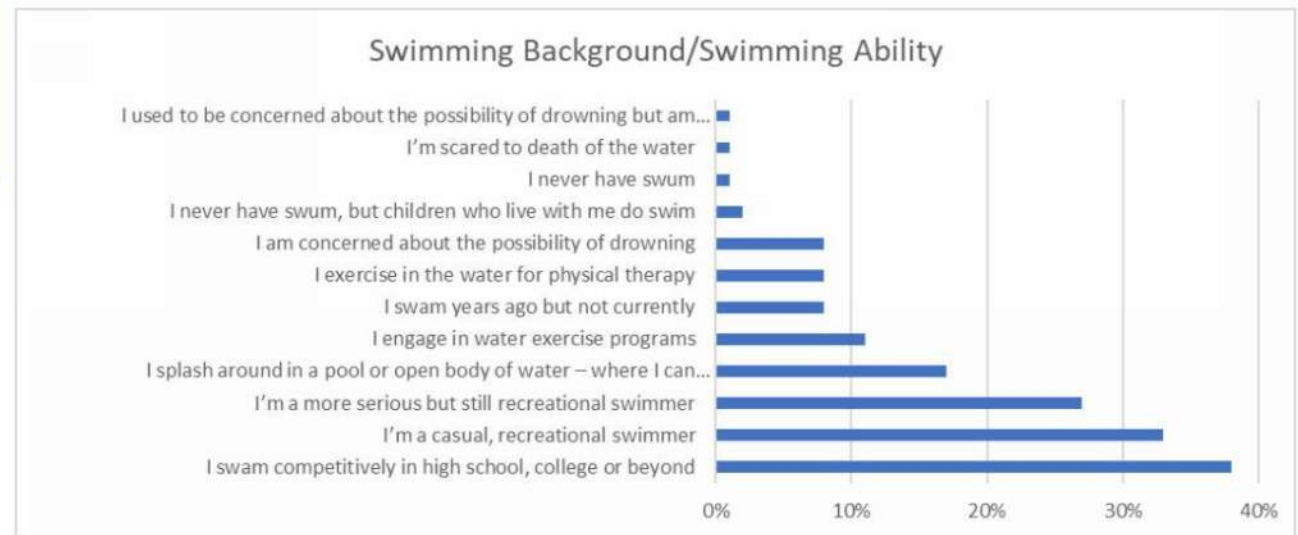
People who are afraid of the water state swimming provide a pleasant way to cool down and spend time with family



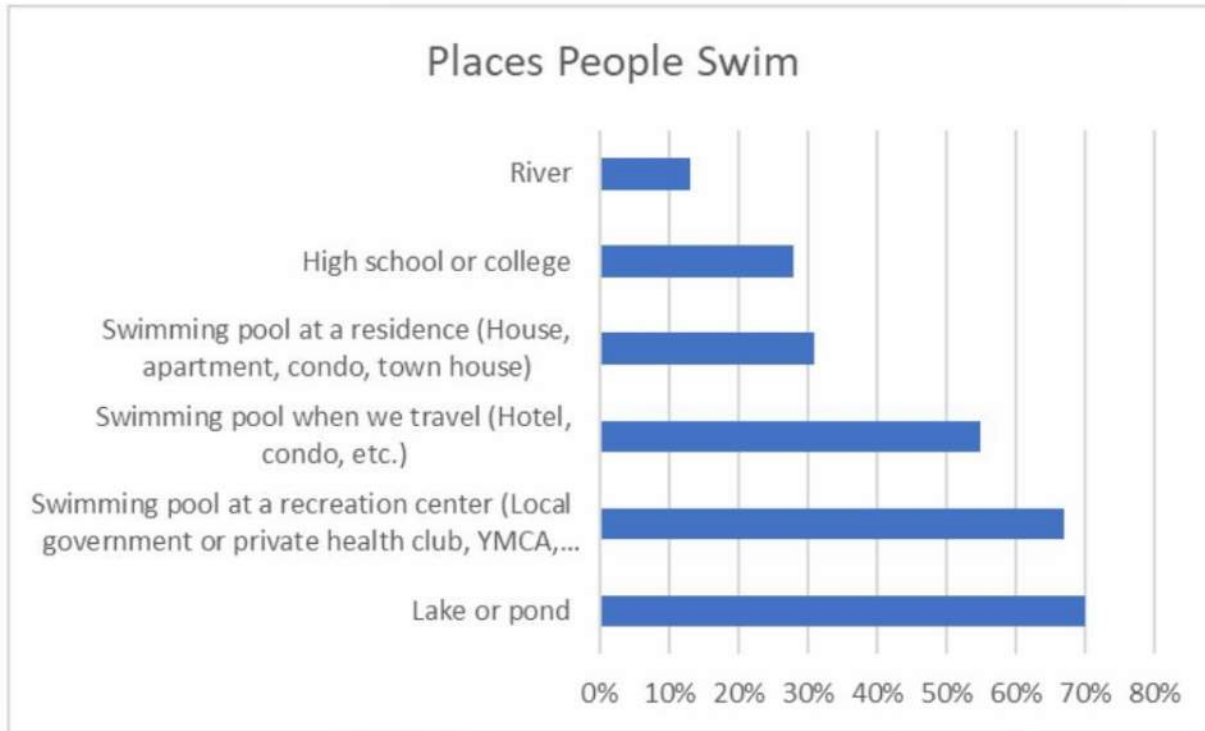
Swimming Background and Ability

More Detroit residents and people of Color

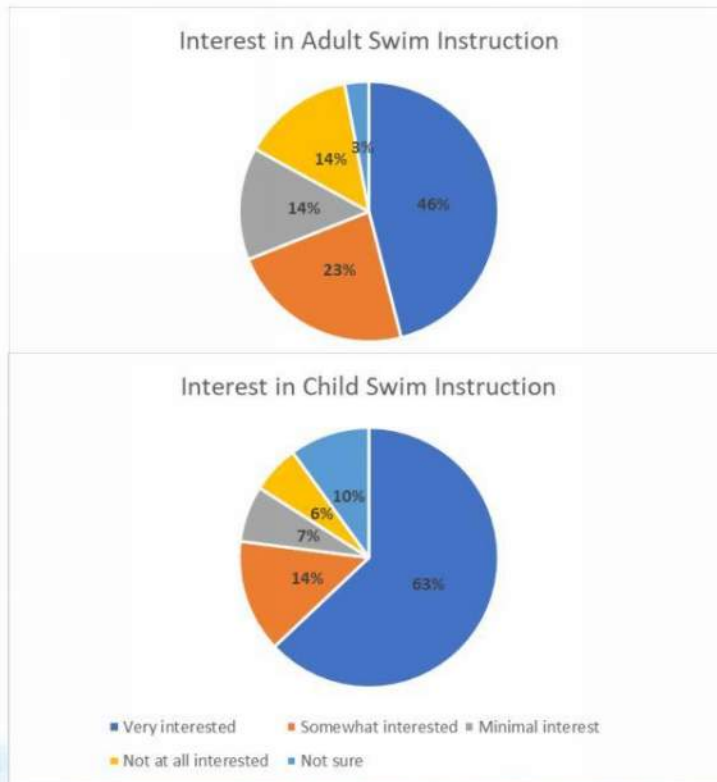
- Are concerned about drowning
- Splash in a pool or body of water where they can stand with their heads above the water



Places People Swim



Interest in Swim Instruction

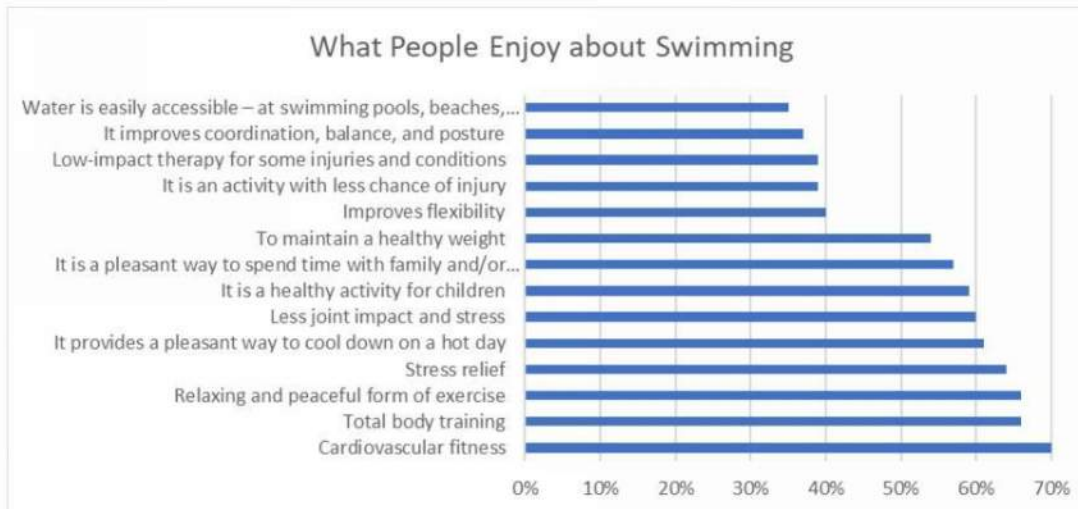


Demos very interested in swim instruction

- Detroit residents
- People of Color
- Women (interested in having children learn to swim)



What People Enjoy about Swimming

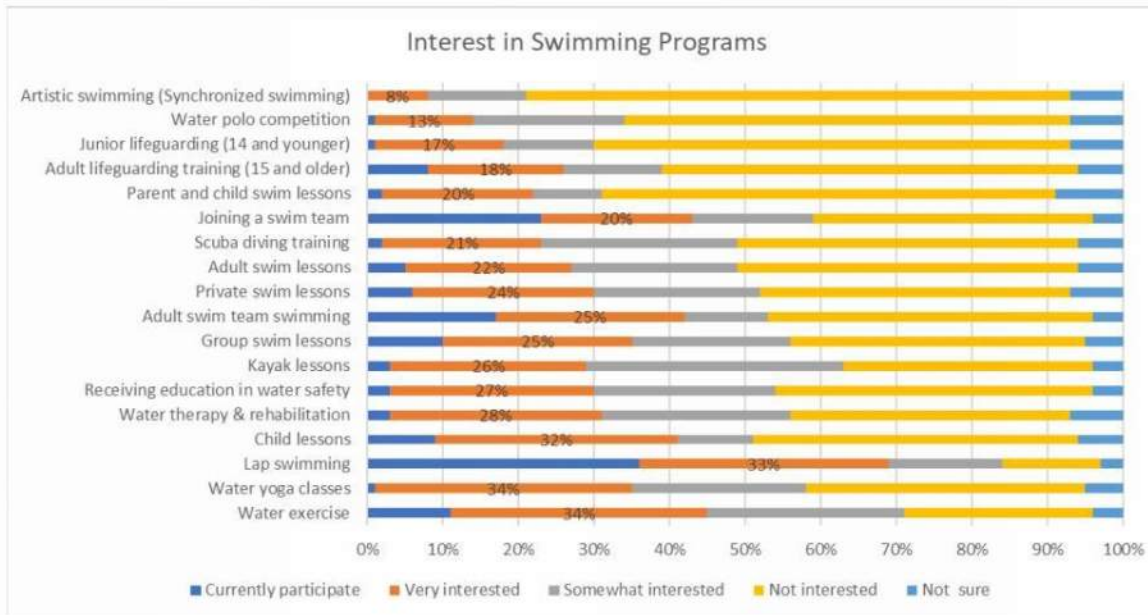


People who are afraid of the water say...

- Swimming provides a pleasant way to cool down
- Pleasant way to spend time with family and friends



Interest in Swimming Programs

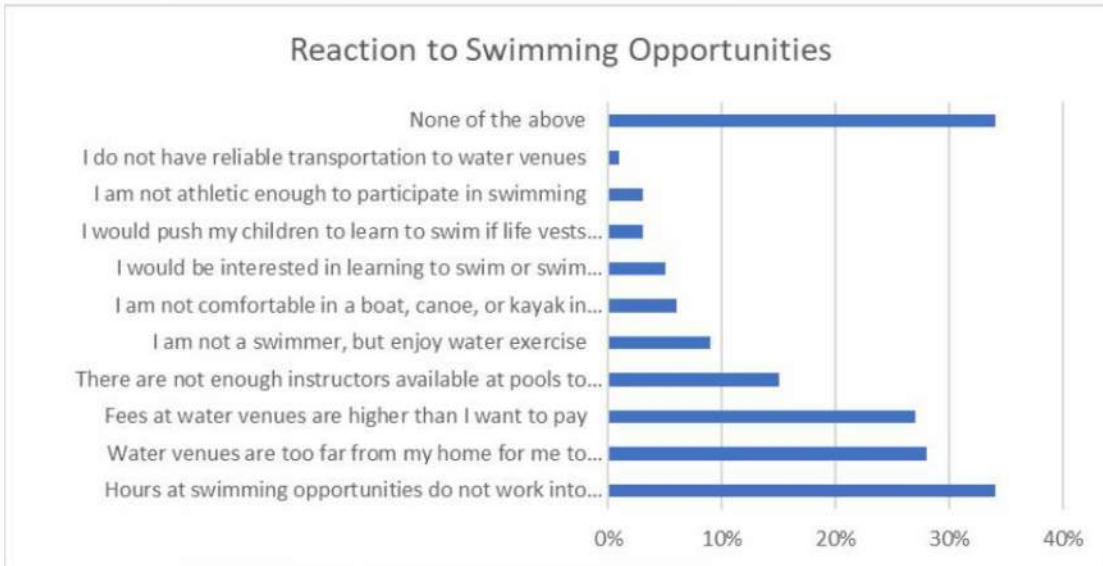


Groups that are **more** interested in existing and potential programs:

- Detroit residents
- People of Color
- Lower income households
- Those that are afraid of the water
- Do not swim/rarely swim



Reaction to Swimming Opportunities



Water venues are too far

- Residents of Detroit
- Women

Fees are too high

- People of Color
- Incomes under \$50,000

Not enough instructors

- Detroit residents
- Women
- People of color
- Incomes under \$50,000
- Afraid of water

Not swimmers, but enjoy water exercise

- Detroit residents
- Women
- People of Color
- Incomes under \$50,000
- Afraid of water
- Do not swim in cold weather months



Feeling Welcome/Safe/Comfortable at Swimming Venues

Feel welcome at urban venues

- Detroit residents

Feel welcome at suburban venues

- Residents outside Detroit
- Men
- Whites

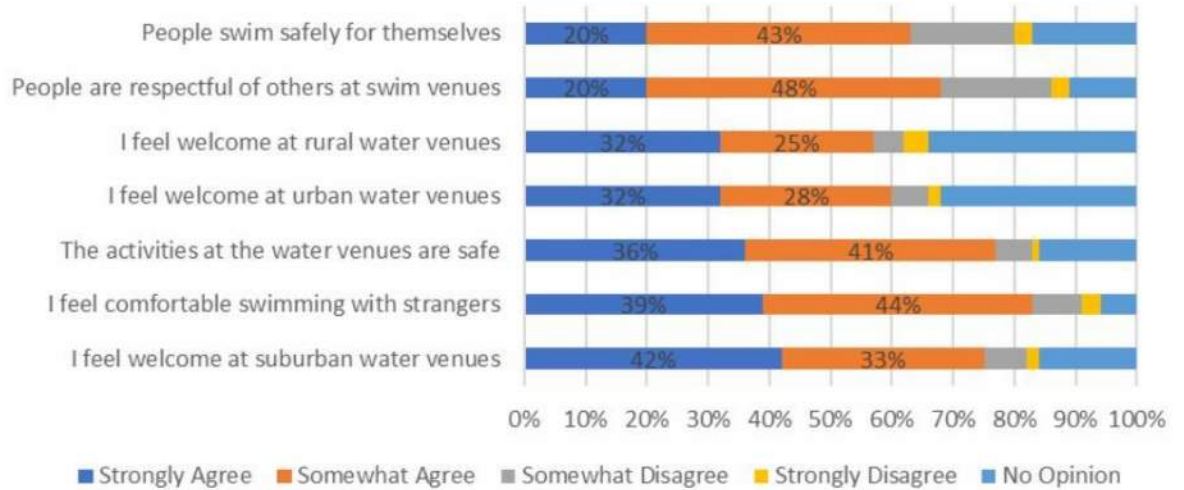
Feel welcome at rural venues

- Residents outside Detroit
- Men
- Whites

Feel comfortable swimming with strangers

- Whites

Feeling Welcome/Safe/Comfortable at Swim Venues





SITE REVIEW

AQUATIC USER GROUPS

RECREATION



COMPETITION



INSTRUCTION



WELLNESS & THERAPY



HCMA Facility Review – Lake St. Clair Metropark Pool

Amenities

- Ladder Entry
- ADA Lift
- Two waterslides
- Minimum depth – 3 ft.
- Maximum depth – 12 ft.
- Inflatable play structure
- Two climbing walls



HCMA Facility Review – Lake Erie Metropark Great Wave Pool

Amenities

- Zero beach entry
- ADA ramp
- Minimum depth – 0 ft.
- Maximum depth – 8 ft.
- Spray features
- Wave action



HCMA Facility Review – Willow

Metropark Pool Amenities

- Zero beach, stair, ADA lift
- Minimum depth – 0 ft.
- Maximum depth – 4 ft.
- 25 – Yard Lap Lanes (3)
- Spray features
- Family slide
- Bench seating
- Basketball



Facility Review

Features	Lap Lanes	Shallow Water	Diving Area	Bench Seating	Zero Depth	Slide	Play Structure	Spray Features
Lake St. Clair Metropark Pool	✗	✓	✓			✓	✓	✓
Lake Erie Metropark Great Wave Pool	✗	✓			✓			✓
Willow Metropark Pool	✓	✓		✓	✓	✓	✓	✓

Facility Review

- Changes to facilities/new facilities should all start with a feasibility process
- Amenities should reflect goals of the facility/users
- Many user groups seek similar amenities
 - Shallow water – learn to swim, recreation, wellness/therapy
 - Easy accessibility – recreation, instruction, wellness/therapy
 - Bench seating - recreation, instruction, wellness/therapy
 - Moving water/jets - recreation, wellness/therapy
- Minimize attractions that meet the needs of smaller groups
 - Wave pools – recreation (can be designed differently now)
 - Body slides – attractions, not for use for everyone
 - Ladder only entrances – great for competition pools
 - Deep only water – great for competition pools



Goals, Objectives and Partnerships

Improve Swimming Ability and Water Competence

Swimming Ability	Water Competence	Participation	Program Focus Areas	Staffing	Raise Awareness of Inequities
<ul style="list-style-type: none">90% of children can stop/exit the water on their own by age 9	<ul style="list-style-type: none">Water safety taught in most schools	<ul style="list-style-type: none">Increase access to scholarship programs	<ul style="list-style-type: none">Increase vertical swim programs	<ul style="list-style-type: none">Create training hub	<ul style="list-style-type: none">Develop a SE Michigan Aquatics Board



THANK YOU!!

December 15 and 16, 2021



Huron-Clinton Metroparks

Agenda

- Introductions
- Map Review
- Goals and Objectives Discussion



Southeastern Michigan Swim Program

✓ Existing Conditions – “State of Swimming”

- ✓ Inventory and compare amenities and features of public and nonprofit facilities
- ✓ Inventory and categorize swim instruction/water safety programs
- ✓ Identify challenges for swim instruction and water competence programming at Public/Non-Profit Pools
- ✓ Conduct representative survey on swimming abilities, identify barriers to access.

✓ Develop Goals and Objectives

- ✓ Review “State of Swimming Report” and survey findings
- ✓ Identify roles for participating agencies in goals and objectives

• Develop Programming Action Plan

- Recommendations for Metroparks facility infrastructure renovations to support accessible and inclusive swim programming
- General recommendations for partner facility infrastructure renovations
- Outreach strategies to encourage sign-ups in targeted populations and geographic areas
- Program focus areas
- Strategy for hiring/training/retaining lifeguards
- Marketing strategy for a plan to raise awareness around swimming inequities



Committee Tasks

- Assist in developing goals/objectives
- Identify areas for partnerships or ways your agency can participate



Proposed Goals and Objectives

- **Swimming Ability**
 - 90% of children can stop/exit the water on their own by age 9
 - Add open water swimming to competency list – more than 70% swim in lakes/ponds
- **Water Competence**
 - Water safety taught in most schools
 - Develop relationships with schools
- **Participation**
 - Increase access to scholarship programs
 - Lessons do not need to be self supporting – can find partnerships
 - Wayne county – chandler pool
 - Provide no/low cost swim lessons
 - Corporate sponsorships, Michigan based
 - Transportation needs
 - HCMA Transportation Programs
 - Detroit bus company
 - Summer only transportation services
 - Look at lesson package structure – be more flexible
- **Program Focus Areas**
 - Increase vertical swim programs
- **Staffing**
 - Create training hub
 - One in each county
 - Sharing resources across counties
 - Locations to train indoors
 - Gibraltar – Carleson SD
 - Get more area entities to submit for IT Academies
- **Raising Awareness of Inequities**
 - Develop a SE Michigan Aquatics Board
 - Identify makeup of board
- **Current Facility Improvements**
 - Lake St. Clair improvements
 - Improvements for area facilities



Questions Raised

- How do the pool locations match population?
- What are the drive times to pools?
- Does the number/location of pools meet the needs of the community?

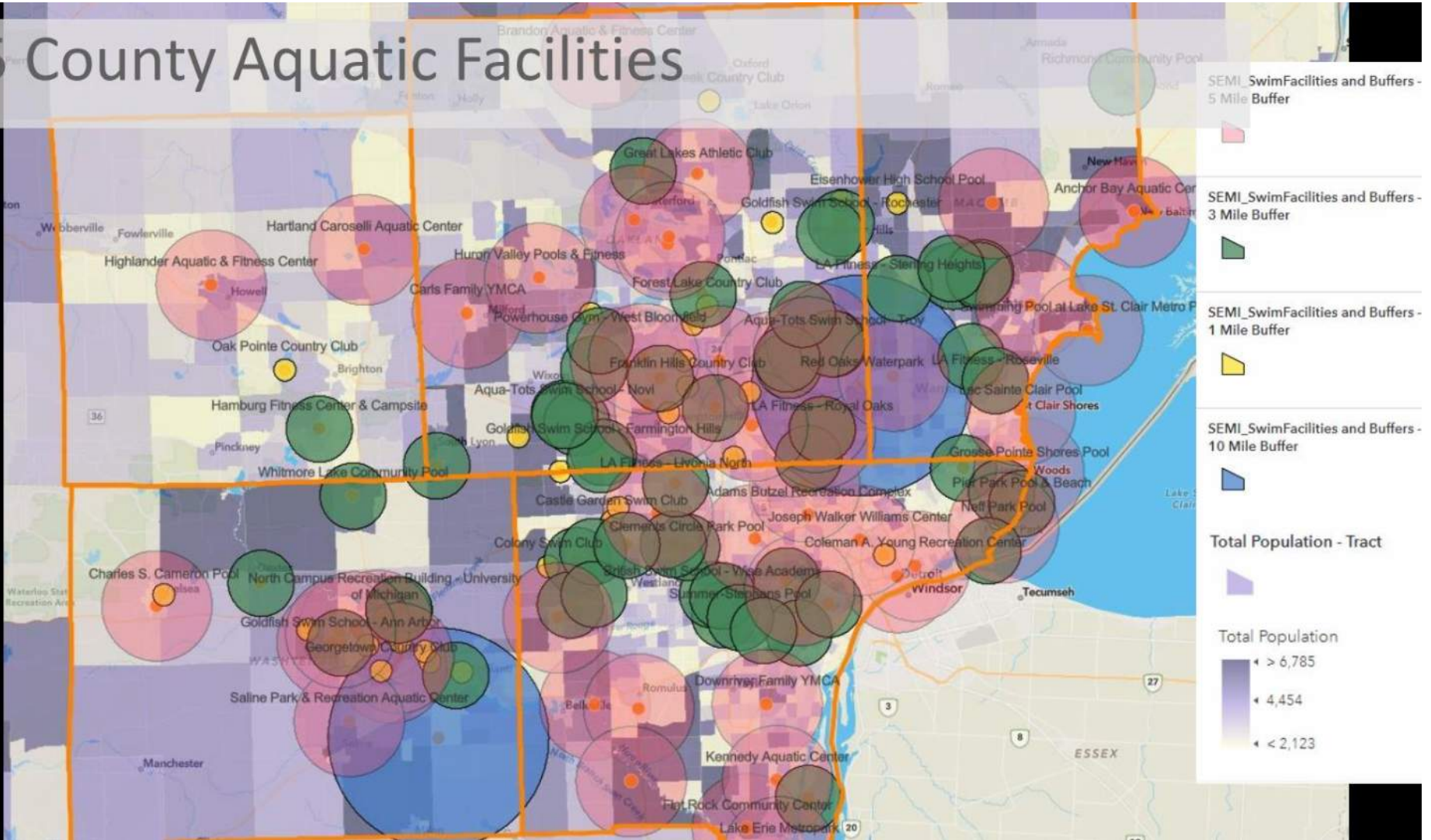


Standards

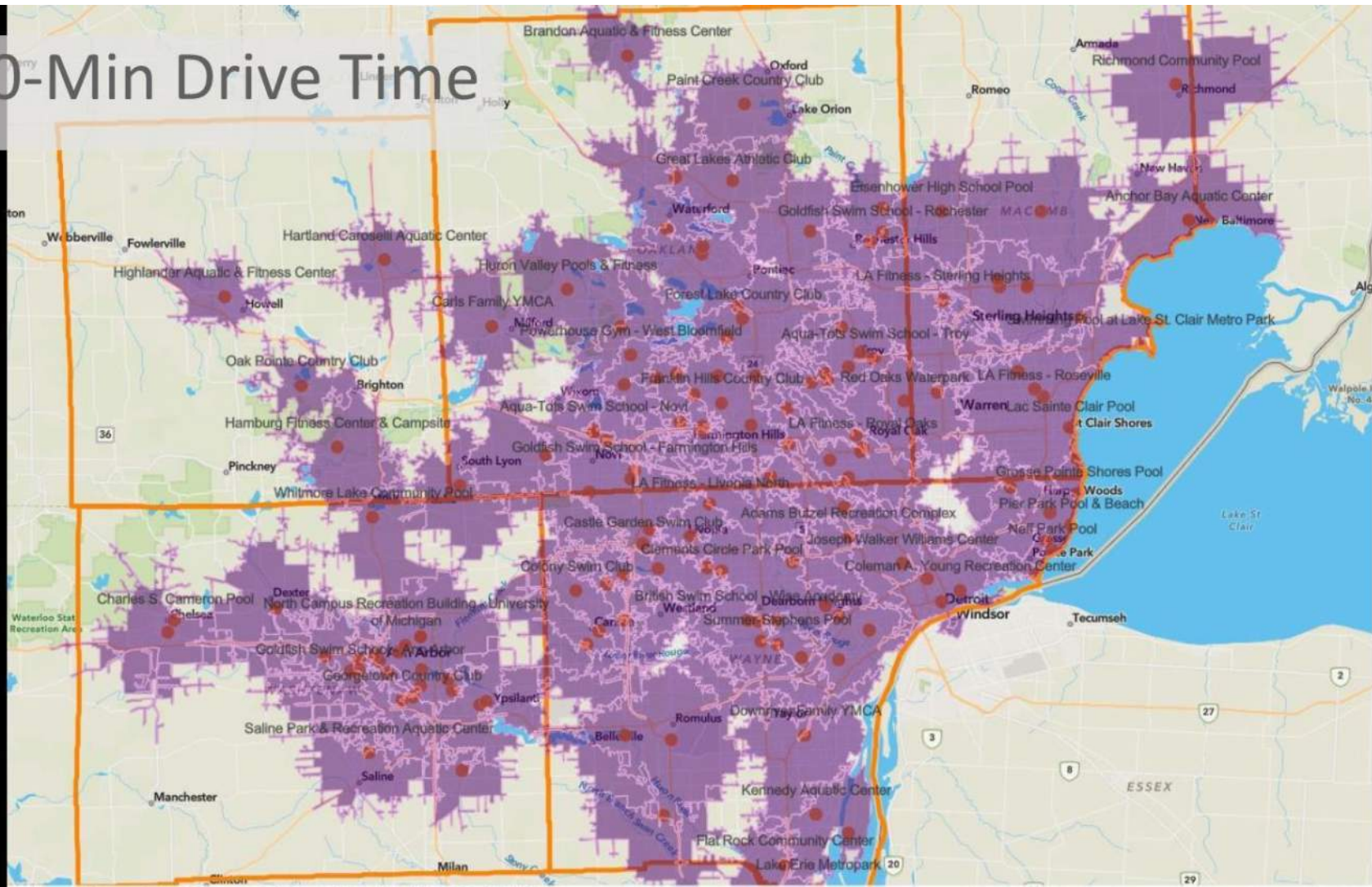
- **Neighborhood Model – Walking time**
 - Pre-1990's
 - Each neighborhood had a pool within walking distance
 - One pool per every 20,000 in population
- **Regional/Central Model – Driving time**
 - Post 1990's
 - Pools are now within an appropriate drive time
- **Current Master Plans**
 - Blend of both Neighborhood and Regional/Central Approach

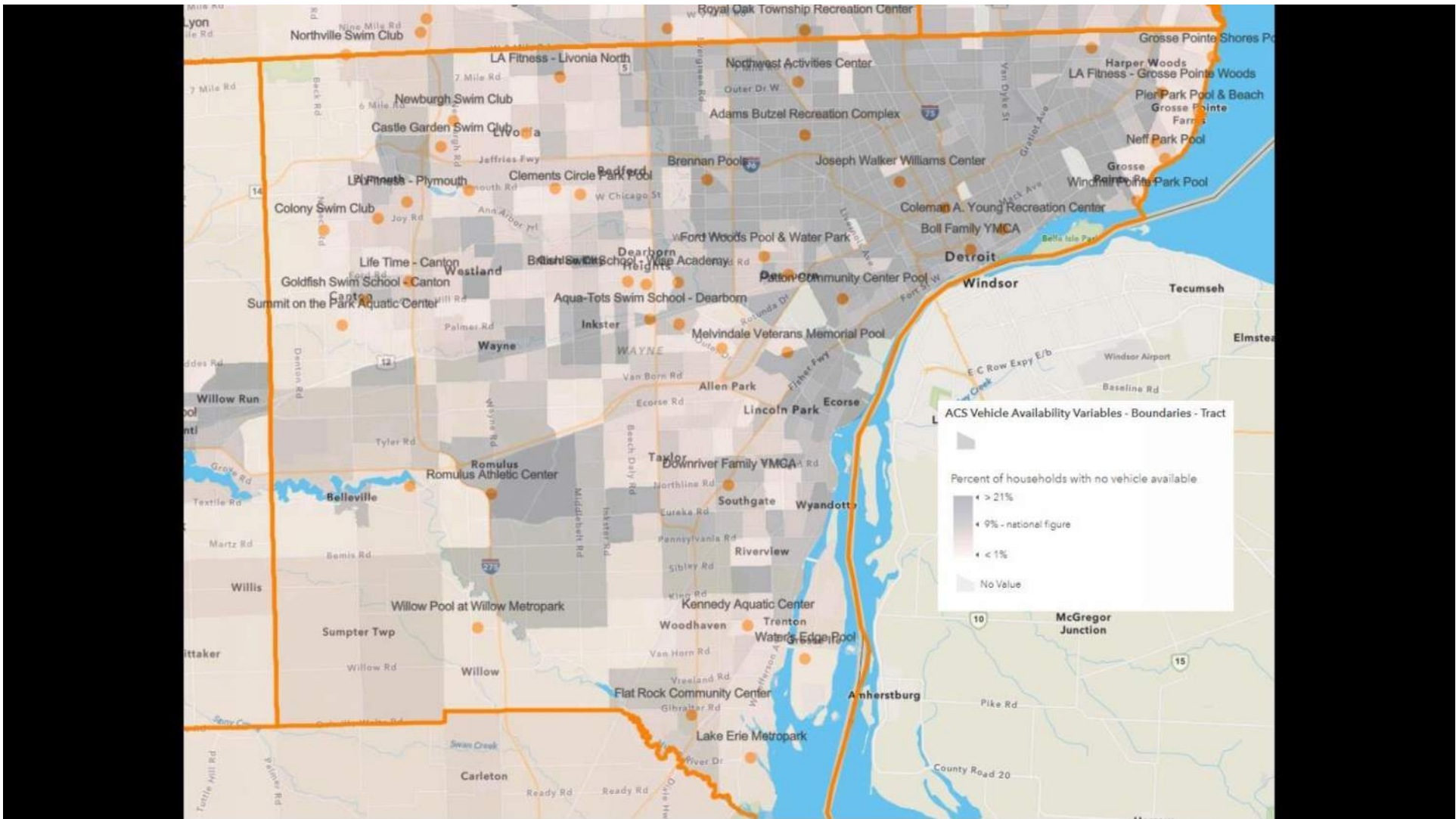


5 County Aquatic Facilities

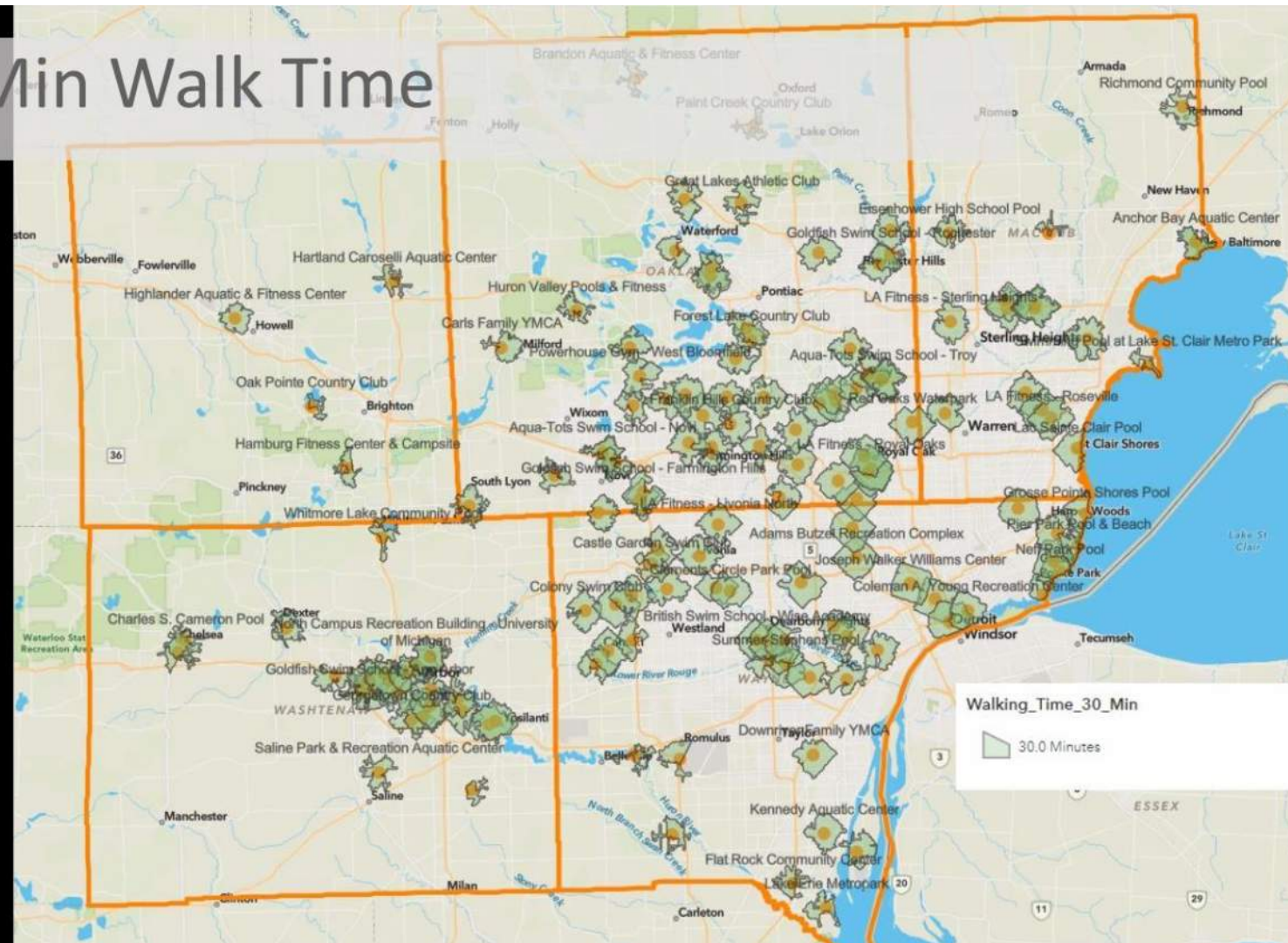


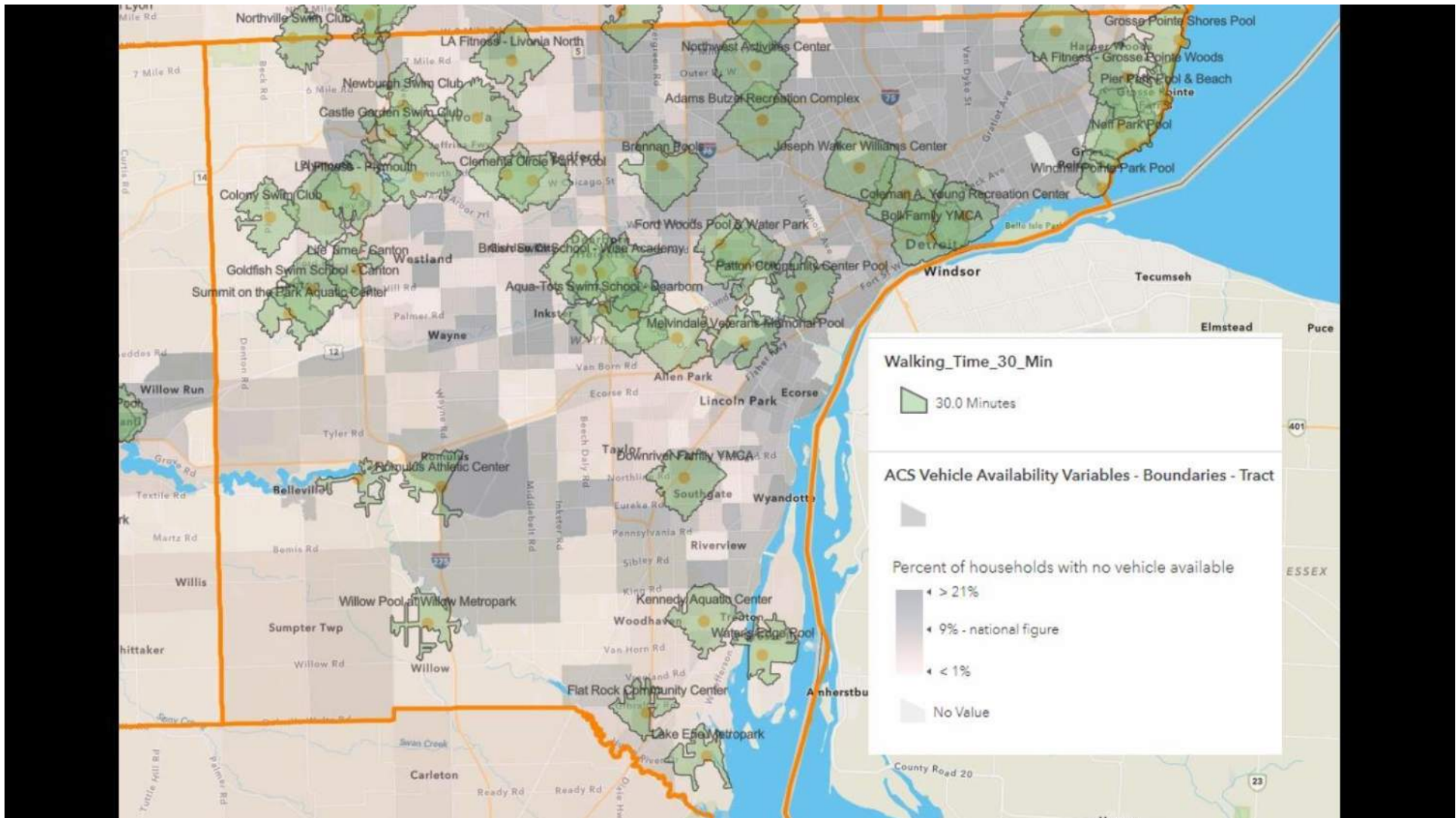
10-Min Drive Time



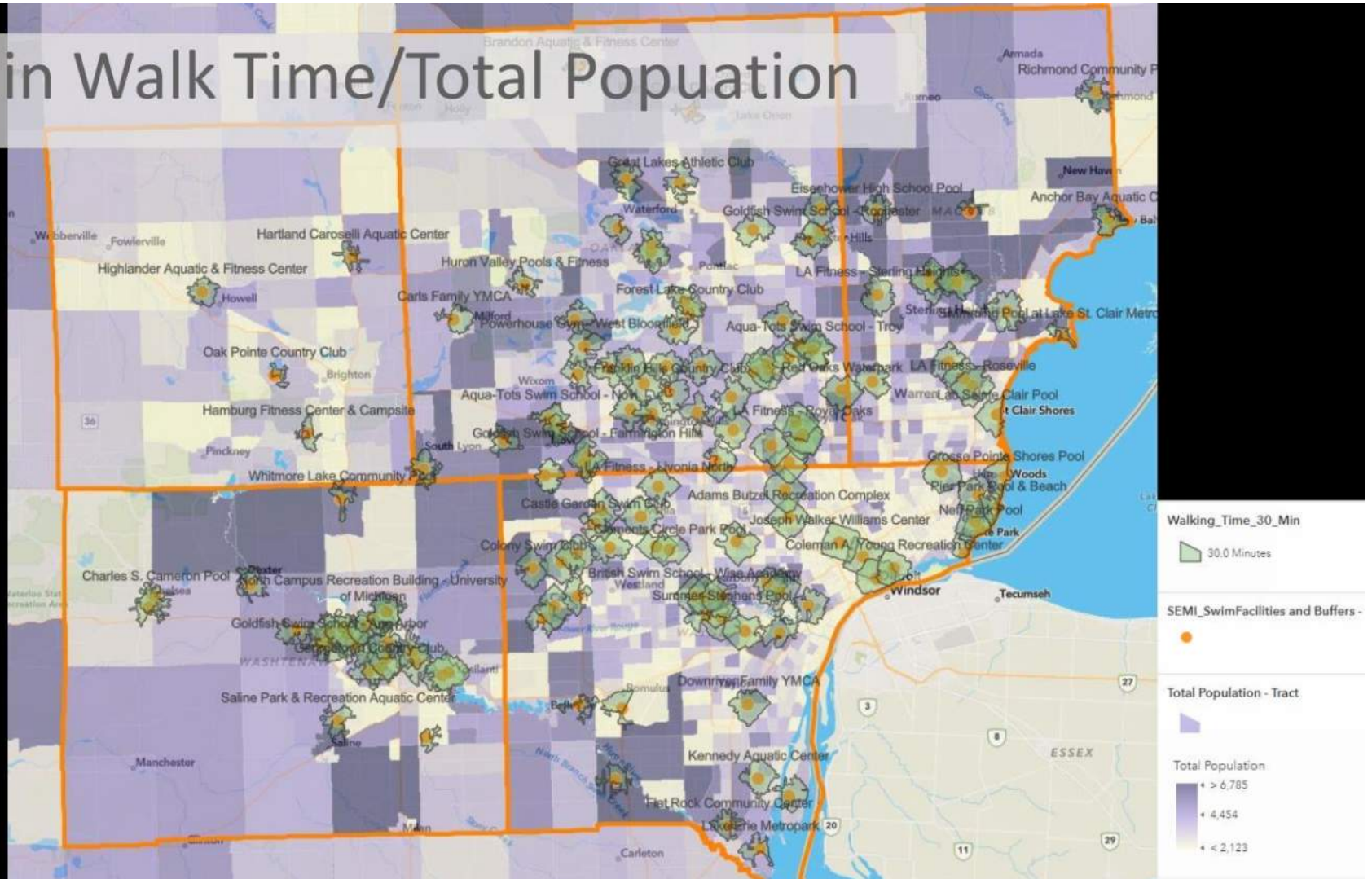


30-Min Walk Time





30-Min Walk Time/Total Population



Summary

- Well-served areas

- Suburban
- Areas with high access to vehicles

- Not well-served

- Areas with low access to vehicles
- Rural areas

- Gaps appear when considering reasonable service areas

County	Population	Facilities	One facility per
Livingston	193,866	4	48,467
Macomb	881,217	16	55,076
Oakland	1,274,395	56	22,757
Washtenaw	372,258	25	14,890
Wayne	1,793,561	45	39,857



Proposed Goals and Objectives

- **Swimming Ability**
 - 90% of children can stop/exit the water on their own by age 9
 - Add open water swimming to competency list – more than 70% swim in lakes/ponds
- **Water Competence**
 - Water safety taught in most schools
 - Develop relationships with schools
- **Participation**
 - Increase access to scholarship programs
 - Lessons do not need to be self supporting – can find partnerships
 - Wayne county – chandler pool
 - Provide no/low-cost swim lessons
 - Corporate sponsorships, Michigan based
 - Transportation needs
 - HCMA Transportation Programs
 - Detroit bus company
 - Summer only transportation services
 - Look at lesson package structure – be more flexible
- **Program Focus Areas**
 - Increase vertical swim programs
- **Staffing**
 - Create training hub
 - One in each county
 - Sharing resources across counties
 - Locations to train indoors
 - Gibraltar – Carleson SD
 - Get more area entities to submit for IT Academies
- **Raising Awareness of Inequities**
 - Develop a SE Michigan Aquatics Board
 - Identify makeup of board
- **Current Facility Improvements**
 - Lake St. Clair improvements
 - Improvements for area facilities



Swimming Ability	Water Competence	Participation	Program Focus Areas	Staffing	Raise Awareness of Inequities	Current Facility Improvements
<ul style="list-style-type: none"> 90% of children can stop/exit the water on their own by age 9 Add open water swimming to competency list—more than 70% swim in lakes/ponds 	<ul style="list-style-type: none"> Water safety taught in most schools <ul style="list-style-type: none"> Develop relationships with schools 	<ul style="list-style-type: none"> Increase access to scholarship programs <ul style="list-style-type: none"> Lessons do not need to be self supporting—can find partnerships Wayne county—chandler pool Provide no/low cost swim lessons Corporate sponsorships, Michigan based Transportation needs <ul style="list-style-type: none"> HCMA Transportation Programs Detroit bus company Summer only transportation services Look at lesson package structure—be more flexible 	<ul style="list-style-type: none"> Increase vertical swim programs 	<ul style="list-style-type: none"> Create training hub <ul style="list-style-type: none"> One in each county? Sharing resources across counties Locations to train indoors <ul style="list-style-type: none"> Gibraltar—Carleson SD Get more area entities to submit for IT Academies Transportation to parks for training or staffing 	<ul style="list-style-type: none"> Develop a SE Michigan Aquatics Board <ul style="list-style-type: none"> Identify makeup of board HCMA Marketing Department—raising awareness <ul style="list-style-type: none"> Create marketing campaign 	<ul style="list-style-type: none"> Lake St. Clair improvements Improvements for area facilities
Participating Agencies						
<ul style="list-style-type: none"> HCMA Detroit Riverfront Conservancy American Red Cross Detroit public schools community district 	<ul style="list-style-type: none"> HCMA Detroit Riverfront Conservancy Stop Drowning Now Zach Foundation Detroit public schools community district 	<ul style="list-style-type: none"> HCMA Detroit Riverfront Conservancy American Red Cross USA Swimming Foundation Sport Ability—RIM Detroit public schools community district 	<ul style="list-style-type: none"> HCMA Sport Ability—RIM 	<ul style="list-style-type: none"> HCMA American Red Cross SJ Aquatics 	<ul style="list-style-type: none"> MParks Diversity in Aquatics International Water Safety Foundation SJ Aquatics—Board Lynda Jeffries 	<ul style="list-style-type: none"> HCMA



THANK YOU!!

March 15 and 16, 2022



Huron-Clinton Metroparks

Agenda

- Swim Program Action Plan
- Action Plan Discussion



Southeastern Michigan Swim Program

✓ Existing Conditions – “State of Swimming”

- ✓ Inventory and compare amenities and features of public and nonprofit facilities
- ✓ Inventory and categorize swim instruction/water safety programs
- ✓ Identify challenges for swim instruction and water competence programming at Public/Non-Profit Pools
- ✓ Conduct representative survey on swimming abilities, identify barriers to access.

✓ Develop Goals and Objectives

- ✓ Review “State of Swimming Report” and survey findings
- ✓ Identify roles for participating agencies in goals and objectives

• Develop Programming Action Plan

- Recommendations for Metroparks facility infrastructure renovations to support accessible and inclusive swim programming
- General recommendations for partner facility infrastructure renovations
- Outreach strategies to encourage sign-ups in targeted populations and geographic areas
- Program focus areas
- Strategy for hiring/training/retaining lifeguards
- Marketing strategy for a plan to raise awareness around swimming inequities



Committee Tasks

- Assist in developing goals/objectives
- Identify areas for partnerships or ways your agency can participate



Proposed Goals and Objectives

HCMA Swim Program Goals

Swimming Ability	Water Competence	Participation	Program Focus Areas	Staffing	Raise Awareness of Inequities	Current Facility Improvements
<p>90% of children can stop/exit the water on their own by age 9</p> <p>Add open water swimming to competency list – more than 70% swim in lakes/ponds</p>	<p>Water safety taught in most schools</p> <p>Develop relationships with schools</p>	<p>Increase access to scholarship programs</p> <p>Provide no/low-cost swim lessons</p> <p>Acquire corporate sponsorships to fun program</p> <p>Investigate transportation programs (low priority)</p> <p>Expand the “Swim in the D” program to more than 2 days</p>	<p>Increase vertical swim programs</p>	<p>Develop Metroparks in training hub in SE Michigan</p> <ul style="list-style-type: none"> ○ Look for partners in all 5 counties <p>Get more area entities to submit for American Red Cross IT Academies</p> <p>Investigate transportation program to parks for training or staffing</p>	<p>Develop a SE Michigan Aquatics Board</p> <p>HCMA Marketing Department – Raising Awareness campaign</p>	<p>Lake St. Clair improvements</p> <p>HCMA Aquatics Master Plan</p> <p>Improvements for area facilities</p>

HCMA Swim Program Goals						
Swimming Ability	Water Competence	Participation	Program Focus Areas	Staffing	Raise Awareness of Inequities	Current Facility Improvements
Action Plan						
Secure funding to expand the "Swim in the D" program	Develop a list of schools/districts that are interested in swim instruction -or- swim safety curriculums	Secure funding to expand the "Swim in the D" program	Train instructors in other fitness modalities	Register HCMA with the American Red Cross as an LTP <ul style="list-style-type: none"> Swim Instruction Lifeguard Training 	Develop marketing collateral for swimming campaign.	Lake St. Clair <ul style="list-style-type: none"> Main drain renovations New pool lift Ramp/zero depth entry Bench seating UV disinfection Lap lanes
Expand "Swim in the D" program to continue year round	Identify areas in school curriculums that can support swim safety training	Expand "Swim in the D" program to continue year round	Identify a spectrum of programs that meet facility specs	Find year-round facilities to partner with an offer training <ul style="list-style-type: none"> Could be part of the "Swim in the D" Program. 	Create collateral that can be utilized by all swim facilities in the region.	Lake Erie <ul style="list-style-type: none"> UV disinfection
Expand the program into the community: <ul style="list-style-type: none"> Apartments Water fronts Metropark Pools Partner facilities 	Identify after school programs interested in participating	Identify after school programs interested in participating	Utilize outside vendors/contractors for some programs	Create a "Junior Guard" program	Utilize stats from annual/semi-annual swim program survey	Willow Metropark Pool <ul style="list-style-type: none"> UV disinfection
Create a process for annual/semi-annual swim program survey to track swim ability changes	Provide in-class training collateral	Considerations: Work with a sponsorship consultant to assist in acquiring corporate sponsorships	Create a program plan for new programs and profitability goals	Create an in-house training program within HCMA <ul style="list-style-type: none"> Lifeguarding Swim Instruction 	Create news media package	Aquatics Master Plan: <ul style="list-style-type: none"> Identify funding Issue RFP Create plan
Considerations: Register HCMA with the American Red Cross swim instruction program	Provide pool session time changes			Work with American Red Cross/HCMA/partners to host IT academy trainings	Advertise in schools, radio, local news stations to coincide with "Swim in the D" program sign ups.	Area facilities: <ul style="list-style-type: none"> Renovations or new facilities should start with feasibility/programming process Amenities should reflect goals of the facility/users Emphasize amenities that meet multiple user groups
Submit course records for each swim session taught				Considerations: Create marketing plan for social media marketing <ul style="list-style-type: none"> Tiktok Instagram – reels <ul style="list-style-type: none"> @Fbh2o @Roundrocklifeguards @Newbraunfelsaquatics 	Expand the "brand" of "Swim in the D" to other area providers	Considerations: Consider creating a funding/grant program through the SE Michigan
					Create a process for partnerships	

Swimming Ability

- Goals

- 90% of children can stop/exit the water on their own by age 9
- Add open water swimming to competency list – more than 70% swim in lakes/ponds

- Action Plan

1. Secure funding to expand the “Swim in the D” program
2. Expand “Swim in the D” program to continue year round
3. Expand the program into the community:
 - Apartments
 - Water fronts
 - Metropark Pools
 - Partner facilities
4. Create a process for annual/semi-annual swim program survey to track swim ability changes



Swimming Ability

- Considerations

- Register HCMA with the American Red Cross swim instruction program
- Submit course records for each swim session taught

- Potential Partners

- HCMA
- Detroit Riverfront Conservancy
- City of Detroit
- American Red Cross
- Detroit public schools community district
- Boy Scouts – Waterfront
- YMCA - Waterfront



Water Competence

- **Goals**

- Water safety taught in more schools
- Develop relationships with schools

- **Action Plan**

1. Develop a list of schools/districts that are interested in swim instruction -or- swim safety curriculums
2. Identify areas in school curriculums that can support swim safety training
3. Identify after school programs interested in participating
4. Provide in-class training collateral
5. Provide pool session time



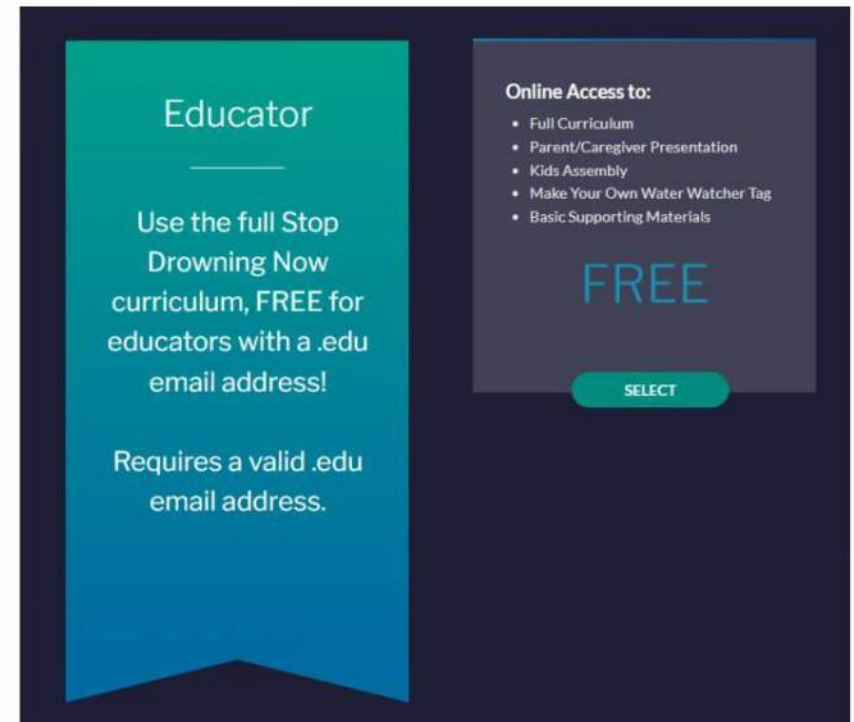
Swimming Ability

- Considerations

- N/A

- Potential Partners

- HCMA
- Detroit Riverfront Conservancy
- City of Detroit
- **Stop Drowning Now**
- Detroit public schools community district
- American Red Cross (Whale tales, CPR)



The screenshot displays a dark-themed interface for the 'Stop Drowning Now' program. On the left, a teal banner with a white ribbon-like bottom edge contains the text: 'Educator' followed by a horizontal line, 'Use the full Stop Drowning Now curriculum, FREE for educators with a .edu email address!', and 'Requires a valid .edu email address.' On the right, a dark grey box titled 'Online Access to:' lists four items: 'Full Curriculum', 'Parent/Caregiver Presentation', 'Kids Assembly', and 'Make Your Own Water Watcher Tag'. Below this list, the word 'FREE' is written in large, light blue letters, and a teal button with the word 'SELECT' in white is positioned at the bottom.



Participation

•Goals

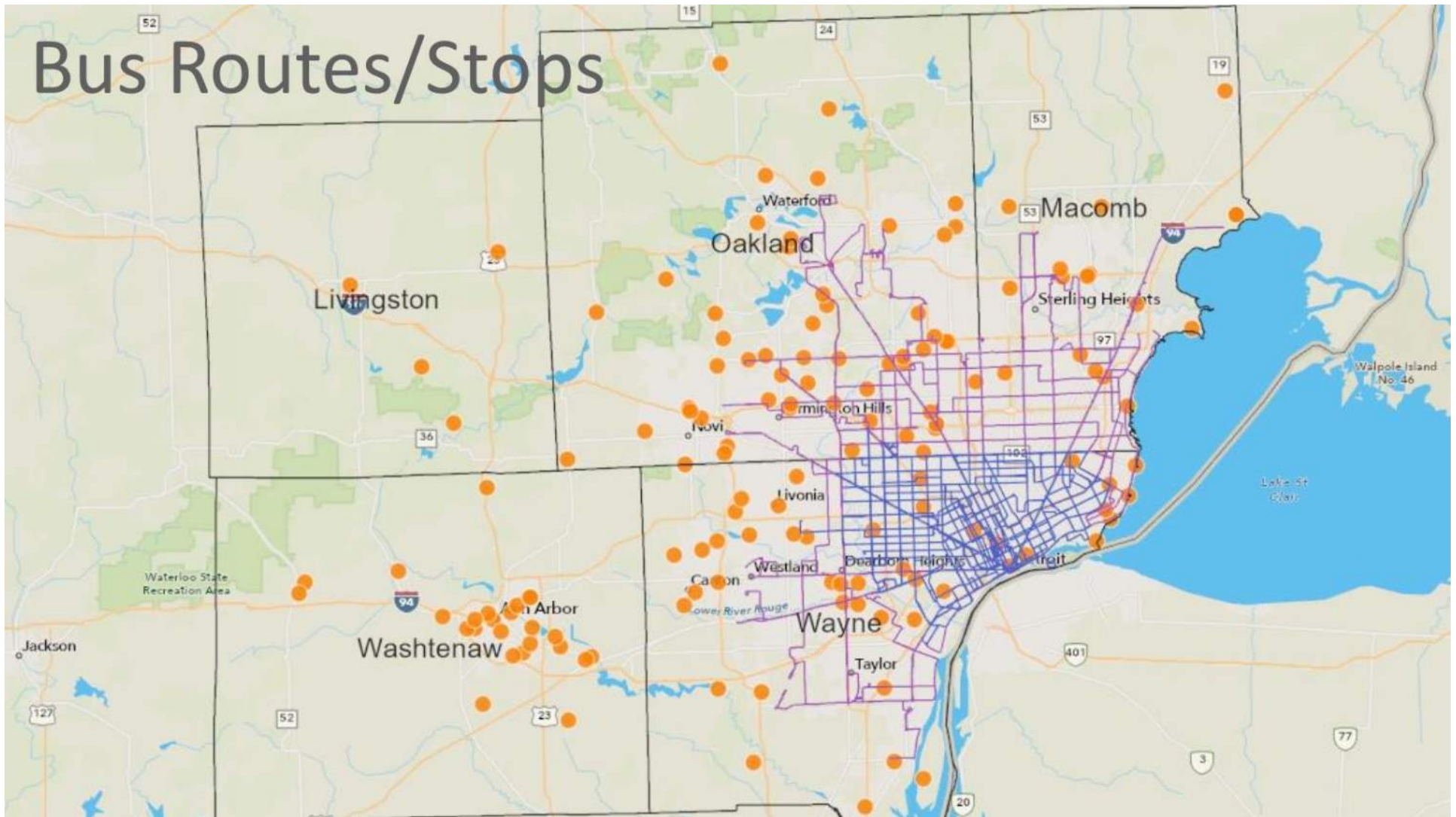
- Increase access to scholarship programs
- Provide no/low-cost swim lessons
- Acquire corporate sponsorships to fun program
- Investigate transportation programs (low priority)
- Expand the “Swim in the D” program to more than 2 days

•Action Plan

1. Secure funding to expand the “Swim in the D” program
2. Expand “Swim in the D” program to continue year round
3. Identify after school programs interested in participating



Bus Routes/Stops



Participation

- Considerations

- Work with a sponsorship consultant to assist in acquiring corporate/large sponsorships

- Potential Partners

- HCMA
- Detroit Riverfront Conservancy
- City of Detroit
- American Red Cross
- USA Swimming Foundation
- Sport Ability – RIM
- Detroit public schools community district



Program Focus Areas

- Goals

- Increase vertical swim programs

- Action Plan

1. Train instructors in other fitness modalities
2. Identify a spectrum of programs that meet facility specs
3. Utilize outside vendors/contractors for some programs
4. Create a program plan for new programs and profitability goals



Program Focus Areas

- Considerations
 - N/A
- Potential Partners
 - HCMA
 - Sports Ability - RIM



Staffing

- Goals

- Develop Metroparks in training hub in SE Michigan
 - Look for partners in all 5 counties
- Get more area entities to submit for American Red Cross IT Academies
- Investigate transportation program to parks for training or staffing

- Action Plan

1. Register HCMA with the American Red Cross as an LTP
 - Swim Instruction
 - Lifeguard Training
2. Find year-round facilities to partner with an offer training
 - Could be part of the “Swim in the D” Program
3. Create a “Junior Guard” program
4. Create an in-house training program within HCMA
 - Lifeguarding
 - Swim Instruction
5. Work with American Red Cross/HCMA/partners to host IT academy trainings



Staffing

• Considerations

- Create marketing plan for social media marketing
 - TikTok
 - Instagram – reels
 - [@Fbh2o](#)
 - [@Roundrocklifeguards](#)
 - [@Newbraunfelsaquatics](#)

• Potential Partners

- HCMA
- American Red Cross
- SJ Aquatics





Raise Awareness of Inequities

•Goals

- Develop a SE Michigan Aquatics Board
- HCMA Marketing Department – Raising Awareness campaign

•Action Plan

1. Develop marketing collateral for swimming campaign
2. Create collateral that can be utilized by all swim facilities in the region
3. Utilize stats from annual/semi-annual swim program survey
4. Create news media package
5. Advertise in schools, radio, local news stations to coincide with “Swim in the D” program sign ups



Raise Awareness of Inequities

- Considerations

- Expand the “brand” of “Swim in the D” to other area providers
- Create a process for partnerships

- Potential Partners

- MParks
- Diversity in Aquatics
- International Water Safety Foundation
- American Red Cross
- SJ Aquatics – Board
- Lynda Jeffries
- Swim lesson providers
- Zac Foundation



Current Facility Improvements

- Goals
 - HCMA Facility Improvements
 - HCMA Aquatics Master Plan
 - Improvements for area facilities
- Action Plan
 1. Lake St. Clair
 - Main drain renovations
 - New pool lift
 - Ramp/zero depth entry
 - Bench seating
 - UV disinfection
 - Lap lanes
 2. Lake Erie
 - UV disinfection
 3. Willow Metropark Pool
 - UV disinfection
 4. Aquatics Master Plan:
 - Identify funding
 - Issue RFP
 - Create plan
 5. Area facilities:
 - Renovations or new facilities should start with feasibility/programming process
 - Amenities should reflect goals of the facility/users
 - Emphasize amenities that meet multiple user groups



Current Facility Improvements

- Considerations

- Consider creating a funding/grant program through the SE Michigan Aquatics Board

- Potential Partners

- HCMA
- SE Michigan Aquatics Board



HCMA Swim Program Goals

Swimming Ability	Water Competence	Participation	Program Focus Areas	Staffing	Raise Awareness of Inequities	Current Facility Improvements
<p>90% of children can stop/exit the water on their own by age 9</p> <p>Add open water swimming to competency list – more than 70% swim in lakes/ponds</p>	<p>Water safety taught in more schools</p> <p>Develop relationships with schools</p>	<p>Increase access to scholarship programs</p> <p>Provide no/low cost swim lessons</p> <p>Acquire corporate sponsorships to fun program</p> <p>Investigate transportation programs (low priority)</p> <p>Expand the “Swim in the D” program to more than 2 days</p>	<p>Increase vertical swim programs</p>	<p>Develop Metroparks in training hub in SE Michigan</p> <ul style="list-style-type: none"> o Look for partners in all 5 counties <p>Get more area entities to submit for American Red Cross IT Academies</p> <p>Investigate transportation program to parks for training or staffing</p>	<p>Develop a SE Michigan Aquatics Board</p> <p>HCMA Marketing Department – Raising Awareness campaign</p>	<p>Lake St. Clair improvements</p> <p>HCMA Aquatics Master Plan</p> <p>Improvements for area facilities</p>

Action Plan

<p>Secure funding to expand the “Swim in the D” program</p> <p>Expand “Swim in the D” program to continue year round</p> <p>Expand the program into the community:</p> <ul style="list-style-type: none"> o Apartments o Water fronts o Metropark Pools 	<p>Develop a list of schools/districts that are interested in swim instruction -or- swim safety curriculums</p> <p>Identify areas in school curriculums that can support swim safety training</p> <p>Identify after school programs interested in participating</p>	<p>Secure funding to expand the “Swim in the D” program</p> <p>Expand “Swim in the D” program to continue year round</p> <p>Identify after school programs interested in participating</p> <p>Considerations: Work with a sponsorship consultant to assist in</p>	<p>Train instructors in other fitness modalities</p> <p>Identify a spectrum of programs that meet facility specs</p> <p>Utilize outside vendors/contractors for some programs</p> <p>Create a program plan for new</p>	<p>Register HCMA with the American Red Cross as an LTP</p> <ul style="list-style-type: none"> o Swim Instruction o Lifeguard Training <p>Find year-round facilities to partner with an offer training</p> <ul style="list-style-type: none"> o Could be part of the “Swim in the D” Program. <p>Create a “Junior Guard” program</p> <p>Create an in-house training program within HCMA</p>	<p>Develop marketing collateral for swimming campaign.</p> <p>Create collateral that can be utilized by all swim facilities in the region.</p> <p>Utilize stats from annual/semi-annual swim program survey</p> <p>Create news media package</p>	<p>Lake St. Clair</p> <ul style="list-style-type: none"> o Main drain renovations o New pool lift o Ramp/zero depth entry o Bench seating o UV disinfection o Lap lanes <p>Lake Erie</p> <ul style="list-style-type: none"> o UV disinfection <p>Willow Metropark Pool</p> <ul style="list-style-type: none"> o UV disinfection
--	---	--	--	---	--	---

<ul style="list-style-type: none"> ○ Partner facilities <p>Create a process for annual/semi-annual swim program survey to track swim ability changes</p> <p>Considerations: Register HCMA with the American Red Cross swim instruction program</p> <p>Submit course records for each swim session taught</p>	<p>Provide in-class training collateral</p> <p>Provide pool session time</p>	<p>acquiring corporate sponsorships</p>	<p>programs and profitability goals</p>	<ul style="list-style-type: none"> ○ Lifeguarding ○ Swim Instruction <p>Work with American Red Cross/HCMA/partners to host IT academy trainings</p> <p>Considerations: Create marketing plan for social media marketing</p> <ul style="list-style-type: none"> ○ Tiktok ○ Instagram – reels <ul style="list-style-type: none"> ○ Fbh2o ○ Roundrocklifeguards ○ newbraunfelsaquatics 	<p>Advertise in schools, radio, local news stations to coincide with “Swim in the D” program sign ups.</p> <p>Considerations: Expand the “brand” of “Swim in the D” to other area providers</p> <p>Create a process for partnerships</p>	<p>Aquatics Master Plan:</p> <ul style="list-style-type: none"> ○ Identify funding ○ Issue RFP ○ Create plan <p>Area facilities:</p> <ul style="list-style-type: none"> ○ Renovations or new facilities should start with feasibility/programming process ○ Amenities should reflect goals of the facility/users ○ Emphasize amenities that meet multiple user groups <p>Considerations: Consider creating a funding/grant program through the SE Michigan Aquatics Board</p>
--	--	---	---	--	---	--

Potential Participants

<p>HCMA</p> <p>Detroit Riverfront Conservancy</p> <p>City of Detroit</p> <p>American Red Cross</p> <p>Detroit public schools community district</p> <p>Boy Scouts – Waterfront</p> <p>YMCA - Waterfront</p>	<p>HCMA</p> <p>Detroit Riverfront Conservancy</p> <p>City of Detroit</p> <p>Stop Drowning Now</p> <p>Detroit public schools community district</p> <p>American Red Cross (Whale tales, CPR)</p>	<p>HCMA</p> <p>Detroit Riverfront Conservancy</p> <p>City of Detroit</p> <p>American Red Cross</p> <p>USA Swimming Foundation</p> <p>Sport Ability – RIM</p> <p>Detroit public schools community district</p>	<p>HCMA</p> <p>Sport Ability - RIM</p>	<p>HCMA</p> <p>American Red Cross</p> <p>SJ Aquatics</p>	<p>MParks</p> <p>Diversity in Aquatics</p> <p>International Water Safety Foundation</p> <p>American Red Cross</p> <p>SJ Aquatics – Board</p> <p>Lynda Jeffries</p> <p>Swim lesson providers</p> <p>Zac Foundation</p>	<p>HCMA</p> <p>SE Michigan Aquatics Board</p>
---	---	---	--	--	---	---



THANK YOU!!