

Agenda
Huron-Clinton Metropolitan Authority
Board of Commission Special Meeting
February 27, 2025 – 1:00 p.m.
Administrative Office and via Zoom (for the public)

<https://metroparks.zoom.us/j/83386941799>

Meeting ID: 833 8694 1799 / Passcode: 973637
Dial by your location: +1 305-224-1968 (US) / +1 301-715-8592 (Washington, D.C)

1. Call to Order
2. Chairman's Statement
3. Public Participation
4. Approval – January 9, 2025 Regular Meeting Minutes
5. Approval – February 27, 2025 Full Agenda

Consent Agenda

6. Approval – February 27, 2025 Consent Agenda

- A. Approval – December 2024 Financial Statements **pg. #7**
- B. Approval – December 2024 Appropriation Adjustments **pg. #61**
- C. Report – Monthly Major Maintenance **pg. #63**
- D. Report – Monthly Capital Project Fund **pg. #65**
- E. Purchases
 1. Report - Total spend and vendor locations **pg. #67**
 2. Report - Purchases over \$10k/under \$25k **pg. #69**
 3. Approval - Cooperative Purchase of Two Ford Escape Hybrid Vehicles **pg. #70**
 4. Approval - Cooperative Purchase of One Caterpillar Wheel Loader **pg. #71**
 5. Approval - Cooperative Purchase of One Ford Explorer **pg. #72**
 6. Approval - Cooperative Purchase of One Ford Maverick Hybrid Truck **pg. #73**
 7. Approval - Cooperative Purchase of Two Kubota RTVs **pg. #74**
 8. Approval - Sole Source Purchase of Paddle Wheeler Pedal Boats **pg. #75**
 9. Approval - Huron Meadows Golf Course Pump Station Bid Award **pg. #76**
 10. Approval - Cooperative Purchase of Four Ford Police Interceptors **pg. #77**
 11. Approval - Sign Foam Material Bid Award **pg. #78**
- F. Approval – Lake St. Clair Liquor License **pg. #79**

- G. Approval – Bids – Authority-Wide Mulch Installation **pg. #80**
- H. Approval - Media Buy – Choozle **pg. #81**
- I. Approval - Media Buy – 3Sixty: Interactive **pg. #82**
- J. Report – 2024 Volunteer Report **pg. #83**
- K. Department Updates
 - 1. Report – DEI Update **pg. #92**
 - 2. Report – Natural Resources Update **pg. #101**
 - 3. Report – Planning and Development Update **pg. #108**
 - 4. Report – Marketing Update **pg. #126**
 - 5. Report – Interpretive Services Update **pg. #130**

Regular Agenda

7. Reports

A. Administrative Department

- 1. Approval – June BOC Meeting Date **pg. #142**
- 2. Report – 2024 Everyone in the Pool **pg. #143**

B. Engineering

- 1. Approval – DTE Electrical Service Agreement Lake St. Clair **pg. #181**
- 2. Approval – Hike Bike Trail Reconstruction Hudson Mills **pg. #189**
- 3. Approval – Hike Bike Trail Reconstruction Kensington **pg. #191**
- 4. Approval – Proposal Lake St. Clair Pool Assessment **pg. #193**
- 5. Approval – Wave Pool Renovation Lake Erie **pg. #244**

C. Planning & Development

- 1. Approval – Approval/Resolution- Grant Agreement for Fiscal Year 2024 Pre-Disaster Mitigation Grant Program of the MSP Emergency Management and Homeland Security Division **pg. #258**

8. Public Participation

9. Other Business

10. Leadership Update

11. Commissioner Comments

12. Motion to Adjourn

The next regular Metroparks Board meeting will take place
Thursday, March 13, 2025 – 1:00 p.m.
[Huron-Clinton Metroparks Administrative Office](#)

**Huron-Clinton Metropolitan Authority
Board of Commission Meeting Minutes
January 9, 2025
Administrative Office**

A regular meeting of the Huron-Clinton Metropolitan Authority's Board of Commissioners was held on Thursday, January 9, 2025 at Huron-Clinton Metroparks Administrative Office.

Commissioners Present:

Bernard Parker
William Bolin
John Paul Rea
Robert W. Marans
Tiffany Taylor
Stephen Pontoni

Staff Officers Present:

Director
Deputy Director
Chief of Finance

Amy McMillan
Mike Lyons
Shedreka Miller

Commissioners Absent:

Jaye Quadrozzi

Others:

Miller, Canfield, Paddock & Stone

Steve Mann

1. Call to Order

Commissioner Parker called the meeting to order at 12:59pm.

2. Chairman's Statement

Chairman Parker reminded the BOC and employees the Director evaluation will take place in February. Employees can submit feedback directly to him prior the February meeting. The room had a moment of silence in respect of President Carter.

3. Public Participation

None.

4. Approval – December 12, 2024 Regular Meeting Minutes

Motion by Commissioner Taylor, support from Commissioner Marans that the Board of Commissioners approve the regular meeting minutes as submitted.

Motion carried unanimously.

5. Approval – January 9, 2025 Full Agenda

Motion by Commissioner Taylor, support from Commissioner Rea that the Board of Commissioners approve the full agenda as submitted.

Motion carried unanimously.

Consent Agenda

6. Approval – January 9, 2025 Consent Agenda

Motion by Commissioner Rea, support from Commissioner Taylor that the Board of Commissioners approve the consent agenda as submitted.

Motion carried unanimously.

Regular Agenda

7. Reports

A. Administrative Department

1. Report – Engineering Year-End Report

Discussion: Chief of Engineering Services, Mike Henkel presented the Engineering Year-End Report.

Motion by Commissioner Rea, support from Commissioner Taylor that the Board of Commissioners receive and file the Engineering Year-End Report as submitted.

Motion carried unanimously.

2. Report – Southern District Year-End Report

Discussion: Southern District Superintendent, Jeff Linn presented the Southern District Year-End Report.

Motion by Commissioner Rea, support from Commissioner Taylor that the Board of Commissioners receive and file the Southern District Year-End Report as submitted.

Motion carried unanimously.

3. Report – Eastern District Year-End Report

Discussion: Eastern District Superintendent, Gary Hopp presented the Eastern District Year-End Report.

Motion by Commissioner Rea, support from Commissioner Taylor that the Board of Commissioners receive and file the Eastern District Year-End Report as submitted.

Motion carried unanimously.

4. Report – Western District Year-End Report

Discussion: Western District Superintendent, Jim O'Brien presented the Western District Year-End Report.

Motion by Commissioner Rea, support from Commissioner Marans that the Board of Commissioners receive and file the Western District Year-End Report as submitted.

Motion carried unanimously.

5. Report – Golf Year-End Report

Discussion: Deputy Director, Mike Lyons presented the Golf Year-End Report.

Motion by Commissioner Rea, support from Commissioner Taylor that the Board of Commissioners receive and file the Golf Year-End Report as submitted.

Motion carried unanimously.

6. Report – Marketing 2024 Report

Discussion: Chief of Marketing & Communications presented the Marketing 2024 Report.

Motion by Commissioner Rea, support from Commissioner Taylor that the Board of Commissioners receive and file the Marketing 2024 Report submitted.

Motion carried unanimously.

7. Approval – 2025 Marketing Plan

Discussion: Chief of Marketing & Communications presented the 2025 Marketing Plan.

Motion by Commissioner Marans, support from Commissioner Taylor that the Board of Commissioners approve the 2025 Marketing Plan as submitted.

Motion carried unanimously.

B. Engineering

1. Approval – Lake St. Clair Electrical Building Distribution Design

Discussion: Chief of Engineering Services, Mike Henkel presented the Lake St. Clair Electrical Building Distribution Design.

Motion by Commissioner Marans, support from Commissioner Bolin that the Board of Commissioners approve the Lake St. Clair Electrical Building Distribution Design as submitted.

Motion carried unanimously.

8. Public Participation

None.

9. Other Business

None.

10. Leadership Update

Director McMillan thanked and congratulated each district for their presentations today including superintendents and teams. McMillan stated department updates will be continuing throughout the year to help improve communication throughout the whole system.

11. Commissioner Comments

Commissioner Pontoni – this is his favorite day of the year to learn about the system as a whole.

Commissioner Bolin – presentations were wonderful.

Commissioner Marans – appreciates the reports and templates used for presentations.

Commissioner Parker – asked if we considered solar panels. Chief of Engineering Services Mike Henkel responded we have investigated, and pilots are in progress.

12. Motion to Adjourn

Motion by Commissioner Marans, support from Commissioner Bolin that the Board of Commissioners adjourn the regular meeting.

The meeting adjourned at 2:40pm.

Respectfully submitted,



Micaela Vasquez
Recording Secretary

HURON-CLINTON METROPOLITAN AUTHORITY

General Fund Changes in Fund Balance

	Original 2024 Budget	Amended 2024 Budget	12/31/2024	Prior Year 11/30/2024	Difference	% Change	2024 Remaining Balance
Revenues							
Property taxes	\$ 39,154,893	\$ 39,145,479	\$ 39,145,479	\$ 36,478,131	\$ 2,667,348	7.31%	\$ -
Park operations	24,824,829	24,836,029	26,201,813	24,763,227	1,438,586	5.81%	(1,365,784)
Administrative Office operations	59,402	106,752	389,740	502,636	(112,897)	-22.46%	(282,988)
Grants	40,001	85,226	43,310	62,909	(19,600)	-31.16%	41,916
State Sources	717,046	753,408	738,195	717,070	21,125	2.95%	15,213
Donations	6,260	37,591	203,919	82,747	121,172	146.44%	(166,328)
Foundation Support	6,677	16,076	61,302	74,592	(13,291)	-17.82%	(45,225)
Interest	500,000	816,499	2,118,355	1,509,920	608,435	40.30%	(1,301,856)
Sale of capital assets	125,000	125,000	221,001	492,574	(271,573)	-55.13%	(96,001)
Transfer In	-	7,965	7,965	97,388	(89,423)	-91.82%	-
Total revenues	65,434,108	65,930,025	69,131,077	64,781,194	4,349,882	6.71%	\$ (3,201,052)
Expenditures							
Capital	1,193,877	4,167,598	3,817,689	3,737,635	80,054	2.14%	349,909
Major maintenance	3,707,535	3,859,603	1,153,998	2,070,757	(916,758)	-44.27%	2,705,605
Park operations	41,544,897	42,571,517	41,121,221	37,510,435	3,610,786	9.63%	1,450,296
Administrative office	14,059,075	14,342,847	11,394,768	14,922,668	(3,527,901)	-23.64%	2,948,079
Transfer Out	8,979,166	11,413,962	11,413,962	6,215,377	5,198,584	83.64%	-
Total expenditures	69,484,549	76,355,527	68,901,637	64,456,872	4,444,765	6.90%	7,453,890
Net changes in fund balance	\$ (4,050,441)	\$ (10,425,502)	\$ 229,440	\$ 324,323	\$ (94,883)	-29.26%	
Fund balance, beginning of year	52,163,526	52,163,526					
Fund balance, end of year	\$ 48,113,084	\$ 41,738,024	52,392,965		\$ (6,375,061)	-13.25%	

General Fund Balance Sheet

Through 12/31/24
Summary Listing

Classification	Current YTD Balance	Prior Year YTD Total	Net Change	Change %
Fund Category Governmental Funds				
Fund Type General Fund				
Fund 10 - General Fund				
ASSETS				
<i>ASSETS</i>				
<i>CASH</i>				
Comerica Bank/Park Acct (LSC)	13,009.79	20,643.91	(7,634.12)	(36.98)
PNC Bank (KMP)	23,847.41	16,648.04	7,199.37	43.24
PNC Bank (W/LH)	9,586.20	9,595.05	(8.85)	(.09)
PNC Bank (HM/IS)	8,410.11	9,743.25	(1,333.14)	(13.68)
Huntington Banks Of Mich (SC)	17,635.55	13,755.50	3,880.05	28.21
Comerica Bank/Park Acct (LE)	9,095.66	17,138.28	(8,042.62)	(46.93)
Comerica Bank/Operating	3,020,894.51	1,257,261.57	1,763,632.94	140.28
Petty Cash	3,250.00	3,250.00	.00	.00
Change Funds	31,700.00	30,500.00	1,200.00	3.93
Comerica Flexible Spending Account	27,813.79	30,251.29	(2,437.50)	(8.06)
<i>CASH Totals</i>	<u>\$3,165,243.02</u>	<u>\$1,408,786.89</u>	<u>\$1,756,456.13</u>	<u>124.68%</u>
<i>INVESTMENTS</i>				
Money Market	4,826,975.41	3,124,155.79	1,702,819.62	54.50
Bank of Ann Arbor/CD	3,151,818.33	3,023,105.70	128,712.63	4.26
Flagstar Bank/C.D.	2,708,929.43	2,579,371.76	129,557.67	5.02
Michigan First Credit Union/C.D.	2,153,221.26	2,078,547.18	74,674.08	3.59
Public Service Credit Union	14,413.83	14,413.83	.00	.00
CIBC Bank/C.D.	1,050,316.54	997,714.81	52,601.73	5.27
1St Independ Natl Bk/C.D.	1,017,286.20	1,008,181.70	9,104.50	.90
Comerica Bank Govt Fund	7,965,033.94	7,574,029.43	391,004.51	5.16
Comerica-Business Money Market	4,528,529.46	3,383,620.00	1,144,909.46	33.84
Horizon Bank CD	1,502,448.09	4,521,460.96	(3,019,012.87)	(66.77)
Huron Valley Bank CD	3,675,027.15	3,580,737.80	94,289.35	2.63
Liberty Bank CD	3,159,201.38	3,057,231.44	101,969.94	3.34
Horizon Bank Money Market	267,284.33	262,015.14	5,269.19	2.01
U S TREASURY/AGENCIES	12,946,314.92	14,806,478.76	(1,860,163.84)	(12.56)
<i>INVESTMENTS Totals</i>	<u>\$48,966,800.27</u>	<u>\$50,011,064.30</u>	<u>(\$1,044,264.03)</u>	<u>(2.09%)</u>
<i>TAXES RECEIVABLE - COUNTIES</i>				
Livingston County	14,598.77	13,630.80	967.97	7.10
Macomb County	21,849.09	22,995.91	(1,146.82)	(4.99)
Oakland County	28,757.99	26,193.03	2,564.96	9.79
Washtenaw County	(52,127.85)	(26,296.62)	(25,831.23)	(98.23)

General Fund Balance Sheet

Through 12/31/24
Summary Listing

Classification	Current YTD Balance	Prior Year YTD Total	Net Change	Change %
Fund Category Governmental Funds				
Fund Type General Fund				
Fund 10 - General Fund				
ASSETS				
<i>ASSETS</i>				
<i>TAXES RECEIVABLE - COUNTIES</i>				
Wayne County	400,248.73	116,682.92	283,565.81	243.02
Next Year Tax Levy Recv All Counties	41,473,498.36	38,877,333.18	2,596,165.18	6.68
<i>TAXES RECEIVABLE - COUNTIES Totals</i>	<u>\$41,886,825.09</u>	<u>\$39,030,539.22</u>	<u>\$2,856,285.87</u>	<u>7.32%</u>
<i>OTHER ASSETS</i>				
Long Term Receivable	3,575,500.00	3,634,430.00	(58,930.00)	(1.62)
Accounts Receivable-Other	1,168,552.36	1,137,593.07	30,959.29	2.72
Allowance Uncollect Taxes	.00	(37,000.00)	37,000.00	100.00
Due From Other Funds	814,082.72	572,569.58	241,513.14	42.18
Due From Grants	.00	10,000.00	(10,000.00)	(100.00)
Prepaid Expenditures	132,187.87	190,455.64	(58,267.77)	(30.59)
Self Insurance Retention Deposit	633,007.39	688,807.35	(55,799.96)	(8.10)
Warehouse Control	348,755.83	338,797.41	9,958.42	2.94
<i>OTHER ASSETS Totals</i>	<u>\$6,672,086.17</u>	<u>\$6,535,653.05</u>	<u>\$136,433.12</u>	<u>2.09%</u>
<i>ASSETS Totals</i>	<u>\$100,690,954.55</u>	<u>\$96,986,043.46</u>	<u>\$3,704,911.09</u>	<u>3.82%</u>
ASSETS TOTALS	<u>\$100,690,954.55</u>	<u>\$96,986,043.46</u>	<u>\$3,704,911.09</u>	<u>3.82%</u>
LIABILITIES AND FUND EQUITY				
LIABILITIES				
<i>LIABILITIES</i>				
<i>CURRENT LIABILITIES</i>				
Deferred Operating Revenue	131,250.44	125,944.37	5,306.07	4.21
Current Liabilities	8,381.93	17,748.28	(9,366.35)	(52.77)
Vouchers Payable	713,616.76	389,335.02	324,281.74	83.29
Deposits Payable	26,307.00	24,204.00	2,103.00	8.69
Acc Payroll/Benefits Pay	1,111,512.95	886,586.84	224,926.11	25.37
Court Ordered W/H Payable	2,483.70	2,637.48	(153.78)	(5.83)
Due To	447,804.73	71,684.12	376,120.61	524.69
Federal Withhold Tax Pay	85,068.26	81,212.78	3,855.48	4.75
Social Security Tax Pay	147,347.95	128,377.63	18,970.32	14.78
State Income Tax Payable	33,161.56	31,483.57	1,677.99	5.33
Union Dues Payable	1,383.89	1,261.89	122.00	9.67
Deferred Compensation Payable	43,471.80	36,754.06	6,717.74	18.28
HMCP Foundation	(2,750.00)	2,750.00	(5,500.00)	(200.00)

General Fund Balance Sheet

Through 12/31/24
Summary Listing

Classification	Current YTD Balance	Prior Year YTD Total	Net Change	Change %
Fund Category Governmental Funds				
Fund Type General Fund				
Fund 10 - General Fund				
LIABILITIES AND FUND EQUITY				
LIABILITIES				
<i>LIABILITIES</i>				
<i>CURRENT LIABILITIES</i>				
State Sales Tax Payable	9,573.21	113.29	9,459.92	8,350.18
Deferred Revenue	45,468,053.50	42,946,345.00	2,521,708.50	5.87
Flexible Spending Account-Dep Care W/H	4,107.97	6,911.54	(2,803.57)	(40.56)
Flexible Spending Account-Health W/H	3,923.07	2,816.27	1,106.80	39.30
Health Savings Account W/H	17,141.70	18,282.85	(1,141.15)	(6.24)
Emp DC Pension Contribution Payable	4,294.36	3,760.18	534.18	14.21
Emp DB Pension Contribution Payable	2,758.65	2,780.75	(22.10)	(.79)
Seas DC ICMA Pens Plan	(2.07)	.00	(2.07)	+++
Voluntary Dependent Life	1,621.25	4,051.10	(2,429.85)	(59.98)
<i>CURRENT LIABILITIES Totals</i>	<u>\$48,260,512.61</u>	<u>\$44,785,041.02</u>	<u>\$3,475,471.59</u>	<u>7.76%</u>
<i>LIABILITIES Totals</i>	<u>\$48,260,512.61</u>	<u>\$44,785,041.02</u>	<u>\$3,475,471.59</u>	<u>7.76%</u>
LIABILITIES TOTALS	<u>\$48,260,512.61</u>	<u>\$44,785,041.02</u>	<u>\$3,475,471.59</u>	<u>7.76%</u>
FUND EQUITY				
<i>FUND BALANCE</i>				
<i>NONSPENDABLE FUND BALANCE</i>				
Inventory	338,797.15	338,797.15	.00	.00
Prepaid	132,187.90	190,455.60	(58,267.70)	(30.59)
<i>NONSPENDABLE FUND BALANCE Totals</i>	<u>\$470,985.05</u>	<u>\$529,252.75</u>	<u>(\$58,267.70)</u>	<u>(11.01%)</u>
<i>RESTRICTED FUND BALANCE</i>				
Lake St. Clair Marina Grant Reserve	395,777.86	589,093.06	(193,315.20)	(32.82)
Hudson Mills Canoe Livery Reserve	37,729.97	39,996.97	(2,267.00)	(5.67)
Purpose Restriction	90,716.00	.00	90,716.00	+++
<i>RESTRICTED FUND BALANCE Totals</i>	<u>\$524,223.83</u>	<u>\$629,090.03</u>	<u>(\$104,866.20)</u>	<u>(16.67%)</u>
<i>ASSIGNED FUND BALANCE</i>				
Compensated Balances	3,352,899.47	3,326,527.44	26,372.03	.79
Planned Use of Fund Balance	12,716,000.00	8,850,000.00	3,866,000.00	43.68
<i>ASSIGNED FUND BALANCE Totals</i>	<u>\$16,068,899.47</u>	<u>\$12,176,527.44</u>	<u>\$3,892,372.03</u>	<u>31.97%</u>
<i>COMMITTED FUND BALANCE</i>				
Land	4,686,129.25	4,686,129.25	.00	.00
Encumbrances	2,948,290.82	2,948,290.82	.00	.00

General Fund Balance Sheet

Through 12/31/24
Summary Listing

Classification	Current YTD Balance	Prior Year YTD Total	Net Change	Change %
Fund Category Governmental Funds				
Fund Type General Fund				
Fund 10 - General Fund				
FUND EQUITY				
<i>FUND BALANCE</i>				
<i>COMMITTED FUND BALANCE</i>				
Reserve For Restricted Funds	828,390.50	787,239.50	41,151.00	5.23
<i>COMMITTED FUND BALANCE Totals</i>	\$8,462,810.57	\$8,421,659.57	\$41,151.00	0.49%
<i>UNASSIGNED FUND BALANCE</i>				
Reserve Future Contingen.	26,674,083.52	30,444,472.65	(3,770,389.13)	(12.38)
<i>UNASSIGNED FUND BALANCE Totals</i>	\$26,674,083.52	\$30,444,472.65	(\$3,770,389.13)	(12.38%)
<i>FUND BALANCE Totals</i>	\$52,201,002.44	\$52,201,002.44	\$0.00	0.00%
FUND EQUITY TOTALS Prior to Current Year Changes	\$52,201,002.44	\$52,201,002.44	\$0.00	0.00%
Prior Year Fund Equity Adjustment	.00			
Fund Revenues	(69,131,076.85)			
Fund Expenses	68,901,637.35			
FUND EQUITY TOTALS	\$52,430,441.94	\$52,201,002.44	\$229,439.50	0.44%
LIABILITIES AND FUND EQUITY	\$100,690,954.55	\$96,986,043.46	\$3,704,911.09	3.82%
Fund 10 - General Fund Totals	\$0.00	\$0.00	\$0.00	+++
Fund Type General Fund Totals	\$0.00	\$0.00	\$0.00	+++
Fund Category Governmental Funds Totals	\$0.00	\$0.00	\$0.00	+++
Grand Totals	\$0.00	\$0.00	\$0.00	+++

General Fund Revenue Budget Performance

Fiscal Year to Date 12/31/24

Include Rollup Account and Rollup to Account

Account	Account Description	Amended Budget	Current Month Transactions	YTD Encumbrances	YTD Transactions	Budget - YTD Transactions	% Rec'd	Prior Year YTD
Fund 10 - General Fund								
Function 2 - Transfer								
REVENUE								
<i>Revenue</i>								
6000	Transfer In - Capital Project Fund							
6000.80	Transfer In - Capital Project Fund	7,964.53	7,964.53	.00	7,964.53	.00	100	97,387.71
	6000 - Transfer In - Capital Project Fund Totals	\$7,964.53	\$7,964.53	\$0.00	\$7,964.53	\$0.00	100%	\$97,387.71
	<i>Revenue Totals</i>	<i>\$7,964.53</i>	<i>\$7,964.53</i>	<i>\$0.00</i>	<i>\$7,964.53</i>	<i>\$0.00</i>	<i>100%</i>	<i>\$97,387.71</i>
	REVENUE TOTALS	\$7,964.53	\$7,964.53	\$0.00	\$7,964.53	\$0.00	100%	\$97,387.71
	Function 2 - Transfer Totals	\$7,964.53	\$7,964.53	\$0.00	\$7,964.53	\$0.00	100%	\$97,387.71
Function 8 - Operations								
REVENUE								
<i>Revenue</i>								
4300	Revenue-Self Operated	24,357,095.00	603,028.37	.00	25,597,118.29	(1,240,023.29)	105	24,165,312.67
4301	Revenue-Concessionaire	153,373.00	697.00	.00	148,056.01	5,316.99	97	171,964.64
4302	Non-taxable Food/Sundry sales	420,811.00	445.55	.00	473,027.83	(52,216.83)	112	428,597.17
4399	Contra Revenue	(95,250.00)	93,091.00	.00	(16,389.00)	(78,861.00)	17	(2,649.00)
4450	Donations	33,741.79	4,446.35	.00	109,117.38	(75,375.59)	323	76,329.08
4460	Foundation Support	16,076.25	940.00	.00	37,719.33	(21,643.08)	235	41,287.09
	<i>Revenue Totals</i>	<i>\$24,885,847.04</i>	<i>\$702,648.27</i>	<i>\$0.00</i>	<i>\$26,348,649.84</i>	<i>(\$1,462,802.80)</i>	<i>106%</i>	<i>\$24,880,841.65</i>
	REVENUE TOTALS	\$24,885,847.04	\$702,648.27	\$0.00	\$26,348,649.84	(\$1,462,802.80)	106%	\$24,880,841.65
	Function 8 - Operations Totals	\$24,885,847.04	\$702,648.27	\$0.00	\$26,348,649.84	(\$1,462,802.80)	106%	\$24,880,841.65
Function 9 - Administration								
REVENUE								
<i>Revenue</i>								
4200	Property Tax-Current	39,034,028.99	(221,090.41)	.00	39,034,028.99	.00	100	36,522,646.16
4210	Property Tax Prior	111,449.94	(16,867.82)	.00	111,449.94	.00	100	(44,515.21)
4300	Revenue-Self Operated	106,752.00	266,050.18	.00	346,739.76	(239,987.76)	325	502,636.27
4400	Grant Revenue	85,226.00	(20,335.00)	.00	43,309.52	41,916.48	51	62,909.22
4410	State Sources	753,408.34	701,832.66	.00	738,195.00	15,213.34	98	717,070.22
4450	Donations	3,849.11	100.00	.00	94,801.21	(90,952.10)	2463	6,417.61
4460	Foundation Support	.00	17,746.66	.00	23,582.19	(23,582.19)	+++	33,305.00
4470	Sponsorship Revenue	.00	.00	.00	43,000.00	(43,000.00)	+++	.00
4500	Interest Income	816,499.13	585,527.12	.00	2,118,354.87	(1,301,855.74)	259	1,509,919.85
5000	Sale of Capital Assets	125,000.00	220,075.00	.00	221,001.00	(96,001.00)	177	492,574.00
	<i>Revenue Totals</i>	<i>\$41,036,213.51</i>	<i>\$1,533,038.39</i>	<i>\$0.00</i>	<i>\$42,774,462.48</i>	<i>(\$1,738,248.97)</i>	<i>104%</i>	<i>\$39,802,963.12</i>
	REVENUE TOTALS	\$41,036,213.51	\$1,533,038.39	\$0.00	\$42,774,462.48	(\$1,738,248.97)	104%	\$39,802,963.12
	Function 9 - Administration Totals	\$41,036,213.51	\$1,533,038.39	\$0.00	\$42,774,462.48	(\$1,738,248.97)	104%	\$39,802,963.12

General Fund Revenue Budget Performance

Fiscal Year to Date 12/31/24

Include Rollup Account and Rollup to Account

Account	Account Description	Amended Budget	Current Month Transactions	YTD Encumbrances	YTD Transactions	Budget - YTD Transactions	% Rec'd	Prior Year YTD
	Fund 10 - General Fund Totals	\$65,930,025.08	\$2,243,651.19	\$0.00	\$69,131,076.85	(\$3,201,051.77)		\$64,781,192.48
	Grand Totals	\$65,930,025.08	\$2,243,651.19	\$0.00	\$69,131,076.85	(\$3,201,051.77)		\$64,781,192.48

General Fund Revenue Budget by Organization

Through 12/31/24
Prior Fiscal Year Activity Included
Summary Listing

Organization	Amended Budget	Current Month Transactions	YTD Encumbrances	YTD Transactions	Budget - YTD Transactions	% Rec'd	Prior Year YTD
Fund 10 - General Fund							
REVENUE							
Function 2 - Transfer							
Location 100 - Administrative Office							
Activity 990 - General							
Category 70 - Other	7,964.53	7,964.53	.00	7,964.53	.00	100	97,387.71
Activity 990 - General Totals	\$7,964.53	\$7,964.53	\$0.00	\$7,964.53	\$0.00	100%	\$97,387.71
Location 100 - Administrative Office	\$7,964.53	\$7,964.53	\$0.00	\$7,964.53	\$0.00	100%	\$97,387.71
Function 2 - Transfer Totals	\$7,964.53	\$7,964.53	\$0.00	\$7,964.53	\$0.00	100%	\$97,387.71
Function 8 - Operations							
Location 100 - Administrative Office							
Activity 380 - Outside Lease/Rent							
Category 10 - Site Operations	219,688.00	107,138.86	.00	312,870.08	(93,182.08)	142	319,934.84
Activity 380 - Outside Lease/Rent Totals	\$219,688.00	\$107,138.86	\$0.00	\$312,870.08	(\$93,182.08)	142%	\$319,934.84
Activity 590 - Tolling							
Category 10 - Site Operations	708,885.00	122,348.00	.00	537,870.82	171,014.18	76	717,423.08
Activity 590 - Tolling Totals	\$708,885.00	\$122,348.00	\$0.00	\$537,870.82	\$171,014.18	76%	\$717,423.08
Activity 990 - General							
Category 30 - Sundry	.00	.00	.00	318.94	(318.94)	+++	1,261.00
Activity 990 - General Totals	\$0.00	\$0.00	\$0.00	\$318.94	(\$318.94)	+++	\$1,261.00
Location 100 - Administrative Office	\$928,573.00	\$229,486.86	\$0.00	\$851,059.84	\$77,513.16	92%	\$1,038,618.92
Location 102 - Lake St. Clair							
Activity 531 - Pool							
Category 10 - Site Operations	250,000.00	.00	.00	269,410.48	(19,410.48)	108	275,542.48
Category 20 - Food/Beverage	1,200.00	(38.04)	.00	1,069.40	130.60	89	1,571.87
Activity 531 - Pool Totals	\$251,200.00	(\$38.04)	\$0.00	\$270,479.88	(\$19,279.88)	108%	\$277,114.35
Activity 540 - Dockage/Boat Storage							
Category 10 - Site Operations	120,000.00	4,784.68	.00	117,909.70	2,090.30	98	137,386.68
Category 20 - Food/Beverage	2,700.00	(374.15)	.00	5,508.71	(2,808.71)	204	3,765.26
Category 30 - Sundry	400.00	.00	.00	888.58	(488.58)	222	531.98
Activity 540 - Dockage/Boat Storage	\$123,100.00	\$4,410.53	\$0.00	\$124,306.99	(\$1,206.99)	101%	\$141,683.92
Activity 565 - Plaza Concession							
Category 10 - Site Operations	35,000.00	.00	.00	37,894.29	(2,894.29)	108	41,666.64
Activity 565 - Plaza Concession Totals	\$35,000.00	\$0.00	\$0.00	\$37,894.29	(\$2,894.29)	108%	\$41,666.64
Activity 590 - Tolling							
Category 10 - Site Operations	2,012,902.00	78,266.00	.00	2,169,956.95	(157,054.95)	108	2,033,135.97
Activity 590 - Tolling Totals	\$2,012,902.00	\$78,266.00	\$0.00	\$2,169,956.95	(\$157,054.95)	108%	\$2,033,135.97

General Fund Revenue Budget by Organization

Through 12/31/24
Prior Fiscal Year Activity Included
Summary Listing

Organization	Amended Budget	Current Month Transactions	YTD Encumbrances	YTD Transactions	Budget - YTD Transactions	% Rec'd	Prior Year YTD
Fund 10 - General Fund							
REVENUE							
Function 8 - Operations							
Location 102 - Lake St. Clair							
Activity 630 - Activity Center Rental							
Category 10 - Site Operations	42,500.00	(40,000.00)	.00	58,375.00	(15,875.00)	137	37,425.00
Activity 630 - Activity Center Rental	\$42,500.00	(\$40,000.00)	\$0.00	\$58,375.00	(\$15,875.00)	137%	\$37,425.00
Activity 640 - Shelter Reservations							
Category 10 - Site Operations	75,250.00	(19,550.00)	.00	95,292.00	(20,042.00)	127	97,475.50
Activity 640 - Shelter Reservations	\$75,250.00	(\$19,550.00)	\$0.00	\$95,292.00	(\$20,042.00)	127%	\$97,475.50
Activity 655 - Par 3/Foot Golf							
Category 10 - Site Operations	58,401.00	.00	.00	65,402.00	(7,001.00)	112	63,411.32
Category 20 - Food/Beverage	700.00	(78.79)	.00	690.46	9.54	99	1,247.32
Category 30 - Sundry	1,100.00	.00	.00	2,391.35	(1,291.35)	217	2,286.29
Activity 655 - Par 3/Foot Golf Totals	\$60,201.00	(\$78.79)	\$0.00	\$68,483.81	(\$8,282.81)	114%	\$66,944.93
Activity 660 - Disc/Adventure Golf							
Category 10 - Site Operations	49,200.00	.00	.00	46,420.00	2,780.00	94	51,505.79
Activity 660 - Disc/Adventure Golf	\$49,200.00	\$0.00	\$0.00	\$46,420.00	\$2,780.00	94%	\$51,505.79
Activity 670 - Trackless Train							
Category 10 - Site Operations	500.00	.00	.00	300.00	200.00	60	286.00
Activity 670 - Trackless Train Totals	\$500.00	\$0.00	\$0.00	\$300.00	\$200.00	60%	\$286.00
Activity 700 - Special Events							
Category 10 - Site Operations	58,700.00	.00	.00	57,053.35	1,646.65	97	70,615.69
Activity 700 - Special Events Totals	\$58,700.00	\$0.00	\$0.00	\$57,053.35	\$1,646.65	97%	\$70,615.69
Activity 880 - Interpretive Center/Mill							
Category 10 - Site Operations	26,650.00	1,477.00	.00	45,340.15	(18,690.15)	170	36,326.91
Category 30 - Sundry	800.00	14.51	.00	1,130.69	(330.69)	141	918.35
Activity 880 - Interpretive Center/Mill	\$27,450.00	\$1,491.51	\$0.00	\$46,470.84	(\$19,020.84)	169%	\$37,245.26
Activity 990 - General							
Category 10 - Site Operations	3,000.00	.00	.00	13,334.38	(10,334.38)	444	15,622.84
Category 20 - Food/Beverage	.00	.00	.00	314.60	(314.60)	+++	273.62
Category 70 - Other	800.00	22.25	.00	1,612.35	(812.35)	202	703.75
Activity 990 - General Totals	\$3,800.00	\$22.25	\$0.00	\$15,261.33	(\$11,461.33)	402%	\$16,600.21
Activity 991 - Joint Government Maint							
Category 10 - Site Operations	179,135.00	.00	.00	179,135.00	.00	100	179,134.85
Activity 991 - Joint Government Maint	\$179,135.00	\$0.00	\$0.00	\$179,135.00	\$0.00	100%	\$179,134.85
Location 102 - Lake St. Clair Totals	\$2,918,938.00	\$24,523.46	\$0.00	\$3,169,429.44	(\$250,491.44)	109%	\$3,050,834.11

General Fund Revenue Budget by Organization

Through 12/31/24
Prior Fiscal Year Activity Included
Summary Listing

Organization	Amended Budget	Current Month Transactions	YTD Encumbrances	YTD Transactions	Budget - YTD Transactions	% Rec'd	Prior Year YTD
Fund 10 - General Fund							
REVENUE							
Function 8 - Operations							
Location 104 - Kensington							
Activity 535 - Sprayzone							
Category 10 - Site Operations	268,683.00	.00	.00	235,062.00	33,621.00	87	266,535.14
Category 20 - Food/Beverage	.00	.00	.00	529.02	(529.02)	+++	816.30
Category 30 - Sundry	3,373.00	.00	.00	2,001.94	1,371.06	59	3,138.28
Activity 535 - Sprayzone Totals	\$272,056.00	\$0.00	\$0.00	\$237,592.96	\$34,463.04	87%	\$270,489.72
Activity 538 - Beach							
Category 20 - Food/Beverage	129,662.00	.00	.00	121,165.03	8,496.97	93	130,499.32
Activity 538 - Beach Totals	\$129,662.00	\$0.00	\$0.00	\$121,165.03	\$8,496.97	93%	\$130,499.32
Activity 540 - Dockage/Boat Storage							
Category 10 - Site Operations	74,368.00	.00	.00	72,317.24	2,050.76	97	71,698.25
Activity 540 - Dockage/Boat Storage Totals	\$74,368.00	\$0.00	\$0.00	\$72,317.24	\$2,050.76	97%	\$71,698.25
Activity 550 - Boat Rental							
Category 10 - Site Operations	185,020.00	.00	.00	186,650.05	(1,630.05)	101	183,170.92
Category 20 - Food/Beverage	14,650.00	.00	.00	15,587.43	(937.43)	106	16,490.25
Category 30 - Sundry	980.00	.00	.00	708.48	271.52	72	751.13
Activity 550 - Boat Rental Totals	\$200,650.00	\$0.00	\$0.00	\$202,945.96	(\$2,295.96)	101%	\$200,412.30
Activity 560 - Excursion Boat							
Category 10 - Site Operations	35,494.00	.00	.00	42,489.50	(6,995.50)	120	35,400.00
Activity 560 - Excursion Boat Totals	\$35,494.00	\$0.00	\$0.00	\$42,489.50	(\$6,995.50)	120%	\$35,400.00
Activity 580 - Cross Country Skiing							
Category 10 - Site Operations	11,075.00	.00	.00	4,891.00	6,184.00	44	7,536.00
Category 20 - Food/Beverage	450.00	.00	.00	14.63	435.37	3	65.10
Category 30 - Sundry	.00	.00	.00	11.34	(11.34)	+++	3.78
Activity 580 - Cross Country Skiing Totals	\$11,525.00	\$0.00	\$0.00	\$4,916.97	\$6,608.03	43%	\$7,604.88
Activity 590 - Tolling							
Category 10 - Site Operations	2,938,136.00	146,601.00	.00	3,044,543.05	(106,407.05)	104	2,908,802.80
Activity 590 - Tolling Totals	\$2,938,136.00	\$146,601.00	\$0.00	\$3,044,543.05	(\$106,407.05)	104%	\$2,908,802.80
Activity 615 - Group Camping							
Category 10 - Site Operations	8,412.00	(15.00)	.00	8,380.00	32.00	100	6,355.00
Category 30 - Sundry	300.00	48.58	.00	617.92	(317.92)	206	247.17
Activity 615 - Group Camping Totals	\$8,712.00	\$33.58	\$0.00	\$8,997.92	(\$285.92)	103%	\$6,602.17
Activity 635 - Mobile Stage							
Category 10 - Site Operations	4,800.00	(1,200.00)	.00	9,450.00	(4,650.00)	197	3,825.00
Activity 635 - Mobile Stage Totals	\$4,800.00	(\$1,200.00)	\$0.00	\$9,450.00	(\$4,650.00)	197%	\$3,825.00

General Fund Revenue Budget by Organization

Through 12/31/24
Prior Fiscal Year Activity Included
Summary Listing

Organization	Amended Budget	Current Month Transactions	YTD Encumbrances	YTD Transactions	Budget - YTD Transactions	% Rec'd	Prior Year YTD
Fund 10 - General Fund							
REVENUE							
Function 8 - Operations							
Location 104 - Kensington							
Activity 640 - Shelter Reservations							
Category 10 - Site Operations	120,150.00	(13,950.00)	.00	115,379.00	4,771.00	96	112,550.00
Activity 640 - Shelter Reservations	\$120,150.00	(\$13,950.00)	\$0.00	\$115,379.00	\$4,771.00	96%	\$112,550.00
Activity 650 - Golf Course							
Category 10 - Site Operations	1,243,428.00	(396.20)	.00	1,314,505.01	(71,077.01)	106	1,125,115.53
Category 20 - Food/Beverage	225,044.00	.00	.00	262,252.25	(37,208.25)	117	239,041.48
Category 30 - Sundry	32,650.00	.00	.00	29,254.13	3,395.87	90	34,707.48
Activity 650 - Golf Course Totals	\$1,501,122.00	(\$396.20)	\$0.00	\$1,606,011.39	(\$104,889.39)	107%	\$1,398,864.49
Activity 660 - Disc/Adventure Golf							
Category 10 - Site Operations	110,494.00	880.00	.00	90,930.00	19,564.00	82	102,322.30
Category 20 - Food/Beverage	1,800.00	.00	.00	1,302.68	497.32	72	4,116.33
Category 30 - Sundry	16,585.00	.00	.00	18,064.78	(1,479.78)	109	18,950.55
Activity 660 - Disc/Adventure Golf	\$128,879.00	\$880.00	\$0.00	\$110,297.46	\$18,581.54	86%	\$125,389.18
Activity 700 - Special Events							
Category 10 - Site Operations	22,700.00	2,290.00	.00	33,341.22	(10,641.22)	147	27,468.60
Category 20 - Food/Beverage	5,765.00	.00	.00	3,277.53	2,487.47	57	6,544.83
Category 30 - Sundry	1,300.00	.00	.00	1,405.00	(105.00)	108	4,800.00
Activity 700 - Special Events Totals	\$29,765.00	\$2,290.00	\$0.00	\$38,023.75	(\$8,258.75)	128%	\$38,813.43
Activity 880 - Interpretive Center/Mill							
Category 10 - Site Operations	22,870.00	664.00	.00	31,817.64	(8,947.64)	139	28,881.00
Category 20 - Food/Beverage	.00	.00	.00	110.57	(110.57)	+++	80.13
Category 30 - Sundry	6,000.00	213.67	.00	6,551.89	(551.89)	109	5,834.93
Activity 880 - Interpretive Center/Mill	\$28,870.00	\$877.67	\$0.00	\$38,480.10	(\$9,610.10)	133%	\$34,796.06
Activity 881 - Farm Learning Center							
Category 10 - Site Operations	61,741.00	161.00	.00	54,285.39	7,455.61	88	78,745.60
Category 20 - Food/Beverage	97,465.00	511.79	.00	134,135.19	(36,670.19)	138	97,582.51
Category 30 - Sundry	22,500.00	301.01	.00	15,640.21	6,859.79	70	16,740.59
Activity 881 - Farm Learning Center	\$181,706.00	\$973.80	\$0.00	\$204,060.79	(\$22,354.79)	112%	\$193,068.70
Activity 882 - Mobile Learning Center							
Category 10 - Site Operations	17,675.00	900.00	.00	22,339.00	(4,664.00)	126	14,990.25
Activity 882 - Mobile Learning Center	\$17,675.00	\$900.00	\$0.00	\$22,339.00	(\$4,664.00)	126%	\$14,990.25
Activity 990 - General							
Category 10 - Site Operations	18,834.64	3,000.00	.00	52,606.00	(33,771.36)	279	38,369.25
Category 20 - Food/Beverage	650.00	.00	.00	96.00	554.00	15	897.67

General Fund Revenue Budget by Organization

Through 12/31/24
Prior Fiscal Year Activity Included
Summary Listing

Organization	Amended Budget	Current Month Transactions	YTD Encumbrances	YTD Transactions	Budget - YTD Transactions	% Rec'd	Prior Year YTD
Fund 10 - General Fund							
REVENUE							
Function 8 - Operations							
Location 104 - Kensington							
Activity 990 - General							
Category 70 - Other	20,000.00	50.00	.00	6,438.38	13,561.62	32	560.00
Activity 990 - General Totals	\$39,484.64	\$3,050.00	\$0.00	\$59,140.38	(\$19,655.74)	150%	\$39,826.92
Activity 991 - Joint Government Maint							
Category 10 - Site Operations	3,300.00	.00	.00	2,000.00	1,300.00	61	2,913.33
Activity 991 - Joint Government Maint	\$3,300.00	\$0.00	\$0.00	\$2,000.00	\$1,300.00	61%	\$2,913.33
Location 104 - Kensington Totals	\$5,726,354.64	\$140,059.85	\$0.00	\$5,940,150.50	(\$213,795.86)	104%	\$5,596,546.80
Location 106 - Lower Huron/Will/Oakwoods							
Activity 531 - Pool							
Category 10 - Site Operations	80,000.00	.00	.00	77,236.30	2,763.70	97	81,599.91
Category 20 - Food/Beverage	20,100.00	.00	.00	18,254.94	1,845.06	91	18,749.33
Category 30 - Sundry	1,000.00	.00	.00	658.35	341.65	66	1,054.57
Activity 531 - Pool Totals	\$101,100.00	\$0.00	\$0.00	\$96,149.59	\$4,950.41	95%	\$101,403.81
Activity 532 - Waterpark							
Category 10 - Site Operations	650,000.00	.00	.00	750,061.42	(100,061.42)	115	651,129.34
Category 20 - Food/Beverage	36,000.00	.00	.00	90,527.01	(54,527.01)	251	35,661.84
Category 30 - Sundry	4,000.00	.00	.00	3,145.44	854.56	79	3,152.46
Activity 532 - Waterpark Totals	\$690,000.00	\$0.00	\$0.00	\$843,733.87	(\$153,733.87)	122%	\$689,943.64
Activity 550 - Boat Rental							
Category 10 - Site Operations	10,400.00	.00	.00	10,121.50	278.50	97	10,118.55
Category 20 - Food/Beverage	150.00	.00	.00	144.51	5.49	96	210.63
Activity 550 - Boat Rental Totals	\$10,550.00	\$0.00	\$0.00	\$10,266.01	\$283.99	97%	\$10,329.18
Activity 590 - Tolling							
Category 10 - Site Operations	1,166,680.00	65,559.00	.00	1,133,810.00	32,870.00	97	1,111,091.00
Activity 590 - Tolling Totals	\$1,166,680.00	\$65,559.00	\$0.00	\$1,133,810.00	\$32,870.00	97%	\$1,111,091.00
Activity 610 - Family Camping							
Category 10 - Site Operations	41,000.00	.00	.00	40,776.00	224.00	99	40,175.00
Category 30 - Sundry	3,300.00	.00	.00	3,564.00	(264.00)	108	3,009.60
Activity 610 - Family Camping Totals	\$44,300.00	\$0.00	\$0.00	\$44,340.00	(\$40.00)	100%	\$43,184.60
Activity 615 - Group Camping							
Category 10 - Site Operations	2,000.00	65.00	.00	2,685.00	(685.00)	134	1,820.00
Category 30 - Sundry	100.00	.00	.00	188.64	(88.64)	189	117.90
Activity 615 - Group Camping Totals	\$2,100.00	\$65.00	\$0.00	\$2,873.64	(\$773.64)	137%	\$1,937.90

General Fund Revenue Budget by Organization

Through 12/31/24
Prior Fiscal Year Activity Included
Summary Listing

Organization	Amended Budget	Current Month Transactions	YTD Encumbrances	YTD Transactions	Budget - YTD Transactions	% Rec'd	Prior Year YTD
Fund 10 - General Fund							
REVENUE							
Function 8 - Operations							
Location 106 - Lower Huron/Will/Oakwoods							
Activity 640 - Shelter Reservations							
Category 10 - Site Operations	81,500.00	(15,700.00)	.00	87,075.00	(5,575.00)	107	91,750.00
Activity 640 - Shelter Reservations	\$81,500.00	(\$15,700.00)	\$0.00	\$87,075.00	(\$5,575.00)	107%	\$91,750.00
Activity 650 - Golf Course							
Category 10 - Site Operations	826,465.00	590.00	.00	955,362.12	(128,897.12)	116	823,460.85
Category 20 - Food/Beverage	189,000.00	.00	.00	203,379.15	(14,379.15)	108	178,837.85
Category 30 - Sundry	17,450.00	.00	.00	21,836.93	(4,386.93)	125	16,801.95
Activity 650 - Golf Course Totals	\$1,032,915.00	\$590.00	\$0.00	\$1,180,578.20	(\$147,663.20)	114%	\$1,019,100.65
Activity 660 - Disc/Adventure Golf							
Category 10 - Site Operations	4,000.00	96.00	.00	1,826.00	2,174.00	46	3,838.00
Activity 660 - Disc/Adventure Golf	\$4,000.00	\$96.00	\$0.00	\$1,826.00	\$2,174.00	46%	\$3,838.00
Activity 700 - Special Events							
Category 10 - Site Operations	6,250.00	.00	.00	9,005.00	(2,755.00)	144	6,688.00
Category 20 - Food/Beverage	4,000.00	.00	.00	5,088.46	(1,088.46)	127	5,615.07
Category 30 - Sundry	1,300.00	.00	.00	1,405.00	(105.00)	108	1,300.00
Activity 700 - Special Events Totals	\$11,550.00	\$0.00	\$0.00	\$15,498.46	(\$3,948.46)	134%	\$13,603.07
Activity 880 - Interpretive Center/Mill							
Category 10 - Site Operations	14,700.00	488.00	.00	15,772.00	(1,072.00)	107	16,662.68
Category 20 - Food/Beverage	150.00	.00	.00	.00	150.00	0	22.84
Category 30 - Sundry	1,400.00	.00	.00	775.49	624.51	55	746.50
Activity 880 - Interpretive Center/Mill	\$16,250.00	\$488.00	\$0.00	\$16,547.49	(\$297.49)	102%	\$17,432.02
Activity 882 - Mobile Learning Center							
Category 10 - Site Operations	10,000.00	.00	.00	14,633.75	(4,633.75)	146	13,348.75
Activity 882 - Mobile Learning Center	\$10,000.00	\$0.00	\$0.00	\$14,633.75	(\$4,633.75)	146%	\$13,348.75
Activity 884 - Community Outreach Interpretive							
Category 10 - Site Operations	11,120.32	.00	.00	11,120.32	.00	100	175.00
Activity 884 - Community Outreach	\$11,120.32	\$0.00	\$0.00	\$11,120.32	\$0.00	100%	\$175.00
Activity 990 - General							
Category 10 - Site Operations	2,000.00	.00	.00	2,000.00	.00	100	60.00
Category 70 - Other	1,800.00	.00	.00	642.40	1,157.60	36	2,670.85
Activity 990 - General Totals	\$3,800.00	\$0.00	\$0.00	\$2,642.40	\$1,157.60	70%	\$2,730.85
Location 106 - Lower	\$3,185,865.32	\$51,098.00	\$0.00	\$3,461,094.73	(\$275,229.41)	109%	\$3,119,868.47

General Fund Revenue Budget by Organization

Through 12/31/24
Prior Fiscal Year Activity Included
Summary Listing

Organization	Amended Budget	Current Month Transactions	YTD Encumbrances	YTD Transactions	Budget - YTD Transactions	% Rec'd	Prior Year YTD
Fund 10 - General Fund							
REVENUE							
Function 8 - Operations							
Location 108 - Hudson Mills/Dexter/Delhi							
Activity 550 - Boat Rental							
Category 10 - Site Operations	67,500.00	.00	.00	64,702.16	2,797.84	96	64,004.22
Activity 550 - Boat Rental Totals	\$67,500.00	\$0.00	\$0.00	\$64,702.16	\$2,797.84	96%	\$64,004.22
Activity 590 - Tolling							
Category 10 - Site Operations	544,005.00	75,005.00	.00	578,431.96	(34,426.96)	106	587,933.45
Activity 590 - Tolling Totals	\$544,005.00	\$75,005.00	\$0.00	\$578,431.96	(\$34,426.96)	106%	\$587,933.45
Activity 615 - Group Camping							
Category 10 - Site Operations	2,900.00	55.00	.00	2,805.00	95.00	97	2,480.00
Category 30 - Sundry	1,250.00	23.58	.00	1,249.77	.23	100	1,131.84
Activity 615 - Group Camping Totals	\$4,150.00	\$78.58	\$0.00	\$4,054.77	\$95.23	98%	\$3,611.84
Activity 640 - Shelter Reservations							
Category 10 - Site Operations	28,000.00	(1,000.00)	.00	23,100.00	4,900.00	82	21,700.00
Activity 640 - Shelter Reservations	\$28,000.00	(\$1,000.00)	\$0.00	\$23,100.00	\$4,900.00	82%	\$21,700.00
Activity 650 - Golf Course							
Category 10 - Site Operations	786,572.00	1,800.00	.00	916,551.43	(129,979.43)	117	753,378.58
Category 20 - Food/Beverage	128,500.00	.00	.00	155,857.20	(27,357.20)	121	144,453.72
Category 30 - Sundry	16,270.00	.00	.00	23,304.04	(7,034.04)	143	19,408.29
Activity 650 - Golf Course Totals	\$931,342.00	\$1,800.00	\$0.00	\$1,095,712.67	(\$164,370.67)	118%	\$917,240.59
Activity 660 - Disc/Adventure Golf							
Category 10 - Site Operations	30,400.00	1,704.00	.00	32,814.00	(2,414.00)	108	30,861.00
Category 30 - Sundry	275.00	14.15	.00	350.92	(75.92)	128	406.57
Activity 660 - Disc/Adventure Golf	\$30,675.00	\$1,718.15	\$0.00	\$33,164.92	(\$2,489.92)	108%	\$31,267.57
Activity 700 - Special Events							
Category 10 - Site Operations	9,900.00	2,377.00	.00	10,530.00	(630.00)	106	7,600.00
Category 20 - Food/Beverage	600.00	.00	.00	378.00	222.00	63	728.00
Activity 700 - Special Events Totals	\$10,500.00	\$2,377.00	\$0.00	\$10,908.00	(\$408.00)	104%	\$8,328.00
Activity 880 - Interpretive Center/Mill							
Category 10 - Site Operations	13,920.00	(58.00)	.00	15,431.00	(1,511.00)	111	17,800.00
Category 30 - Sundry	3,249.00	.00	.00	3,394.30	(145.30)	104	3,459.00
Activity 880 - Interpretive Center/Mill	\$17,169.00	(\$58.00)	\$0.00	\$18,825.30	(\$1,656.30)	110%	\$21,259.00
Activity 990 - General							
Category 10 - Site Operations	9,653.96	16.00	.00	25,717.00	(16,063.04)	266	5,382.25
Category 20 - Food/Beverage	7,900.00	54.55	.00	7,056.30	843.70	89	8,124.18
Category 30 - Sundry	550.00	23.58	.00	118.77	431.23	22	263.50

General Fund Revenue Budget by Organization

Through 12/31/24
Prior Fiscal Year Activity Included
Summary Listing

Organization	Amended Budget	Current Month Transactions	YTD Encumbrances	YTD Transactions	Budget - YTD Transactions	% Rec'd	Prior Year YTD
Fund 10 - General Fund							
REVENUE							
Function 8 - Operations							
Location 108 - Hudson Mills/Dexter/Delhi							
Activity 990 - General							
Category 70 - Other	4,850.00	1,239.25	.00	2,899.25	1,950.75	60	4,140.00
Activity 990 - General Totals	\$22,953.96	\$1,333.38	\$0.00	\$35,791.32	(\$12,837.36)	156%	\$17,909.93
Activity 991 - Joint Government Maint							
Category 10 - Site Operations	3,500.00	9,909.19	.00	9,909.19	(6,409.19)	283	9,803.90
Activity 991 - Joint Government Maint	\$3,500.00	\$9,909.19	\$0.00	\$9,909.19	(\$6,409.19)	283%	\$9,803.90
Location 108 - Hudson	\$1,659,794.96	\$91,163.30	\$0.00	\$1,874,600.29	(\$214,805.33)	113%	\$1,683,058.50
Location 109 - Stony Creek							
Activity 537 - Ripslide							
Category 10 - Site Operations	136,000.00	.00	.00	111,363.75	24,636.25	82	116,988.00
Activity 537 - Ripslide Totals	\$136,000.00	\$0.00	\$0.00	\$111,363.75	\$24,636.25	82%	\$116,988.00
Activity 538 - Beach							
Category 10 - Site Operations	88,225.00	.00	.00	92,654.96	(4,429.96)	105	98,461.26
Category 20 - Food/Beverage	146,000.00	.00	.00	174,049.62	(28,049.62)	119	145,945.57
Category 30 - Sundry	13,500.00	.00	.00	12,361.40	1,138.60	92	13,290.63
Activity 538 - Beach Totals	\$247,725.00	\$0.00	\$0.00	\$279,065.98	(\$31,340.98)	113%	\$257,697.46
Activity 540 - Dockage/Boat Storage							
Category 10 - Site Operations	51,000.00	.00	.00	56,800.00	(5,800.00)	111	58,300.00
Activity 540 - Dockage/Boat Storage	\$51,000.00	\$0.00	\$0.00	\$56,800.00	(\$5,800.00)	111%	\$58,300.00
Activity 550 - Boat Rental							
Category 10 - Site Operations	144,995.00	.00	.00	146,393.00	(1,398.00)	101	145,799.15
Category 20 - Food/Beverage	7,000.00	.00	.00	9,742.05	(2,742.05)	139	6,776.75
Category 30 - Sundry	2,000.00	.00	.00	865.44	1,134.56	43	896.77
Activity 550 - Boat Rental Totals	\$153,995.00	\$0.00	\$0.00	\$157,000.49	(\$3,005.49)	102%	\$153,472.67
Activity 580 - Cross Country Skiing							
Category 10 - Site Operations	4,995.00	.00	.00	3,103.00	1,892.00	62	3,899.00
Category 20 - Food/Beverage	50.00	.00	.00	22.00	28.00	44	81.00
Activity 580 - Cross Country Skiing	\$5,045.00	\$0.00	\$0.00	\$3,125.00	\$1,920.00	62%	\$3,980.00
Activity 590 - Tolling							
Category 10 - Site Operations	2,629,998.00	131,030.00	.00	2,544,044.03	85,953.97	97	2,556,038.75
Activity 590 - Tolling Totals	\$2,629,998.00	\$131,030.00	\$0.00	\$2,544,044.03	\$85,953.97	97%	\$2,556,038.75
Activity 610 - Family Camping							
Category 10 - Site Operations	36,250.00	100.00	.00	44,420.24	(8,170.24)	123	40,761.80
Category 20 - Food/Beverage	400.00	.00	.00	1,489.00	(1,089.00)	372	971.50

General Fund Revenue Budget by Organization

Through 12/31/24
Prior Fiscal Year Activity Included
Summary Listing

Organization	Amended Budget	Current Month Transactions	YTD Encumbrances	YTD Transactions	Budget - YTD Transactions	% Rec'd	Prior Year YTD
Fund 10 - General Fund							
REVENUE							
Function 8 - Operations							
Location 109 - Stony Creek							
Activity 610 - Family Camping							
Category 30 - Sundry	10,700.00	.00	.00	13,271.14	(2,571.14)	124	11,286.19
Activity 610 - Family Camping Totals	\$47,350.00	\$100.00	\$0.00	\$59,180.38	(\$11,830.38)	125%	\$53,019.49
Activity 630 - Activity Center Rental							
Category 10 - Site Operations	.00	.00	.00	.00	.00	+++	500.00
Activity 630 - Activity Center Rental	\$0.00	\$0.00	\$0.00	\$0.00	\$0.00	+++	\$500.00
Activity 635 - Mobile Stage							
Category 10 - Site Operations	1,200.00	.00	.00	1,100.00	100.00	92	1,800.00
Activity 635 - Mobile Stage Totals	\$1,200.00	\$0.00	\$0.00	\$1,100.00	\$100.00	92%	\$1,800.00
Activity 640 - Shelter Reservations							
Category 10 - Site Operations	113,100.00	(11,237.50)	.00	113,175.00	(75.00)	100	105,802.00
Activity 640 - Shelter Reservations	\$113,100.00	(\$11,237.50)	\$0.00	\$113,175.00	(\$75.00)	100%	\$105,802.00
Activity 650 - Golf Course							
Category 10 - Site Operations	1,197,720.00	408.00	.00	1,351,207.42	(153,487.42)	113	1,209,271.67
Category 20 - Food/Beverage	257,000.00	.00	.00	306,820.95	(49,820.95)	119	266,423.24
Category 30 - Sundry	20,000.00	.00	.00	30,510.97	(10,510.97)	153	25,774.23
Activity 650 - Golf Course Totals	\$1,474,720.00	\$408.00	\$0.00	\$1,688,539.34	(\$213,819.34)	114%	\$1,501,469.14
Activity 660 - Disc/Adventure Golf							
Category 10 - Site Operations	43,400.00	420.00	.00	30,204.00	13,196.00	70	31,379.00
Category 20 - Food/Beverage	3,000.00	.00	.00	2,878.65	121.35	96	2,424.25
Category 30 - Sundry	320.00	.00	.00	740.64	(420.64)	231	427.52
Activity 660 - Disc/Adventure Golf	\$46,720.00	\$420.00	\$0.00	\$33,823.29	\$12,896.71	72%	\$34,230.77
Activity 700 - Special Events							
Category 10 - Site Operations	1.00	4,023.00	.00	4,023.00	(4,022.00)	402300	28,041.00
Category 20 - Food/Beverage	2,000.00	.00	.00	1,127.77	872.23	56	2,124.76
Category 30 - Sundry	1.00	.00	.00	1,405.00	(1,404.00)	140500	1,300.00
Activity 700 - Special Events Totals	\$2,002.00	\$4,023.00	\$0.00	\$6,555.77	(\$4,553.77)	327%	\$31,465.76
Activity 880 - Interpretive Center/Mill							
Category 10 - Site Operations	22,270.98	422.35	.00	37,523.73	(15,252.75)	168	40,684.33
Activity 880 - Interpretive Center/Mill	\$22,270.98	\$422.35	\$0.00	\$37,523.73	(\$15,252.75)	168%	\$40,684.33
Activity 882 - Mobile Learning Center							
Category 10 - Site Operations	10,500.00	1,525.00	.00	20,101.50	(9,601.50)	191	15,900.50
Activity 882 - Mobile Learning Center	\$10,500.00	\$1,525.00	\$0.00	\$20,101.50	(\$9,601.50)	191%	\$15,900.50

General Fund Revenue Budget by Organization

Through 12/31/24
Prior Fiscal Year Activity Included
Summary Listing

Organization	Amended Budget	Current Month Transactions	YTD Encumbrances	YTD Transactions	Budget - YTD Transactions	% Rec'd	Prior Year YTD
Fund 10 - General Fund							
REVENUE							
Function 8 - Operations							
Location 109 - Stony Creek							
Activity 990 - General							
Category 10 - Site Operations	59,053.19	1,520.00	.00	87,401.50	(28,348.31)	148	75,900.00
Category 20 - Food/Beverage	122.00	.00	.00	88.72	33.28	73	107.86
Category 30 - Sundry	1,750.00	.00	.00	.00	1,750.00	0	706.45
Category 70 - Other	.00	.00	.00	734.95	(734.95)	+++	238.56
Activity 990 - General Totals	\$60,925.19	\$1,520.00	\$0.00	\$88,225.17	(\$27,299.98)	145%	\$76,952.87
Activity 991 - Joint Government Maint							
Category 10 - Site Operations	18,260.00	.00	.00	18,260.00	.00	100	18,260.00
Activity 991 - Joint Government Maint Totals	\$18,260.00	\$0.00	\$0.00	\$18,260.00	\$0.00	100%	\$18,260.00
Location 109 - Stony Creek Totals	\$5,020,811.17	\$128,210.85	\$0.00	\$5,217,883.43	(\$197,072.26)	104%	\$5,026,561.74
Location 112 - Lake Erie							
Activity 540 - Dockage/Boat Storage							
Category 10 - Site Operations	210,000.00	400.00	.00	194,834.13	15,165.87	93	216,250.00
Category 20 - Food/Beverage	2,600.00	.00	.00	3,247.52	(647.52)	125	2,479.75
Category 30 - Sundry	500.00	.00	.00	.00	500.00	0	.00
Activity 540 - Dockage/Boat Storage Totals	\$213,100.00	\$400.00	\$0.00	\$198,081.65	\$15,018.35	93%	\$218,729.75
Activity 590 - Tolling							
Category 10 - Site Operations	571,000.00	51,467.00	.00	614,704.00	(43,704.00)	108	575,682.00
Activity 590 - Tolling Totals	\$571,000.00	\$51,467.00	\$0.00	\$614,704.00	(\$43,704.00)	108%	\$575,682.00
Activity 640 - Shelter Reservations							
Category 10 - Site Operations	11,000.00	(1,300.00)	.00	13,500.00	(2,500.00)	123	11,350.00
Activity 640 - Shelter Reservations Totals	\$11,000.00	(\$1,300.00)	\$0.00	\$13,500.00	(\$2,500.00)	123%	\$11,350.00
Activity 650 - Golf Course							
Category 10 - Site Operations	870,756.00	(489.00)	.00	915,984.38	(45,228.38)	105	812,486.80
Category 20 - Food/Beverage	230,000.00	283.02	.00	256,698.54	(26,698.54)	112	230,081.49
Category 30 - Sundry	23,400.00	.00	.00	34,927.61	(11,527.61)	149	24,538.13
Activity 650 - Golf Course Totals	\$1,124,156.00	(\$205.98)	\$0.00	\$1,207,610.53	(\$83,454.53)	107%	\$1,067,106.42
Activity 700 - Special Events							
Category 10 - Site Operations	500.00	.00	.00	1,025.00	(525.00)	205	600.00
Category 20 - Food/Beverage	1,500.00	.00	.00	1,332.42	167.58	89	1,440.44
Category 30 - Sundry	1,300.00	.00	.00	1,405.00	(105.00)	108	1,300.00
Activity 700 - Special Events Totals	\$3,300.00	\$0.00	\$0.00	\$3,762.42	(\$462.42)	114%	\$3,340.44
Activity 880 - Interpretive Center/Mill							
Category 10 - Site Operations	11,100.00	993.00	.00	13,085.89	(1,985.89)	118	10,828.80

General Fund Revenue Budget by Organization

Through 12/31/24
 Prior Fiscal Year Activity Included
 Summary Listing

Organization	Amended Budget	Current Month Transactions	YTD Encumbrances	YTD Transactions	Budget - YTD Transactions	% Rec'd	Prior Year YTD
Fund 10 - General Fund							
REVENUE							
Function 8 - Operations							
Location 112 - Lake Erie							
Activity 880 - Interpretive Center/Mill							
Category 20 - Food/Beverage	600.00	.00	.00	110.74	489.26	18	458.98
Category 30 - Sundry	7,500.00	20.09	.00	5,791.00	1,709.00	77	5,225.23
Activity 880 - Interpretive Center/Mill	\$19,200.00	\$1,013.09	\$0.00	\$18,987.63	\$212.37	99%	\$16,513.01
Activity 990 - General							
Category 10 - Site Operations	400.00	.00	.00	383.00	17.00	96	6,807.30
Category 20 - Food/Beverage	200.00	.00	.00	35.41	164.59	18	.00
Category 70 - Other	800.00	112.00	.00	1,259.60	(459.60)	157	1,003.50
Activity 990 - General Totals	\$1,400.00	\$112.00	\$0.00	\$1,678.01	(\$278.01)	120%	\$7,810.80
Location 112 - Lake Erie Totals	\$1,943,156.00	\$51,486.11	\$0.00	\$2,058,324.24	(\$115,168.24)	106%	\$1,900,532.42
Location 113 - Wolcott							
Activity 590 - Tolling							
Category 10 - Site Operations	42,215.00	900.00	.00	43,937.00	(1,722.00)	104	46,394.00
Activity 590 - Tolling Totals	\$42,215.00	\$900.00	\$0.00	\$43,937.00	(\$1,722.00)	104%	\$46,394.00
Activity 615 - Group Camping							
Category 10 - Site Operations	7,050.00	380.00	.00	8,840.00	(1,790.00)	125	5,550.00
Activity 615 - Group Camping Totals	\$7,050.00	\$380.00	\$0.00	\$8,840.00	(\$1,790.00)	125%	\$5,550.00
Activity 630 - Activity Center Rental							
Category 10 - Site Operations	17,500.00	1,000.00	.00	27,475.00	(9,975.00)	157	19,275.00
Activity 630 - Activity Center Rental	\$17,500.00	\$1,000.00	\$0.00	\$27,475.00	(\$9,975.00)	157%	\$19,275.00
Activity 640 - Shelter Reservations							
Category 10 - Site Operations	9,375.00	325.00	.00	9,737.50	(362.50)	104	5,775.00
Activity 640 - Shelter Reservations	\$9,375.00	\$325.00	\$0.00	\$9,737.50	(\$362.50)	104%	\$5,775.00
Activity 700 - Special Events							
Category 10 - Site Operations	.00	.00	.00	600.00	(600.00)	+++	.00
Activity 700 - Special Events Totals	\$0.00	\$0.00	\$0.00	\$600.00	(\$600.00)	+++	\$0.00
Activity 880 - Interpretive Center/Mill							
Category 10 - Site Operations	2.00	(1,094.00)	.00	41.00	(39.00)	2050	3,578.96
Category 30 - Sundry	1.00	.00	.00	.00	1.00	0	.00
Activity 880 - Interpretive Center/Mill	\$3.00	(\$1,094.00)	\$0.00	\$41.00	(\$38.00)	1367%	\$3,578.96
Activity 881 - Farm Learning Center							
Category 10 - Site Operations	101,712.95	15,571.87	.00	133,313.23	(31,600.28)	131	128,658.74
Category 20 - Food/Beverage	401.00	98.75	.00	974.00	(573.00)	243	508.41
Category 30 - Sundry	2,000.00	514.01	.00	4,016.21	(2,016.21)	201	818.85

General Fund Revenue Budget by Organization

Through 12/31/24
Prior Fiscal Year Activity Included
Summary Listing

Organization	Amended Budget	Current Month Transactions	YTD Encumbrances	YTD Transactions	Budget - YTD Transactions	% Rec'd	Prior Year YTD
Fund 10 - General Fund							
REVENUE							
Function 8 - Operations							
Location 113 - Wolcott							
Activity 881 - Farm Learning Center	\$104,113.95	\$16,184.63	\$0.00	\$138,303.44	(\$34,189.49)	133%	\$129,986.00
Activity 990 - General							
Category 10 - Site Operations	800.00	.00	.00	875.00	(75.00)	109	.00
Activity 990 - General Totals	\$800.00	\$0.00	\$0.00	\$875.00	(\$75.00)	109%	\$0.00
Location 113 - Wolcott Totals	\$181,056.95	\$17,695.63	\$0.00	\$229,808.94	(\$48,751.99)	127%	\$210,558.96
Location 115 - Indian Springs							
Activity 590 - Tolling							
Category 10 - Site Operations	344,374.00	10,081.00	.00	343,324.19	1,049.81	100	334,261.45
Activity 590 - Tolling Totals	\$344,374.00	\$10,081.00	\$0.00	\$343,324.19	\$1,049.81	100%	\$334,261.45
Activity 630 - Activity Center Rental							
Category 10 - Site Operations	81,100.00	(42,700.00)	.00	79,500.00	1,600.00	98	87,300.00
Activity 630 - Activity Center Rental	\$81,100.00	(\$42,700.00)	\$0.00	\$79,500.00	\$1,600.00	98%	\$87,300.00
Activity 640 - Shelter Reservations							
Category 10 - Site Operations	12,100.00	(800.00)	.00	14,972.00	(2,872.00)	124	10,775.00
Activity 640 - Shelter Reservations	\$12,100.00	(\$800.00)	\$0.00	\$14,972.00	(\$2,872.00)	124%	\$10,775.00
Activity 650 - Golf Course							
Category 10 - Site Operations	1,126,365.00	1,701.00	.00	1,179,237.58	(52,872.58)	105	1,069,634.16
Category 20 - Food/Beverage	203,912.00	120.27	.00	212,020.91	(8,108.91)	104	222,575.66
Category 30 - Sundry	28,110.00	.94	.00	27,885.30	224.70	99	30,326.64
Activity 650 - Golf Course Totals	\$1,358,387.00	\$1,822.21	\$0.00	\$1,419,143.79	(\$60,756.79)	104%	\$1,322,536.46
Activity 700 - Special Events							
Category 20 - Food/Beverage	.00	.00	.00	577.00	(577.00)	+++	.00
Activity 700 - Special Events Totals	\$0.00	\$0.00	\$0.00	\$577.00	(\$577.00)	+++	\$0.00
Activity 883 - Environmental Disc Center							
Category 10 - Site Operations	20,340.00	590.00	.00	26,646.03	(6,306.03)	131	14,429.30
Category 20 - Food/Beverage	35.00	.00	.00	46.71	(11.71)	133	34.48
Activity 883 - Environmental Disc	\$20,375.00	\$590.00	\$0.00	\$26,692.74	(\$6,317.74)	131%	\$14,463.78
Activity 990 - General							
Category 10 - Site Operations	.00	.00	.00	5,350.00	(5,350.00)	+++	.00
Category 20 - Food/Beverage	150.00	.00	.00	85.48	64.52	57	171.23
Category 70 - Other	505.00	.00	.00	161.00	344.00	32	548.29
Activity 990 - General Totals	\$655.00	\$0.00	\$0.00	\$5,596.48	(\$4,941.48)	854%	\$719.52
Location 115 - Indian Springs Totals	\$1,816,991.00	(\$31,006.79)	\$0.00	\$1,889,806.20	(\$72,815.20)	104%	\$1,770,056.21

General Fund Revenue Budget by Organization

Through 12/31/24
Prior Fiscal Year Activity Included
Summary Listing

Organization	Amended Budget	Current Month Transactions	YTD Encumbrances	YTD Transactions	Budget - YTD Transactions	% Rec'd	Prior Year YTD
Fund 10 - General Fund							
REVENUE							
Function 8 - Operations							
Location 116 - Huron Meadows							
Activity 580 - Cross Country Skiing							
Category 10 - Site Operations	60,210.00	.00	.00	16,368.00	43,842.00	27	38,634.00
Category 20 - Food/Beverage	3,300.00	.00	.00	1,726.13	1,573.87	52	2,555.91
Category 30 - Sundry	50.00	.00	.00	3.55	46.45	7	.00
Activity 580 - Cross Country Skiing	\$63,560.00	\$0.00	\$0.00	\$18,097.68	\$45,462.32	28%	\$41,189.91
Activity 590 - Tolling							
Category 10 - Site Operations	52,700.00	131.00	.00	47,817.00	4,883.00	91	54,175.00
Activity 590 - Tolling Totals	\$52,700.00	\$131.00	\$0.00	\$47,817.00	\$4,883.00	91%	\$54,175.00
Activity 640 - Shelter Reservations							
Category 10 - Site Operations	10,000.00	(200.00)	.00	8,500.00	1,500.00	85	7,700.00
Activity 640 - Shelter Reservations	\$10,000.00	(\$200.00)	\$0.00	\$8,500.00	\$1,500.00	85%	\$7,700.00
Activity 650 - Golf Course							
Category 10 - Site Operations	1,183,626.00	.00	.00	1,340,679.39	(157,053.39)	113	1,156,329.04
Category 20 - Food/Beverage	181,000.00	.00	.00	219,365.44	(38,365.44)	121	207,729.83
Category 30 - Sundry	13,420.00	.00	.00	22,032.72	(8,612.72)	164	17,031.74
Activity 650 - Golf Course Totals	\$1,378,046.00	\$0.00	\$0.00	\$1,582,077.55	(\$204,031.55)	115%	\$1,381,090.61
Activity 990 - General							
Category 10 - Site Operations	.00	.00	.00	.00	.00	+++	50.00
Activity 990 - General Totals	\$0.00	\$0.00	\$0.00	\$0.00	\$0.00	+++	\$50.00
Location 116 - Huron Meadows Totals	\$1,504,306.00	(\$69.00)	\$0.00	\$1,656,492.23	(\$152,186.23)	110%	\$1,484,205.52
Function 8 - Operations Totals	\$24,885,847.04	\$702,648.27	\$0.00	\$26,348,649.84	(\$1,462,802.80)	106%	\$24,880,841.65
Function 9 - Administration							
Location 100 - Administrative Office							
Activity 700 - Special Events							
Category 10 - Site Operations	23,150.00	.00	.00	21,850.00	1,300.00	94	11,000.00
Activity 700 - Special Events Totals	\$23,150.00	\$0.00	\$0.00	\$21,850.00	\$1,300.00	94%	\$11,000.00
Activity 880 - Interpretive Center/Mill							
Category 10 - Site Operations	.00	1,546.66	.00	7,382.19	(7,382.19)	+++	8,305.00
Activity 880 - Interpretive Center/Mill	\$0.00	\$1,546.66	\$0.00	\$7,382.19	(\$7,382.19)	+++	\$8,305.00
Activity 990 - General							
Category 10 - Site Operations	.00	16,300.00	.00	107,147.10	(107,147.10)	+++	6,414.61
Category 70 - Other	41,013,063.51	1,515,191.73	.00	42,637,683.19	(1,624,619.68)	104	39,751,343.51

General Fund Revenue Budget by Organization

Through 12/31/24
 Prior Fiscal Year Activity Included
 Summary Listing

Organization	Amended Budget	Current Month Transactions	YTD Encumbrances	YTD Transactions	Budget - YTD Transactions	% Rec'd	Prior Year YTD
Fund 10 - General Fund							
REVENUE							
Function 9 - Administration							
Location 100 - Administrative Office							
Activity 990 - General Totals	\$41,013,063.51	\$1,531,491.73	\$0.00	\$42,744,830.29	(\$1,731,766.78)	104%	\$39,757,758.12
Activity 991 - Joint Government Maint							
Category 10 - Site Operations	.00	.00	.00	400.00	(400.00)	+++	25,900.00
Activity 991 - Joint Government Maint	\$0.00	\$0.00	\$0.00	\$400.00	(\$400.00)	+++	\$25,900.00
Location 100 - Administrative Office	\$41,036,213.51	\$1,533,038.39	\$0.00	\$42,774,462.48	(\$1,738,248.97)	104%	\$39,802,963.12
Function 9 - Administration Totals	\$41,036,213.51	\$1,533,038.39	\$0.00	\$42,774,462.48	(\$1,738,248.97)	104%	\$39,802,963.12
REVENUE TOTALS	\$65,930,025.08	\$2,243,651.19	\$0.00	\$69,131,076.85	(\$3,201,051.77)	105%	\$64,781,192.48
Fund 10 - General Fund Totals	\$65,930,025.08	\$2,243,651.19	\$0.00	\$69,131,076.85	(\$3,201,051.77)		\$64,781,192.48
Grand Totals	\$65,930,025.08	\$2,243,651.19	\$0.00	\$69,131,076.85	(\$3,201,051.77)		\$64,781,192.48

General Fund Expense Budget Performance

Fiscal Year to Date 12/31/24

Include Rollup Account and Rollup to Account

Account	Account Description	Amended Budget	Current Month Transactions	YTD Encumbrances	YTD Transactions	Budget - YTD Transactions	% Rec'd	Prior Year YTD
Fund 10 - General Fund								
Function 2 - Transfer								
EXPENSE								
<i>Expenditures</i>								
9965 Transfer Out - Capital Project Fund								
9965.80	Transfer Out - Capital Project Fund	11,413,961.75	155,186.30	.00	11,413,961.75	.00	100	6,215,377.31
9965 - Transfer Out - Capital Project Fund Totals		\$11,413,961.75	\$155,186.30	\$0.00	\$11,413,961.75	\$0.00	100%	\$6,215,377.31
<i>Expenditures Totals</i>		\$11,413,961.75	\$155,186.30	\$0.00	\$11,413,961.75	\$0.00	100%	\$6,215,377.31
EXPENSE TOTALS		\$11,413,961.75	\$155,186.30	\$0.00	\$11,413,961.75	\$0.00	100%	\$6,215,377.31
Function 2 - Transfer Totals		(\$11,413,961.75)	(\$155,186.30)	\$0.00	(\$11,413,961.75)	\$0.00	100%	(\$6,215,377.31)
Function 5 - Capital								
EXPENSE								
<i>Contractual Services</i>								
9130	Tools/Equipment	4,167,598.44	194,182.21	354,084.66	3,817,689.16	(4,175.38)	100	3,737,634.83
<i>Contractual Services Totals</i>		\$4,167,598.44	\$194,182.21	\$354,084.66	\$3,817,689.16	(\$4,175.38)	100%	\$3,737,634.83
EXPENSE TOTALS		\$4,167,598.44	\$194,182.21	\$354,084.66	\$3,817,689.16	(\$4,175.38)	100%	\$3,737,634.83
Function 5 - Capital Totals		(\$4,167,598.44)	(\$194,182.21)	(\$354,084.66)	(\$3,817,689.16)	\$4,175.38	100%	(\$3,737,634.83)
Function 7 - Major Maintenance								
EXPENSE								
<i>Personnel Services</i>								
9010	Full Time Wages	95,331.38	12,722.54	.00	95,331.38	.00	100	110,341.45
9013	FT Benefits Pd to Emps	5,903.62	(307.96)	.00	5,109.78	793.84	87	6,175.93
9014	FT Benefits Pd for Emps	40,090.00	1,823.42	.00	36,630.39	3,459.61	91	43,592.57
<i>Personnel Services Totals</i>		\$141,325.00	\$14,238.00	\$0.00	\$137,071.55	\$4,253.45	97%	\$160,109.95
<i>Contractual Services</i>								
9420	Outside Services	1,667,595.80	52,897.22	588,615.88	1,016,926.64	62,053.28	96	1,910,646.70
9990	Unallocated Budget	2,050,682.46	.00	.00	.00	2,050,682.46	0	.00
<i>Contractual Services Totals</i>		\$3,718,278.26	\$52,897.22	\$588,615.88	\$1,016,926.64	\$2,112,735.74	43%	\$1,910,646.70
EXPENSE TOTALS		\$3,859,603.26	\$67,135.22	\$588,615.88	\$1,153,998.19	\$2,116,989.19	45%	\$2,070,756.65
Function 7 - Major Maintenance Totals		(\$3,859,603.26)	(\$67,135.22)	(\$588,615.88)	(\$1,153,998.19)	(\$2,116,989.19)	45%	(\$2,070,756.65)
Function 8 - Operations								
EXPENSE								
<i>Personnel Services</i>								
9010	Full Time Wages	12,238,590.23	1,519,531.83	.00	12,189,632.98	48,957.25	100	10,971,062.01
9011	Full Time Overtime	526,940.02	50,346.35	.00	509,110.58	17,829.44	97	560,994.42
9013	FT Benefits Pd to Emps	968,144.16	(96,876.68)	.00	801,071.59	167,072.57	83	749,679.52
9014	FT Benefits Pd for Emps	6,225,512.72	124,449.59	.00	5,893,422.19	332,090.53	95	5,327,036.41
9020	Part Time Wages	10,049,663.78	511,643.06	.00	9,885,700.13	163,963.65	98	8,599,311.73

General Fund Expense Budget Performance

Fiscal Year to Date 12/31/24

Include Rollup Account and Rollup to Account

Account	Account Description	Amended Budget	Current Month Transactions	YTD Encumbrances	YTD Transactions	Budget - YTD Transactions	% Rec'd	Prior Year YTD
Fund 10 - General Fund								
Function 8 - Operations								
EXPENSE								
<i>Personnel Services</i>								
9021	Part Time Overtime	69,582.52	7,666.52	.00	64,768.74	4,813.78	93	74,997.44
9023	PT Benefits Pd to Emps	33,029.84	29,148.56	.00	32,952.25	77.59	100	18,975.63
9024	PT Benefits Pd for Emps	937,024.14	139,169.32	.00	911,217.24	25,806.90	97	886,850.63
<i>Personnel Services Totals</i>		\$31,048,487.41	\$2,285,078.55	\$0.00	\$30,287,875.70	\$760,611.71	98%	\$27,188,907.79
<i>Contractual Services</i>								
9110	Operating Supplies	2,161,056.14	130,560.09	15,868.23	2,022,791.61	122,396.30	94	2,003,763.98
9120	Maintenance Materials	122.00	.00	.00	111.41	10.59	91	.00
9130	Tools/Equipment	1,046,855.65	218,292.36	7,878.32	980,286.70	58,690.63	94	603,376.20
9140	Chemicals	555,266.33	16,896.61	2,865.39	540,165.69	12,235.25	98	524,866.68
9150	Equipment Fuel	591,886.99	14,766.69	.00	579,476.58	12,410.41	98	625,094.41
9160	Uniforms	96,182.09	6,598.42	.00	88,424.83	7,757.26	92	101,532.48
9170	Resale Merchandise	1,010,861.47	(57,345.27)	.00	991,976.79	18,884.68	98	888,838.67
9420	Outside Services	3,258,960.03	279,810.91	11,954.63	3,059,743.93	187,261.47	94	2,896,297.90
9430	Insurances	444,033.41	(303,745.80)	.00	305,415.93	138,617.48	69	310,969.32
9440	Utilities	1,959,740.30	123,734.82	.00	1,918,339.75	41,400.55	98	2,069,924.72
9450	Rents/Leases	230,078.38	10,414.90	.00	212,879.70	17,198.68	93	186,542.13
9460	Postage/Shipping	3,298.10	224.80	.00	2,277.18	1,020.92	69	3,329.77
9510	Memberships	11,467.98	826.29	.00	5,727.61	5,740.37	50	5,779.94
9520	Employee Development	143,237.39	19,016.76	.00	123,753.61	19,483.78	86	97,229.81
9910	Over/Under	6,956.82	594.49	.00	(126.64)	7,083.46	-2	(1,651.43)
9945	Inventory Gain/Loss on Adjustment	3,026.52	2,100.28	.00	2,100.28	926.24	69	5,632.52
<i>Contractual Services Totals</i>		\$11,523,029.60	\$462,746.35	\$38,566.57	\$10,833,344.96	\$651,118.07	94%	\$10,321,527.10
EXPENSE TOTALS		\$42,571,517.01	\$2,747,824.90	\$38,566.57	\$41,121,220.66	\$1,411,729.78	97%	\$37,510,434.89
Function 8 - Operations Totals		(\$42,571,517.01)	(\$2,747,824.90)	(\$38,566.57)	(\$41,121,220.66)	(\$1,411,729.78)	97%	(\$37,510,434.89)
Function 9 - Administration								
EXPENSE								
<i>Personnel Services</i>								
9010	Full Time Wages	5,422,128.19	670,586.30	.00	5,236,202.12	185,926.07	97	4,670,636.50
9011	Full Time Overtime	35,810.01	4,086.78	.00	35,468.14	341.87	99	41,998.84
9013	FT Benefits Pd to Emps	365,909.25	(31,862.82)	.00	271,376.42	94,532.83	74	246,226.84
9014	FT Benefits Pd for Emps	2,352,650.67	48,422.03	.00	1,996,617.58	356,033.09	85	1,748,022.24
9020	Part Time Wages	382,430.10	23,555.70	.00	261,001.00	121,429.10	68	332,242.90
9021	Part Time Overtime	513.09	.00	.00	513.09	.00	100	299.57
9024	PT Benefits Pd for Emps	31,458.22	1,617.62	.00	18,015.82	13,442.40	57	26,274.70

General Fund Expense Budget Performance

Fiscal Year to Date 12/31/24

Include Rollup Account and Rollup to Account

Account	Account Description	Amended Budget	Current Month Transactions	YTD Encumbrances	YTD Transactions	Budget - YTD Transactions	% Rec'd	Prior Year YTD
Fund 10 - General Fund								
Function 9 - Administration								
EXPENSE								
<i>Personnel Services Totals</i>		\$8,590,899.53	\$716,405.61	\$0.00	\$7,819,194.17	\$771,705.36	91%	\$7,065,701.59
<i>Contractual Services</i>								
9110	Operating Supplies	389,184.08	20,183.26	.00	205,993.79	183,190.29	53	190,328.92
9130	Tools/Equipment	254,727.33	38,667.19	12,533.91	183,234.52	58,958.90	77	159,442.99
9140	Chemicals	4,700.00	.00	.00	4,149.87	550.13	88	1,421.53
9150	Equipment Fuel	65,452.95	27,028.21	.00	46,828.21	18,624.74	72	53,662.44
9160	Uniforms	6,809.09	293.03	.00	3,253.58	3,555.51	48	7,415.29
9410	Professional Services	751,020.28	24,183.65	172,219.74	361,172.33	217,628.21	71	229,731.32
9420	Outside Services	3,639,275.54	235,647.45	337,871.80	2,363,705.96	937,697.78	74	6,811,288.20
9430	Insurances	178,381.08	(85,330.20)	.00	93,050.88	85,330.20	52	94,610.48
9440	Utilities	180,042.53	16,220.83	.00	152,764.39	27,278.14	85	188,486.00
9450	Rents/Leases	2,968.83	495.39	.00	1,668.83	1,300.00	56	789.66
9460	Postage/Shipping	16,986.40	179.86	.00	16,486.40	500.00	97	16,540.72
9499	Miscellaneous	14,017.25	3,790.79	.00	4,040.79	9,976.46	29	8,296.00
9510	Memberships	29,415.97	3,186.00	.00	19,252.88	10,163.09	65	21,564.57
9520	Employee Development	218,945.56	11,579.77	.00	119,950.65	98,994.91	55	73,388.75
9940	Inventory Variance	20.34	(.02)	.00	20.34	.00	100	(.17)
<i>Contractual Services Totals</i>		\$5,751,947.23	\$296,125.21	\$522,625.45	\$3,575,573.42	\$1,653,748.36	71%	\$7,856,966.70
EXPENSE TOTALS		\$14,342,846.76	\$1,012,530.82	\$522,625.45	\$11,394,767.59	\$2,425,453.72	83%	\$14,922,668.29
Function 9 - Administration Totals		(\$14,342,846.76)	(\$1,012,530.82)	(\$522,625.45)	(\$11,394,767.59)	(\$2,425,453.72)	83%	(\$14,922,668.29)
Fund 10 - General Fund Totals		\$76,355,527.22	\$4,176,859.45	\$1,503,892.56	\$68,901,637.35	\$5,949,997.31		\$64,456,871.97
Grand Totals		\$76,355,527.22	\$4,176,859.45	\$1,503,892.56	\$68,901,637.35	\$5,949,997.31		\$64,456,871.97

General Fund Expense Budget by Organization

Through 12/31/24
Prior Fiscal Year Activity Included
Summary Listing

Organization	Amended Budget	Current Month Transactions	YTD Encumbrances	YTD Transactions	Budget - YTD Transactions	% Rec'd	Prior Year YTD
Fund 10 - General Fund							
EXPENSE							
Function 2 - Transfer							
Location 100 - Administrative Office							
Activity 990 - General	11,413,961.75	155,186.30	.00	11,413,961.75	.00	100	6,215,377.31
Location 100 - Administrative Office	\$11,413,961.75	\$155,186.30	\$0.00	\$11,413,961.75	\$0.00	100%	\$6,215,377.31
Function 2 - Transfer Totals	\$11,413,961.75	\$155,186.30	\$0.00	\$11,413,961.75	\$0.00	100%	\$6,215,377.31
Function 5 - Capital							
Location 100 - Administrative Office							
Activity 100 - Director/Deputy Dir Dept	.00	.00	.00	.00	.00	+++	39,354.00
Activity 180 - Natural Resources	260,000.00	.00	.00	226,023.00	33,977.00	87	281,478.75
Activity 192 - Engineering	.00	.00	.00	.00	.00	+++	31,898.00
Activity 730 - Police	.00	.00	.00	.00	.00	+++	13,564.07
Location 100 - Administrative Office	\$260,000.00	\$0.00	\$0.00	\$226,023.00	\$33,977.00	87%	\$366,294.82
Location 102 - Lake St. Clair							
Activity 531 - Pool	10,383.33	.00	.00	10,383.33	.00	100	6,071.00
Activity 730 - Police	52,897.00	.00	.00	52,897.00	.00	100	.00
Activity 880 - Interpretive Center/Mill	.00	.00	.00	.00	.00	+++	11,062.77
Activity 990 - General	26,139.02	.00	.00	26,139.02	.00	100	314,947.44
Location 102 - Lake St. Clair Totals	\$89,419.35	\$0.00	\$0.00	\$89,419.35	\$0.00	100%	\$332,081.21
Location 104 - Kensington							
Activity 650 - Golf Course	.00	.00	.00	.00	.00	+++	243,008.03
Activity 730 - Police	52,897.00	.00	.00	52,897.00	.00	100	.00
Activity 881 - Farm Learning Center	30,406.70	4,182.21	.00	30,406.70	.00	100	38,691.36
Activity 990 - General	278,547.33	190,000.00	.00	278,547.33	.00	100	284,443.55
Location 104 - Kensington Totals	\$361,851.03	\$194,182.21	\$0.00	\$361,851.03	\$0.00	100%	\$566,142.94
Location 106 - Lower Huron/Will/Oakwoods							
Activity 650 - Golf Course	192,602.59	.00	.00	192,602.59	.00	100	727,259.47
Activity 730 - Police	52,897.00	.00	.00	52,897.00	.00	100	121,410.00
Activity 880 - Interpretive Center/Mill	76,180.00	.00	.00	76,180.00	.00	100	.00
Activity 990 - General	369,325.38	.00	.00	368,889.41	435.97	100	350,042.94
Location 106 - Lower	\$691,004.97	\$0.00	\$0.00	\$690,569.00	\$435.97	100%	\$1,198,712.41
Location 108 - Hudson Mills/Dexter/Delhi							
Activity 650 - Golf Course	129,288.29	.00	4,479.00	124,809.29	.00	100	102,020.44
Activity 730 - Police	52,897.00	.00	.00	52,897.00	.00	100	40,470.00
Activity 990 - General	352,720.23	.00	.00	352,720.23	.00	100	.00
Location 108 - Hudson	\$534,905.52	\$0.00	\$4,479.00	\$530,426.52	\$0.00	100%	\$142,490.44

General Fund Expense Budget by Organization

Through 12/31/24
Prior Fiscal Year Activity Included
Summary Listing

Organization	Amended Budget	Current Month Transactions	YTD Encumbrances	YTD Transactions	Budget - YTD Transactions	% Rec'd	Prior Year YTD
Fund 10 - General Fund							
EXPENSE							
Function 5 - Capital							
Location 109 - Stony Creek							
Activity 537 - Ripslide	112,500.00	.00	122,800.00	119,000.00	(129,300.00)	215	.00
Activity 650 - Golf Course	714,521.79	.00	.00	634,521.79	80,000.00	89	57,856.00
Activity 990 - General	412,165.64	.00	.00	403,579.07	8,586.57	98	355,798.41
Location 109 - Stony Creek Totals	\$1,239,187.43	\$0.00	\$122,800.00	\$1,157,100.86	(\$40,713.43)	103%	\$413,654.41
Location 112 - Lake Erie							
Activity 650 - Golf Course	85,069.82	.00	.00	85,069.82	.00	100	23,935.50
Activity 880 - Interpretive Center/Mill	.00	.00	.00	.00	.00	+++	30,573.36
Activity 990 - General	284,372.68	.00	.00	284,372.68	.00	100	.00
Location 112 - Lake Erie Totals	\$369,442.50	\$0.00	\$0.00	\$369,442.50	\$0.00	100%	\$54,508.86
Location 113 - Wolcott							
Activity 630 - Activity Center Rental	.00	.00	.00	.00	.00	+++	42,218.00
Activity 990 - General	130,266.06	.00	.00	130,266.06	.00	100	23,290.29
Location 113 - Wolcott Totals	\$130,266.06	\$0.00	\$0.00	\$130,266.06	\$0.00	100%	\$65,508.29
Location 115 - Indian Springs							
Activity 650 - Golf Course	237,762.14	.00	134,516.86	101,120.28	2,125.00	99	506,124.00
Activity 990 - General	55,247.00	.00	.00	55,247.00	.00	100	.00
Location 115 - Indian Springs Totals	\$293,009.14	\$0.00	\$134,516.86	\$156,367.28	\$2,125.00	99%	\$506,124.00
Location 116 - Huron Meadows							
Activity 650 - Golf Course	163,599.05	.00	92,288.80	71,310.25	.00	100	35,060.17
Activity 990 - General	34,913.39	.00	.00	34,913.31	.08	100	57,057.28
Location 116 - Huron Meadows Totals	\$198,512.44	\$0.00	\$92,288.80	\$106,223.56	\$0.08	100%	\$92,117.45
Function 5 - Capital Totals	\$4,167,598.44	\$194,182.21	\$354,084.66	\$3,817,689.16	(\$4,175.38)	100%	\$3,737,634.83
Function 7 - Major Maintenance							
Location 100 - Administrative Office							
Activity 192 - Engineering	1,109.37	.00	.00	.00	1,109.37	0	.00
Location 100 - Administrative Office	\$1,109.37	\$0.00	\$0.00	\$0.00	\$1,109.37	0%	\$0.00
Location 102 - Lake St. Clair							
Activity 531 - Pool	24,050.00	.00	.00	24,050.00	.00	100	.00
Activity 535 - Sprayzone	16,739.00	.00	.00	16,739.00	.00	100	.00
Activity 540 - Dockage/Boat Storage	264,646.83	(647.41)	.00	263,765.20	881.63	100	3,546.52
Activity 655 - Par 3/Foot Golf	10,660.00	.00	.00	10,660.00	.00	100	.00
Activity 990 - General	511,009.13	5,955.51	254,265.28	9,209.13	247,534.72	52	365,696.74
Location 102 - Lake St. Clair Totals	\$827,104.96	\$5,308.10	\$254,265.28	\$324,423.33	\$248,416.35	70%	\$369,243.26

General Fund Expense Budget by Organization

Through 12/31/24
Prior Fiscal Year Activity Included
Summary Listing

Organization	Amended Budget	Current Month Transactions	YTD Encumbrances	YTD Transactions	Budget - YTD Transactions	% Rec'd	Prior Year YTD
Fund 10 - General Fund							
EXPENSE							
Function 7 - Major Maintenance							
Location 104 - Kensington							
Activity 535 - Sprayzone	39,894.00	.00	39,894.00	.00	.00	100	96,776.46
Activity 540 - Dockage/Boat Storage	73.05	.00	.00	73.05	.00	100	.00
Activity 650 - Golf Course	.00	4,300.59	.00	4,300.59	(4,300.59)	+++	31,644.00
Activity 660 - Disc/Adventure Golf	11,000.00	.00	.00	10,228.77	771.23	93	.00
Activity 710 - Administrative	13,174.00	.00	.00	13,173.27	.73	100	12,781.00
Activity 881 - Farm Learning Center	4,675.02	(10.97)	.00	4,664.05	10.97	100	.00
Activity 990 - General	470,723.69	40,133.63	56,543.62	85,532.52	328,647.55	30	95,000.92
Location 104 - Kensington Totals	\$539,539.76	\$44,423.25	\$96,437.62	\$117,972.25	\$325,129.89	40%	\$236,202.38
Location 106 - Lower Huron/Will/Oakwoods							
Activity 531 - Pool	15,000.00	.00	.00	9,600.00	5,400.00	64	.00
Activity 532 - Waterpark	302,757.99	8,193.81	168,418.80	138,474.63	(4,135.44)	101	41,050.64
Activity 590 - Tolling	.00	.00	.00	.00	.00	+++	74,109.69
Activity 990 - General	267,778.78	.00	.00	3,778.38	264,000.40	1	557,889.36
Location 106 - Lower	\$585,536.77	\$8,193.81	\$168,418.80	\$151,853.01	\$265,264.96	55%	\$673,049.69
Location 108 - Hudson Mills/Dexter/Delhi							
Activity 650 - Golf Course	13,000.00	.00	.00	13,000.00	.00	100	113,123.49
Activity 710 - Administrative	.00	.00	.00	.00	.00	+++	19,681.50
Activity 990 - General	160,000.00	.00	.00	.00	160,000.00	0	.00
Location 108 - Hudson	\$173,000.00	\$0.00	\$0.00	\$13,000.00	\$160,000.00	8%	\$132,804.99
Location 109 - Stony Creek							
Activity 538 - Beach	.00	.00	.00	.00	.00	+++	32,237.44
Activity 650 - Golf Course	29,086.54	5,074.52	15,250.00	12,893.74	942.80	97	44,889.27
Activity 990 - General	142,150.43	.00	54,244.18	24,242.02	63,664.23	55	71,287.40
Location 109 - Stony Creek Totals	\$171,236.97	\$5,074.52	\$69,494.18	\$37,135.76	\$64,607.03	62%	\$148,414.11
Location 112 - Lake Erie							
Activity 531 - Pool	.00	.00	.00	.00	.00	+++	157,718.67
Activity 540 - Dockage/Boat Storage	45,268.27	(1,667.92)	.00	43,936.73	1,331.54	97	2,201.54
Activity 650 - Golf Course	96,701.41	6,919.06	.00	96,701.41	.00	100	13,070.00
Activity 880 - Interpretive Center/Mill	11,898.15	.00	.00	11,898.15	.00	100	683.98
Activity 990 - General	928,177.60	(1,115.60)	.00	337,048.00	591,129.60	36	131,779.92
Location 112 - Lake Erie Totals	\$1,082,045.43	\$4,135.54	\$0.00	\$489,584.29	\$592,461.14	45%	\$305,454.11
Location 113 - Wolcott							
Activity 990 - General	50,000.00	.00	.00	.00	50,000.00	0	.00
Location 113 - Wolcott Totals	\$50,000.00	\$0.00	\$0.00	\$0.00	\$50,000.00	0%	\$0.00

General Fund Expense Budget by Organization

Through 12/31/24
Prior Fiscal Year Activity Included
Summary Listing

Organization	Amended Budget	Current Month Transactions	YTD Encumbrances	YTD Transactions	Budget - YTD Transactions	% Rec'd	Prior Year YTD
Fund 10 - General Fund							
EXPENSE							
Function 7 - Major Maintenance							
Location 115 - Indian Springs							
Activity 650 - Golf Course	.00	.00	.00	.00	.00	+++	115,536.66
Activity 990 - General	260,000.00	.00	.00	.00	260,000.00	0	.00
Location 115 - Indian Springs Totals	\$260,000.00	\$0.00	\$0.00	\$0.00	\$260,000.00	0%	\$115,536.66
Location 116 - Huron Meadows							
Activity 650 - Golf Course	20,030.00	.00	.00	20,029.55	.45	100	90,051.45
Activity 990 - General	150,000.00	.00	.00	.00	150,000.00	0	.00
Location 116 - Huron Meadows Totals	\$170,030.00	\$0.00	\$0.00	\$20,029.55	\$150,000.45	12%	\$90,051.45
Function 7 - Major Maintenance Totals	\$3,859,603.26	\$67,135.22	\$588,615.88	\$1,153,998.19	\$2,116,989.19	45%	\$2,070,756.65
Function 8 - Operations							
Location 100 - Administrative Office							
Activity 380 - Outside Lease/Rent	36,050.00	.00	.00	35,915.39	134.61	100	35,097.27
Activity 590 - Tolling	31,700.00	5,430.18	.00	27,733.94	3,966.06	87	33,950.59
Activity 710 - Administrative	25,150.00	.00	.00	.00	25,150.00	0	.00
Activity 730 - Police	.00	.00	.00	.00	.00	+++	(7.46)
Location 100 - Administrative Office	\$92,900.00	\$5,430.18	\$0.00	\$63,649.33	\$29,250.67	69%	\$69,040.40
Location 102 - Lake St. Clair							
Activity 180 - Natural Resources	109,780.55	(3,084.01)	.00	76,887.97	32,892.58	70	52,418.19
Activity 531 - Pool	355,080.71	2,022.34	.00	340,759.31	14,321.40	96	302,379.77
Activity 535 - Sprayzone	10,404.06	(472.68)	.00	6,680.73	3,723.33	64	8,225.31
Activity 538 - Beach	16,680.80	(1,353.13)	.00	13,291.73	3,389.07	80	19,620.26
Activity 540 - Dockage/Boat Storage	105,727.30	2,138.08	.00	84,864.30	20,863.00	80	82,723.31
Activity 565 - Plaza Concession	7,944.91	76.44	.00	7,755.82	189.09	98	3,733.92
Activity 590 - Tolling	156,672.90	7,223.65	.00	147,536.46	9,136.44	94	152,632.97
Activity 630 - Activity Center Rental	61,991.17	1,957.60	.00	51,442.10	10,549.07	83	38,115.73
Activity 640 - Shelter Reservations	1,082.00	.00	.00	81.05	1,000.95	7	.00
Activity 655 - Par 3/Foot Golf	131,951.29	(2,520.77)	.00	109,948.68	22,002.61	83	119,379.41
Activity 660 - Disc/Adventure Golf	22,255.61	446.63	.00	20,063.15	2,192.46	90	19,448.21
Activity 670 - Trackless Train	41,618.62	164.57	.00	35,449.25	6,169.37	85	38,586.71
Activity 700 - Special Events	81,727.47	(341.07)	.00	68,811.64	12,915.83	84	64,265.26
Activity 710 - Administrative	871,827.16	48,831.59	.00	797,742.27	74,084.89	92	714,012.17
Activity 730 - Police	970,048.01	81,536.29	2,500.00	947,127.79	20,420.22	98	729,711.06
Activity 870 - Wildlife Management	18,200.00	.00	.00	15,678.00	2,522.00	86	16,778.00
Activity 880 - Interpretive Center/Mill	367,456.36	28,894.55	.00	349,968.55	17,487.81	95	318,048.84
Activity 990 - General	2,055,728.23	170,098.39	.00	1,942,798.43	112,929.80	95	1,872,485.22

General Fund Expense Budget by Organization

Through 12/31/24
 Prior Fiscal Year Activity Included
 Summary Listing

Organization	Amended Budget	Current Month Transactions	YTD Encumbrances	YTD Transactions	Budget - YTD Transactions	% Rec'd	Prior Year YTD
Fund 10 - General Fund							
EXPENSE							
Function 8 - Operations							
Location 102 - Lake St. Clair							
Activity 991 - Joint Government Maint	73,709.00	(3,438.78)	.00	63,319.61	10,389.39	86	58,224.15
Location 102 - Lake St. Clair Totals	\$5,459,886.15	\$332,179.69	\$2,500.00	\$5,080,206.84	\$377,179.31	93%	\$4,610,788.49
Location 104 - Kensington							
Activity 180 - Natural Resources	236,827.07	40,647.32	.00	236,714.11	112.96	100	202,164.73
Activity 535 - Sprayzone	225,958.24	4,582.97	.00	225,229.83	728.41	100	181,093.84
Activity 538 - Beach	211,756.94	(1,277.47)	.00	211,173.14	583.80	100	217,033.97
Activity 540 - Dockage/Boat Storage	2,777.98	(421.43)	.00	2,335.65	442.33	84	1,617.23
Activity 550 - Boat Rental	168,255.65	3,320.19	.00	167,075.35	1,180.30	99	134,830.04
Activity 560 - Excursion Boat	44,943.14	948.51	.00	44,593.35	349.79	99	31,960.33
Activity 580 - Cross Country Skiing	10,426.89	275.40	.00	10,274.71	152.18	99	15,130.77
Activity 590 - Tolling	382,978.02	28,882.11	.00	382,313.01	665.01	100	368,943.31
Activity 615 - Group Camping	587.00	.00	.00	586.12	.88	100	637.86
Activity 635 - Mobile Stage	.00	.00	.00	.00	.00	+++	242.43
Activity 650 - Golf Course	937,998.41	7,006.67	.00	936,246.28	1,752.13	100	824,783.37
Activity 660 - Disc/Adventure Golf	102,600.80	2,531.59	.00	101,310.91	1,289.89	99	88,061.29
Activity 700 - Special Events	83,206.47	(349.05)	.00	82,010.41	1,196.06	99	75,467.93
Activity 710 - Administrative	1,055,066.31	69,669.05	1,519.95	1,052,232.34	1,314.02	100	941,689.79
Activity 730 - Police	1,412,819.71	221,263.55	6,358.37	1,404,912.17	1,549.17	100	1,179,243.32
Activity 870 - Wildlife Management	15,132.71	670.71	.00	15,125.71	7.00	100	44,280.26
Activity 880 - Interpretive Center/Mill	399,673.73	37,177.29	.00	397,272.80	2,400.93	99	387,850.85
Activity 881 - Farm Learning Center	1,001,824.13	85,085.58	.00	997,541.25	4,282.88	100	866,658.05
Activity 882 - Mobile Learning Center	158,694.11	10,401.54	.00	157,821.51	872.60	99	189,716.85
Activity 990 - General	2,549,427.03	220,371.62	7,099.74	2,541,064.35	1,262.94	100	2,469,514.54
Activity 991 - Joint Government Maint	7,597.22	2,333.31	.00	6,946.79	650.43	91	3,811.52
Location 104 - Kensington Totals	\$9,008,551.56	\$733,119.46	\$14,978.06	\$8,972,779.79	\$20,793.71	100%	\$8,224,732.28
Location 106 - Lower Huron/Will/Oakwoods							
Activity 180 - Natural Resources	205,031.57	(1,952.36)	.00	200,724.86	4,306.71	98	149,402.46
Activity 531 - Pool	360,632.60	621.63	5,537.00	342,705.14	12,390.46	97	316,799.05
Activity 532 - Waterpark	1,088,770.45	5,061.72	.00	1,065,640.77	23,129.68	98	873,755.75
Activity 550 - Boat Rental	7,655.24	349.02	.00	7,654.73	.51	100	4,689.74
Activity 590 - Tolling	297,175.15	18,438.15	.00	295,095.40	2,079.75	99	284,578.93
Activity 610 - Family Camping	5,266.59	52.91	.00	5,176.54	90.05	98	7,254.68
Activity 615 - Group Camping	1,144.00	820.00	.00	1,144.00	.00	100	1,174.00
Activity 650 - Golf Course	830,535.18	13,189.77	1,475.63	813,741.12	15,318.43	98	730,457.84

General Fund Expense Budget by Organization

Through 12/31/24
 Prior Fiscal Year Activity Included
 Summary Listing

Organization	Amended Budget	Current Month Transactions	YTD Encumbrances	YTD Transactions	Budget - YTD Transactions	% Rec'd	Prior Year YTD
Fund 10 - General Fund							
EXPENSE							
Function 8 - Operations							
Location 106 - Lower Huron/Will/Oakwoods							
Activity 660 - Disc/Adventure Golf	2,500.00	268.36	2,000.05	294.36	205.59	92	55.18
Activity 700 - Special Events	62,448.00	35.95	.00	54,713.43	7,734.57	88	52,548.32
Activity 710 - Administrative	855,069.28	41,181.23	.00	840,086.60	14,982.68	98	813,753.82
Activity 730 - Police	1,152,170.73	85,689.71	.00	1,141,371.03	10,799.70	99	948,129.89
Activity 870 - Wildlife Management	1,365.89	(29.27)	.00	565.89	800.00	41	16,575.85
Activity 880 - Interpretive Center/Mill	370,945.18	25,117.77	.00	356,067.97	14,877.21	96	298,816.79
Activity 882 - Mobile Learning Center	311,449.33	24,294.97	.00	287,354.54	24,094.79	92	177,887.37
Activity 884 - Community Outreach	409,010.15	50,599.75	.00	398,404.17	10,605.98	97	270,819.53
Activity 990 - General	2,422,474.63	190,838.58	4,096.83	2,354,377.97	63,999.83	97	2,249,002.92
Location 106 - Lower	\$8,383,643.97	\$454,577.89	\$13,109.51	\$8,165,118.52	\$205,415.94	98%	\$7,195,702.12
Location 108 - Hudson Mills/Dexter/Delhi							
Activity 180 - Natural Resources	77,770.21	638.22	.00	66,357.07	11,413.14	85	106,356.72
Activity 537 - Ripslide	.00	.00	.00	.00	.00	+++	48.99
Activity 550 - Boat Rental	8,085.00	.00	.00	8,073.03	11.97	100	2,401.18
Activity 580 - Cross Country Skiing	689.07	126.60	.00	602.76	86.31	87	933.39
Activity 590 - Tolling	109,171.19	8,136.12	.00	108,331.68	839.51	99	92,799.22
Activity 615 - Group Camping	654.00	.00	.00	653.12	.88	100	596.92
Activity 650 - Golf Course	744,065.76	15,875.71	.00	718,708.17	25,357.59	97	649,122.67
Activity 660 - Disc/Adventure Golf	7,800.00	230.10	.00	4,922.32	2,877.68	63	8,914.85
Activity 700 - Special Events	39,679.76	3,421.96	.00	30,356.89	9,322.87	77	31,567.04
Activity 710 - Administrative	581,074.49	36,948.79	.00	560,088.56	20,985.93	96	551,656.72
Activity 730 - Police	710,034.64	67,407.53	.00	691,413.74	18,620.90	97	631,118.64
Activity 870 - Wildlife Management	1,676.00	1,172.28	.00	1,672.28	3.72	100	9,003.59
Activity 880 - Interpretive Center/Mill	131,758.21	13,068.11	.00	109,978.68	21,779.53	83	132,326.41
Activity 990 - General	863,163.73	55,860.82	.00	824,039.87	39,123.86	95	752,906.32
Activity 991 - Joint Government Maint	20,918.00	80.46	.00	20,292.35	625.65	97	13,284.33
Location 108 - Hudson	\$3,296,540.06	\$202,966.70	\$0.00	\$3,145,490.52	\$151,049.54	95%	\$2,983,036.99
Location 109 - Stony Creek							
Activity 180 - Natural Resources	144,697.40	293.65	.00	144,697.40	.00	100	107,205.45
Activity 537 - Ripslide	20,999.91	551.10	.00	20,319.25	680.66	97	41,475.40
Activity 538 - Beach	343,138.13	4,611.79	.00	341,468.38	1,669.75	100	358,316.91
Activity 540 - Dockage/Boat Storage	6,886.03	(28.60)	.00	5,345.90	1,540.13	78	21,963.61
Activity 550 - Boat Rental	144,109.36	2,059.77	.00	143,321.50	787.86	99	97,090.09
Activity 580 - Cross Country Skiing	4,811.97	(52.10)	.00	2,198.02	2,613.95	46	2,651.43

General Fund Expense Budget by Organization

Through 12/31/24
Prior Fiscal Year Activity Included
Summary Listing

Organization	Amended Budget	Current Month Transactions	YTD Encumbrances	YTD Transactions	Budget - YTD Transactions	% Rec'd	Prior Year YTD
Fund 10 - General Fund							
EXPENSE							
Function 8 - Operations							
Location 109 - Stony Creek							
Activity 590 - Tolling	162,302.05	11,622.22	.00	162,290.63	11.42	100	165,458.99
Activity 610 - Family Camping	25,091.68	39.59	.00	24,081.91	1,009.77	96	18,390.79
Activity 635 - Mobile Stage	.00	.00	.00	.00	.00	+++	1,921.75
Activity 650 - Golf Course	1,106,213.32	38,344.78	.00	1,106,164.63	48.69	100	992,898.00
Activity 660 - Disc/Adventure Golf	23,426.35	242.45	.00	19,928.00	3,498.35	85	20,064.95
Activity 700 - Special Events	101,165.53	(438.53)	.00	99,357.49	1,808.04	98	92,570.88
Activity 710 - Administrative	944,404.56	63,508.28	.00	942,052.80	2,351.76	100	839,528.98
Activity 730 - Police	1,072,443.61	73,833.44	2,500.00	1,067,408.34	2,535.27	100	775,616.05
Activity 870 - Wildlife Management	13,162.87	(29.27)	.00	13,156.87	6.00	100	26,876.94
Activity 880 - Interpretive Center/Mill	404,760.23	34,472.41	.00	386,722.02	18,038.21	96	347,053.13
Activity 882 - Mobile Learning Center	174,445.95	13,295.67	.00	167,205.39	7,240.56	96	184,009.03
Activity 990 - General	1,912,740.69	127,667.98	.00	1,889,514.20	23,226.49	99	1,739,804.10
Activity 991 - Joint Government Maint	10,575.59	13.76	.00	5,733.59	4,842.00	54	2,786.88
Location 109 - Stony Creek Totals	\$6,615,375.23	\$370,008.39	\$2,500.00	\$6,540,966.32	\$71,908.91	99%	\$5,835,683.36
Location 112 - Lake Erie							
Activity 180 - Natural Resources	76,385.96	(269.81)	.00	64,417.71	11,968.25	84	82,879.32
Activity 531 - Pool	35,085.24	(3,465.28)	.00	29,785.40	5,299.84	85	46,734.51
Activity 540 - Dockage/Boat Storage	105,123.87	3,669.24	.00	98,803.20	6,320.67	94	91,513.86
Activity 590 - Tolling	94,910.99	8,162.61	.00	93,621.26	1,289.73	99	81,270.16
Activity 640 - Shelter Reservations	4,900.00	.00	.00	4,900.00	.00	100	5,897.00
Activity 650 - Golf Course	954,177.44	29,563.54	.00	923,158.96	31,018.48	97	798,987.68
Activity 700 - Special Events	45,550.00	178.75	.00	41,215.67	4,334.33	90	42,006.20
Activity 710 - Administrative	702,086.47	46,031.91	.00	647,401.99	54,684.48	92	602,063.53
Activity 730 - Police	710,284.95	68,295.51	.00	674,967.82	35,317.13	95	616,304.30
Activity 870 - Wildlife Management	6,370.00	(32.01)	.00	1,998.63	4,371.37	31	6,298.09
Activity 880 - Interpretive Center/Mill	321,897.37	24,908.35	.00	280,414.73	41,482.64	87	290,629.03
Activity 990 - General	1,224,237.01	103,984.08	.00	1,133,386.09	90,850.92	93	1,103,860.64
Location 112 - Lake Erie Totals	\$4,281,009.30	\$281,026.89	\$0.00	\$3,994,071.46	\$286,937.84	93%	\$3,768,444.32
Location 113 - Wolcott							
Activity 180 - Natural Resources	53,944.09	7,076.25	.00	48,659.61	5,284.48	90	39,404.75
Activity 590 - Tolling	9,045.00	1,857.20	.00	6,070.09	2,974.91	67	7,291.43
Activity 615 - Group Camping	6,390.44	469.98	.00	6,059.37	331.07	95	6,084.69
Activity 630 - Activity Center Rental	27,506.72	330.54	.00	19,030.76	8,475.96	69	21,151.68
Activity 650 - Golf Course	100.00	100.00	.00	100.00	.00	100	.00

General Fund Expense Budget by Organization

Through 12/31/24
Prior Fiscal Year Activity Included
Summary Listing

Organization	Amended Budget	Current Month Transactions	YTD Encumbrances	YTD Transactions	Budget - YTD Transactions	% Rec'd	Prior Year YTD
Fund 10 - General Fund							
EXPENSE							
Function 8 - Operations							
Location 113 - Wolcott							
Activity 700 - Special Events	10,385.00	.00	.00	5,194.79	5,190.21	50	.00
Activity 710 - Administrative	49,523.51	1,108.85	.00	38,226.47	11,297.04	77	31,972.93
Activity 730 - Police	42,239.23	(2,841.62)	.00	32,539.36	9,699.87	77	83,647.43
Activity 880 - Interpretive Center/Mill	66,463.58	2,618.85	.00	47,684.27	18,779.31	72	71,280.63
Activity 881 - Farm Learning Center	1,073,973.11	117,953.07	5,479.00	990,746.31	77,747.80	93	888,831.39
Activity 990 - General	311,477.98	28,956.58	.00	304,575.07	6,902.91	98	260,624.70
Location 113 - Wolcott Totals	\$1,651,048.66	\$157,629.70	\$5,479.00	\$1,498,886.10	\$146,683.56	91%	\$1,410,289.63
Location 115 - Indian Springs							
Activity 180 - Natural Resources	142,188.94	45,892.88	.00	142,188.94	.00	100	99,459.74
Activity 535 - Sprayzone	6,058.00	129.95	.00	6,035.33	22.67	100	7,474.09
Activity 580 - Cross Country Skiing	.00	.00	.00	.00	.00	+++	471.32
Activity 590 - Tolling	65,281.81	5,080.20	.00	65,278.45	3.36	100	68,213.24
Activity 630 - Activity Center Rental	24,376.19	125.08	.00	24,022.00	354.19	99	24,272.35
Activity 650 - Golf Course	935,661.13	15,425.28	.00	930,443.40	5,217.73	99	881,840.30
Activity 700 - Special Events	10,753.59	.00	.00	10,752.64	.95	100	9,324.29
Activity 710 - Administrative	299,031.78	28,071.80	.00	297,407.05	1,624.73	99	243,381.82
Activity 730 - Police	48,252.83	(3,086.93)	.00	42,418.57	5,834.26	88	36,084.32
Activity 870 - Wildlife Management	1,118.22	(36.23)	.00	1,072.81	45.41	96	13,927.88
Activity 883 - Environmental Disc	485,240.81	35,740.61	.00	464,288.40	20,952.41	96	427,825.50
Activity 990 - General	359,574.68	43,868.43	.00	349,540.75	10,033.93	97	315,053.89
Location 115 - Indian Springs Totals	\$2,377,537.98	\$171,211.07	\$0.00	\$2,333,448.34	\$44,089.64	98%	\$2,127,328.74
Location 116 - Huron Meadows							
Activity 180 - Natural Resources	55,513.30	(406.07)	.00	54,128.49	1,384.81	98	55,801.79
Activity 580 - Cross Country Skiing	48,739.89	17,719.12	.00	48,617.33	122.56	100	57,173.98
Activity 590 - Tolling	334.00	.31	.00	331.36	2.64	99	373.55
Activity 650 - Golf Course	830,775.60	9,393.69	.00	809,112.75	21,662.85	97	771,147.76
Activity 700 - Special Events	6,740.00	.00	.00	4,130.97	2,609.03	61	2,934.87
Activity 710 - Administrative	72,047.56	(1,994.17)	.00	67,624.94	4,422.62	94	70,181.65
Activity 730 - Police	106,282.10	3,861.72	.00	71,300.57	34,981.53	67	64,334.52
Activity 870 - Wildlife Management	500.00	.00	.00	.00	500.00	0	300.00
Activity 990 - General	284,091.65	11,100.33	.00	271,357.03	12,734.62	96	263,140.44
Location 116 - Huron Meadows Totals	\$1,405,024.10	\$39,674.93	\$0.00	\$1,326,603.44	\$78,420.66	94%	\$1,285,388.56
Function 8 - Operations Totals	\$42,571,517.01	\$2,747,824.90	\$38,566.57	\$41,121,220.66	\$1,411,729.78	97%	\$37,510,434.89

General Fund Expense Budget by Organization

Through 12/31/24
Prior Fiscal Year Activity Included
Summary Listing

Organization	Amended Budget	Current Month Transactions	YTD Encumbrances	YTD Transactions	Budget - YTD Transactions	% Rec'd	Prior Year YTD
Fund 10 - General Fund							
EXPENSE							
Function 9 - Administration							
Location 100 - Administrative Office							
Activity 100 - Director/Deputy Dir Dept	1,018,631.74	48,109.65	20,090.00	898,334.58	100,207.16	90	986,125.18
Activity 102 - Diversity, Equity &	641,057.30	45,844.53	50,001.02	492,581.40	98,474.88	85	490,378.70
Activity 110 - Finance Department	1,118,542.99	90,483.35	.00	1,063,569.60	54,973.39	95	1,006,068.32
Activity 120 - Human Resource	848,942.25	56,989.88	.00	691,173.37	157,768.88	81	635,372.44
Activity 130 -	2,165,667.89	158,172.27	79,116.00	1,890,248.47	196,303.42	91	1,535,090.79
Activity 138 - Web Design Department	284.95	.00	.00	284.95	.00	100	20.00
Activity 140 - Information Technology	2,165,111.17	172,256.83	96,565.30	1,784,306.47	284,239.40	87	1,519,282.93
Activity 150 - Purchasing Department	291,906.19	10,792.63	.00	220,781.80	71,124.39	76	233,174.74
Activity 180 - Natural Resources	956,617.01	88,632.95	9,530.00	718,862.91	228,224.10	76	665,202.14
Activity 190 - Planning	1,037,015.65	87,769.29	37,691.48	878,072.14	121,252.03	88	666,572.15
Activity 192 - Engineering	1,635,706.69	116,018.79	157,284.65	1,000,653.48	477,768.56	71	898,062.63
Activity 700 - Special Events	41,545.61	.00	.00	20,950.66	20,594.95	50	25,359.70
Activity 710 - Administrative	876,047.47	58,480.52	66,622.00	736,782.42	72,643.05	92	825,136.45
Activity 730 - Police	757,152.41	58,654.76	.00	669,823.00	87,329.41	88	687,789.43
Activity 880 - Interpretive Center/Mill	312,231.25	19,130.37	.00	243,463.59	68,767.66	78	227,199.89
Activity 991 - Joint Government Maint	476,386.19	1,195.00	5,725.00	84,878.75	385,782.44	19	4,521,832.80
Location 100 - Administrative Office	<u>\$14,342,846.76</u>	<u>\$1,012,530.82</u>	<u>\$522,625.45</u>	<u>\$11,394,767.59</u>	<u>\$2,425,453.72</u>	<u>83%</u>	<u>\$14,922,668.29</u>
Function 9 - Administration Totals	<u>\$14,342,846.76</u>	<u>\$1,012,530.82</u>	<u>\$522,625.45</u>	<u>\$11,394,767.59</u>	<u>\$2,425,453.72</u>	<u>83%</u>	<u>\$14,922,668.29</u>
EXPENSE TOTALS	<u>\$76,355,527.22</u>	<u>\$4,176,859.45</u>	<u>\$1,503,892.56</u>	<u>\$68,901,637.35</u>	<u>\$5,949,997.31</u>	<u>92%</u>	<u>\$64,456,871.97</u>
Fund 10 - General Fund Totals	<u>\$76,355,527.22</u>	<u>\$4,176,859.45</u>	<u>\$1,503,892.56</u>	<u>\$68,901,637.35</u>	<u>\$5,949,997.31</u>		<u>\$64,456,871.97</u>
Grand Totals	<u>\$76,355,527.22</u>	<u>\$4,176,859.45</u>	<u>\$1,503,892.56</u>	<u>\$68,901,637.35</u>	<u>\$5,949,997.31</u>		<u>\$64,456,871.97</u>

Suppl Maj Mnt Fund Balance Sheet

Through 12/31/24
Summary Listing

Classification	Current YTD Balance	Prior Year YTD Total	Net Change	Change %
Fund Category Governmental Funds				
Fund Type Special Revenue Funds				
Fund 20 - Supplemental Maj Mnt Fund				
ASSETS				
<i>ASSETS</i>				
<i>INVESTMENTS</i>				
Comerica Restricted Funds	5,691,285.19	5,411,899.36	279,385.83	5.16
<i>INVESTMENTS Totals</i>	\$5,691,285.19	\$5,411,899.36	\$279,385.83	5.16%
<i>ASSETS Totals</i>	\$5,691,285.19	\$5,411,899.36	\$279,385.83	5.16%
ASSETS TOTALS	\$5,691,285.19	\$5,411,899.36	\$279,385.83	5.16%
LIABILITIES AND FUND EQUITY				
LIABILITIES				
<i>LIABILITIES</i>				
<i>CURRENT LIABILITIES</i>				
Contract Retainage Payabl	(.01)	(.01)	.00	.00
<i>CURRENT LIABILITIES Totals</i>	(\$0.01)	(\$0.01)	\$0.00	0.00%
<i>LIABILITIES Totals</i>	(\$0.01)	(\$0.01)	\$0.00	0.00%
LIABILITIES TOTALS	(\$0.01)	(\$0.01)	\$0.00	0.00%
FUND EQUITY				
<i>FUND BALANCE</i>				
<i>UNASSIGNED FUND BALANCE</i>				
Reserve Future Contingen.	5,411,899.37	5,411,899.37	.00	.00
<i>UNASSIGNED FUND BALANCE Totals</i>	\$5,411,899.37	\$5,411,899.37	\$0.00	0.00%
<i>FUND BALANCE Totals</i>	\$5,411,899.37	\$5,411,899.37	\$0.00	0.00%
FUND EQUITY TOTALS Prior to Current Year Changes	\$5,411,899.37	\$5,411,899.37	\$0.00	0.00%
Prior Year Fund Equity Adjustment	.00			
Fund Revenues	(279,385.83)			
Fund Expenses	.00			
FUND EQUITY TOTALS	\$5,691,285.20	\$5,411,899.37	\$279,385.83	5.16%
LIABILITIES AND FUND EQUITY	\$5,691,285.19	\$5,411,899.36	\$279,385.83	5.16%
Fund 20 - Supplemental Maj Mnt Fund Totals	\$0.00	\$0.00	\$0.00	+++
Fund Type Special Revenue Funds Totals	\$0.00	\$0.00	\$0.00	+++
Fund Category Governmental Funds Totals	\$0.00	\$0.00	\$0.00	+++
Grand Totals	\$0.00	\$0.00	\$0.00	+++

Supplemental Maj Mnt Fund Revenue Budget Performance

Fiscal Year to Date 12/31/24

Include Rollup Account and Rollup to Account

Account	Account Description	Amended Budget	Current Month Transactions	YTD Encumbrances	YTD Transactions	Budget - YTD Transactions	% Rec'd	Prior Year YTD
Fund 20 - Supplemental Maj Mnt Fund								
Function 9 - Administration								
REVENUE								
<i>Revenue</i>								
4500	Interest Income	.00	20,937.73	.00	279,385.83	(279,385.83)	+++	249,153.34
	<i>Revenue Totals</i>	\$0.00	\$20,937.73	\$0.00	\$279,385.83	(\$279,385.83)	+++	\$249,153.34
	REVENUE TOTALS	\$0.00	\$20,937.73	\$0.00	\$279,385.83	(\$279,385.83)	+++	\$249,153.34
	Function 9 - Administration Totals	\$0.00	\$20,937.73	\$0.00	\$279,385.83	(\$279,385.83)	+++	\$249,153.34
	Fund 20 - Supplemental Maj Mnt Fund Totals	\$0.00	\$20,937.73	\$0.00	\$279,385.83	(\$279,385.83)		\$249,153.34
	Grand Totals	\$0.00	\$20,937.73	\$0.00	\$279,385.83	(\$279,385.83)		\$249,153.34

Supplemental Maj Mnt Fund Revenue Budget by Organization

Through 12/31/24
 Prior Fiscal Year Activity Included
 Summary Listing

Organization	Amended Budget	Current Month Transactions	YTD Encumbrances	YTD Transactions	Budget - YTD Transactions	% Rec'd	Prior Year YTD
Fund 20 - Supplemental Maj Mnt Fund							
REVENUE							
Function 9 - Administration							
Location 100 - Administrative Office							
Activity 990 - General							
Category 70 - Other	.00	20,937.73	.00	279,385.83	(279,385.83)	+++	249,153.34
Activity 990 - General Totals	\$0.00	\$20,937.73	\$0.00	\$279,385.83	(\$279,385.83)	+++	\$249,153.34
Location 100 - Administrative Office	\$0.00	\$20,937.73	\$0.00	\$279,385.83	(\$279,385.83)	+++	\$249,153.34
Function 9 - Administration Totals	\$0.00	\$20,937.73	\$0.00	\$279,385.83	(\$279,385.83)	+++	\$249,153.34
REVENUE TOTALS	\$0.00	\$20,937.73	\$0.00	\$279,385.83	(\$279,385.83)	+++	\$249,153.34
Fund 20 - Supplemental Maj Mnt Fund Totals	\$0.00	\$20,937.73	\$0.00	\$279,385.83	(\$279,385.83)		\$249,153.34
Grand Totals	\$0.00	\$20,937.73	\$0.00	\$279,385.83	(\$279,385.83)		\$249,153.34

Capital Project Fund Balance Sheet

Through 12/31/24
Summary Listing

Classification	Current YTD Balance	Prior Year YTD Total	Net Change	Change %
Fund Category Governmental Funds				
Fund Type Capital Projects Funds				
Fund 80 - Capital Projects Fund				
ASSETS				
ASSETS				
INVESTMENTS				
Flagstar Bank/C.D.	532,934.70	532,934.70	.00	.00
Public Service Credit Union	2,771,397.18	2,625,777.09	145,620.09	5.55
CIBC Bank/C.D.	2,205,243.91	2,091,777.05	113,466.86	5.42
Comerica Bank Govt Fund	21,208,545.28	9,586,008.70	11,622,536.58	121.24
INVESTMENTS Totals	\$26,718,121.07	\$14,836,497.54	\$11,881,623.53	80.08%
OTHER ASSETS				
Accounts Receivable-Other	65,426.18	46,593.54	18,832.64	40.42
Due From Other Funds	174,363.92	71,684.12	102,679.80	143.24
Due From Grants	.00	568,227.00	(568,227.00)	(100.00)
OTHER ASSETS Totals	\$239,790.10	\$686,504.66	(\$446,714.56)	(65.07%)
ASSETS Totals	\$26,957,911.17	\$15,523,002.20	\$11,434,908.97	73.66%
ASSETS TOTALS	\$26,957,911.17	\$15,523,002.20	\$11,434,908.97	73.66%
LIABILITIES AND FUND EQUITY				
LIABILITIES				
LIABILITIES				
CURRENT LIABILITIES				
Vouchers Payable	216,605.00	116,729.11	99,875.89	85.56
Due To	539,466.14	572,569.58	(33,103.44)	(5.78)
Contract Retainage Payabl	38,700.60	63,935.11	(25,234.51)	(39.47)
Deferred Revenue	.00	568,227.00	(568,227.00)	(100.00)
CURRENT LIABILITIES Totals	\$794,771.74	\$1,321,460.80	(\$526,689.06)	(39.86%)
LIABILITIES Totals	\$794,771.74	\$1,321,460.80	(\$526,689.06)	(39.86%)
LIABILITIES TOTALS	\$794,771.74	\$1,321,460.80	(\$526,689.06)	(39.86%)
FUND EQUITY				
FUND BALANCE				
ASSIGNED FUND BALANCE				
Planned Use of Fund Balance	9,111,955.79	9,111,955.79	.00	.00
ASSIGNED FUND BALANCE Totals	\$9,111,955.79	\$9,111,955.79	\$0.00	0.00%
UNASSIGNED FUND BALANCE				
Reserve Future Contingen.	(9,111,955.79)	(9,111,955.79)	.00	.00
UNASSIGNED FUND BALANCE Totals	(\$9,111,955.79)	(\$9,111,955.79)	\$0.00	0.00%
FUND BALANCE Totals	\$0.00	\$0.00	\$0.00	+++
FUND EQUITY TOTALS Prior to Current Year Changes	\$0.00	\$0.00	\$0.00	+++

Capital Project Fund Balance Sheet

Through 12/31/24
Summary Listing

Classification	Current YTD Balance	Prior Year YTD Total	Net Change	Change %
Fund Category Governmental Funds				
Fund Type Capital Projects Funds				
Prior Year Fund Equity Adjustment	(14,201,541.40)			
Fund Revenues	(16,604,386.58)			
Fund Expenses	4,642,788.55			
FUND EQUITY TOTALS	\$26,163,139.43	\$0.00	\$26,163,139.43	+++
LIABILITIES AND FUND EQUITY	\$26,957,911.17	\$1,321,460.80	\$25,636,450.37	1,940.01%
Fund 80 - Capital Projects Fund Totals	\$0.00	\$14,201,541.40	(\$14,201,541.40)	(100.00%)
Fund Type Capital Projects Funds Totals	\$0.00	\$14,201,541.40	(\$14,201,541.40)	(100.00%)
Fund Category Governmental Funds Totals	\$0.00	\$14,201,541.40	(\$14,201,541.40)	(100.00%)
Grand Totals	\$0.00	\$14,201,541.40	(\$14,201,541.40)	(100.00%)

Capital Project Revenue Budget Performance

Fiscal Year to Date 12/31/24

Include Rollup Account and Rollup to Account

Account	Account Description	Amended Budget	Current Month Transactions	YTD Encumbrances	YTD Transactions	Budget - YTD Transactions	% Rec'd	Prior Year YTD
Fund 80 - Capital Projects Fund								
Function 2 - Transfer								
REVENUE								
<i>Revenue</i>								
6000	Transfer In - General Fund							
6000.10	Transfer In - General Fund	11,413,961.75	155,186.30	.00	11,413,961.75	.00	100	6,215,377.31
	6000 - Transfer In - General Fund	\$11,413,961.75	\$155,186.30	\$0.00	\$11,413,961.75	\$0.00	100%	\$6,215,377.31
	<i>Revenue Totals</i>	\$11,413,961.75	\$155,186.30	\$0.00	\$11,413,961.75	\$0.00	100%	\$6,215,377.31
	REVENUE TOTALS	\$11,413,961.75	\$155,186.30	\$0.00	\$11,413,961.75	\$0.00	100%	\$6,215,377.31
	Function 2 - Transfer Totals	\$11,413,961.75	\$155,186.30	\$0.00	\$11,413,961.75	\$0.00	100%	\$6,215,377.31
Function 9 - Administration								
REVENUE								
<i>Revenue</i>								
4400	Grant Revenue	12,269,728.07	19,177.62	.00	3,554,907.90	8,714,820.17	29	2,056,738.22
4450	Donations	.00	.00	.00	500,000.00	(500,000.00)	+++	.00
4460	Foundation Support	104.08	.00	.00	.00	104.08	0	475,205.92
4500	Interest Income	.00	341,171.94	.00	1,135,516.93	(1,135,516.93)	+++	621,323.34
	<i>Revenue Totals</i>	\$12,269,832.15	\$360,349.56	\$0.00	\$5,190,424.83	\$7,079,407.32	42%	\$3,153,267.48
	REVENUE TOTALS	\$12,269,832.15	\$360,349.56	\$0.00	\$5,190,424.83	\$7,079,407.32	42%	\$3,153,267.48
	Function 9 - Administration Totals	\$12,269,832.15	\$360,349.56	\$0.00	\$5,190,424.83	\$7,079,407.32	42%	\$3,153,267.48
	Fund 80 - Capital Projects Fund Totals	\$23,683,793.90	\$515,535.86	\$0.00	\$16,604,386.58	\$7,079,407.32		\$9,368,644.79
	Grand Totals	\$23,683,793.90	\$515,535.86	\$0.00	\$16,604,386.58	\$7,079,407.32		\$9,368,644.79

Capital Project Revenue Budget by Organization

Through 12/31/24
 Prior Fiscal Year Activity Included
 Summary Listing

Organization	Amended Budget	Current Month Transactions	YTD Encumbrances	YTD Transactions	Budget - YTD Transactions	% Rec'd	Prior Year Total
Fund 80 - Capital Projects Fund							
REVENUE							
Function 2 - Transfer							
Location 100 - Administrative Office							
Activity 990 - General	11,413,961.75	155,186.30	.00	11,413,961.75	.00	100	6,215,377.31
Location 100 - Administrative Office	\$11,413,961.75	\$155,186.30	\$0.00	\$11,413,961.75	\$0.00	100%	\$6,215,377.31
Function 2 - Transfer Totals	\$11,413,961.75	\$155,186.30	\$0.00	\$11,413,961.75	\$0.00	100%	\$6,215,377.31
Function 5 - Capital							
Location 102 - Lake St. Clair							
Activity 538 - Beach	.00	.00	.00	.00	.00	+++	.00
Location 102 - Lake St. Clair Totals	\$0.00	\$0.00	\$0.00	\$0.00	\$0.00	+++	\$0.00
Function 5 - Capital Totals	\$0.00	\$0.00	\$0.00	\$0.00	\$0.00	+++	\$0.00
Function 9 - Administration							
Location 100 - Administrative Office							
Activity 990 - General	12,269,832.15	360,349.56	.00	5,190,424.83	7,079,407.32	42	3,153,267.48
Location 100 - Administrative Office	\$12,269,832.15	\$360,349.56	\$0.00	\$5,190,424.83	\$7,079,407.32	42%	\$3,153,267.48
Function 9 - Administration Totals	\$12,269,832.15	\$360,349.56	\$0.00	\$5,190,424.83	\$7,079,407.32	42%	\$3,153,267.48
REVENUE TOTALS	\$23,683,793.90	\$515,535.86	\$0.00	\$16,604,386.58	\$7,079,407.32	70%	\$9,368,644.79
Fund 80 - Capital Projects Fund Totals	\$23,683,793.90	\$515,535.86	\$0.00	\$16,604,386.58	\$7,079,407.32		\$9,368,644.79
Grand Totals	\$23,683,793.90	\$515,535.86	\$0.00	\$16,604,386.58	\$7,079,407.32		\$9,368,644.79

Capital Project Expense Budget Performance

Fiscal Year to Date 12/31/24

Include Rollup Account and Rollup to Account

Account	Account Description	Amended Budget	Current Month Transactions	YTD Encumbrances	YTD Transactions	Budget - YTD Transactions	% Rec'd	Prior Year YTD
Fund 80 - Capital Projects Fund								
Function 2 - Transfer								
EXPENSE								
<i>Expenditures</i>								
9965	Transfer Out - General Fund							
9965.10	Transfer Out - General Fund	7,964.53	7,964.53	.00	7,964.53	.00	100	97,387.71
	9965 - Transfer Out - General Fund	\$7,964.53	\$7,964.53	\$0.00	\$7,964.53	\$0.00	100%	\$97,387.71
	<i>Expenditures Totals</i>	\$7,964.53	\$7,964.53	\$0.00	\$7,964.53	\$0.00	100%	\$97,387.71
	EXPENSE TOTALS	\$7,964.53	\$7,964.53	\$0.00	\$7,964.53	\$0.00	100%	\$97,387.71
	Function 2 - Transfer Totals	(\$7,964.53)	(\$7,964.53)	\$0.00	(\$7,964.53)	\$0.00	100%	(\$97,387.71)
Function 5 - Capital								
EXPENSE								
<i>Personnel Services</i>								
9010	Full Time Wages	416,535.15	45,153.39	.00	416,535.15	.00	100	318,725.29
9011	Full Time Overtime	.00	.00	.00	.00	.00	+++	27.47
9013	FT Benefits Pd to Emps	26,919.81	(3,106.50)	.00	21,637.14	5,282.67	80	17,480.33
9014	FT Benefits Pd for Emps	173,393.48	(2,422.05)	.00	156,546.05	16,847.43	90	123,264.41
9020	Part Time Wages	2,889.81	1,735.56	.00	2,889.81	.00	100	9,021.70
9024	PT Benefits Pd for Emps	.00	.00	.00	.00	.00	+++	313.79
	<i>Personnel Services Totals</i>	\$619,738.25	\$41,360.40	\$0.00	\$597,608.15	\$22,130.10	96%	\$468,832.99
<i>Contractual Services</i>								
9410	Professional Services	736,894.20	45,802.71	464,582.79	360,498.82	(88,187.41)	112	379,850.17
9420	Outside Services	36,244,008.03	425,495.69	2,610,335.76	3,676,717.05	29,956,955.22	17	3,509,461.32
	<i>Contractual Services Totals</i>	\$36,980,902.23	\$471,298.40	\$3,074,918.55	\$4,037,215.87	\$29,868,767.81	19%	\$3,889,311.49
	EXPENSE TOTALS	\$37,600,640.48	\$512,658.80	\$3,074,918.55	\$4,634,824.02	\$29,890,897.91	21%	\$4,358,144.48
	Function 5 - Capital Totals	(\$37,600,640.48)	(\$512,658.80)	(\$3,074,918.55)	(\$4,634,824.02)	(\$29,890,897.91)	21%	(\$4,358,144.48)
	Fund 80 - Capital Projects Fund Totals	\$37,608,605.01	\$520,623.33	\$3,074,918.55	\$4,642,788.55	\$29,890,897.91		\$4,455,532.19
	Grand Totals	\$37,608,605.01	\$520,623.33	\$3,074,918.55	\$4,642,788.55	\$29,890,897.91		\$4,455,532.19

Capital Project Expense Budget by Organization

Through 12/31/24
 Prior Fiscal Year Activity Included
 Summary Listing

Organization	Amended Budget	Current Month Transactions	YTD Encumbrances	YTD Transactions	Budget - YTD Transactions	% Rec'd	Prior Year Total
Fund 80 - Capital Projects Fund							
EXPENSE							
Function 2 - Transfer							
Location 100 - Administrative Office							
Activity 990 - General	7,964.53	7,964.53	.00	7,964.53	.00	100	97,387.71
Location 100 - Administrative Office	\$7,964.53	\$7,964.53	\$0.00	\$7,964.53	\$0.00	100%	\$97,387.71
Function 2 - Transfer Totals	\$7,964.53	\$7,964.53	\$0.00	\$7,964.53	\$0.00	100%	\$97,387.71
Function 5 - Capital							
Location 100 - Administrative Office							
Activity 192 - Engineering	22,130.10	.00	.00	.00	22,130.10	0	.00
Activity 990 - General	104,097.75	299.29	.00	4,097.75	100,000.00	4	.00
Location 100 - Administrative Office	\$126,227.85	\$299.29	\$0.00	\$4,097.75	\$122,130.10	3%	\$0.00
Location 102 - Lake St. Clair							
Activity 538 - Beach	30,224.58	.00	.00	17,000.00	13,224.58	56	78,440.10
Activity 540 - Dockage/Boat Storage	70,000.00	.00	.00	47,350.00	22,650.00	68	.00
Activity 590 - Tolling	84,595.34	(1,671.58)	.00	84,595.34	.00	100	5,440.04
Activity 880 - Interpretive Center/Mill	.00	.00	.00	.00	.00	+++	.00
Activity 940 - Heart Lab-LSC	.00	.00	.00	.00	.00	+++	.00
Activity 990 - General	11,003,211.53	114,277.52	287,054.72	591,695.73	10,124,461.08	8	381,958.54
Location 102 - Lake St. Clair Totals	\$11,188,031.45	\$112,605.94	\$287,054.72	\$740,641.07	\$10,160,335.66	9%	\$465,838.68
Location 104 - Kensington							
Activity 538 - Beach	.00	.00	.00	.00	.00	+++	.00
Activity 540 - Dockage/Boat Storage	.00	.00	.00	.00	.00	+++	.00
Activity 590 - Tolling	.00	.00	.00	.00	.00	+++	.00
Activity 660 - Disc/Adventure Golf	.00	.00	.00	.00	.00	+++	.00
Activity 880 - Interpretive Center/Mill	.00	.00	.00	.00	.00	+++	.00
Activity 881 - Farm Learning Center	.00	.00	.00	.00	.00	+++	.00
Activity 990 - General	250,945.83	804.82	.00	3,945.83	247,000.00	2	.00
Location 104 - Kensington Totals	\$250,945.83	\$804.82	\$0.00	\$3,945.83	\$247,000.00	2%	\$0.00
Location 106 - Lower Huron/Will/Oakwoods							
Activity 532 - Waterpark	1,347,869.84	.00	.00	.00	1,347,869.84	0	.00
Activity 610 - Family Camping	800,104.14	2,363.17	.00	18,347.44	781,756.70	2	906.52
Activity 650 - Golf Course	924,441.62	15,659.56	28,798.25	333,747.78	561,895.59	39	4,892.93
Activity 660 - Disc/Adventure Golf	.00	.00	.00	.00	.00	+++	.00
Activity 880 - Interpretive Center/Mill	80,320.37	.00	.00	89,913.51	(9,593.14)	112	441,988.48
Activity 990 - General	3,992,357.12	23,449.30	1,833,345.51	326,481.67	1,832,529.94	54	509,408.29
Location 106 - Lower	\$7,145,093.09	\$41,472.03	\$1,862,143.76	\$768,490.40	\$4,514,458.93	37%	\$957,196.22

Capital Project Expense Budget by Organization

Through 12/31/24
 Prior Fiscal Year Activity Included
 Summary Listing

Organization	Amended Budget	Current Month Transactions	YTD Encumbrances	YTD Transactions	Budget - YTD Transactions	% Rec'd	Prior Year Total
Fund 80 - Capital Projects Fund							
EXPENSE							
Function 5 - Capital							
Location 108 - Hudson Mills/Dexter/Delhi							
Activity 590 - Tolling	.00	.00	.00	.00	.00	+++	.00
Activity 650 - Golf Course	35,000.00	.00	.00	27,370.00	7,630.00	78	.00
Activity 990 - General	1,401,437.24	9,633.60	512,072.84	113,484.04	775,880.36	45	195,973.25
Location 108 - Hudson Totals	\$1,436,437.24	\$9,633.60	\$512,072.84	\$140,854.04	\$783,510.36	45%	\$195,973.25
Location 109 - Stony Creek							
Activity 538 - Beach	.00	.00	.00	.00	.00	+++	.00
Activity 540 - Dockage/Boat Storage	.00	.00	.00	.00	.00	+++	213,122.32
Activity 590 - Tolling	20,000.00	.00	.00	.00	20,000.00	0	.00
Activity 650 - Golf Course	2,773,082.75	.00	.00	1,244.27	2,771,838.48	0	236,664.06
Activity 990 - General	2,519,704.22	5,502.92	78,413.71	1,238,421.95	1,202,868.56	52	220,115.26
Location 109 - Stony Creek Totals	\$5,312,786.97	\$5,502.92	\$78,413.71	\$1,239,666.22	\$3,994,707.04	25%	\$669,901.64
Location 112 - Lake Erie							
Activity 531 - Pool	6,875,274.18	17,382.81	78,352.00	140,172.18	6,656,750.00	3	147,206.20
Activity 650 - Golf Course	80,806.88	(151.79)	77,000.00	3,806.88	.00	100	.00
Activity 990 - General	2,734,348.83	115,323.16	103,443.16	1,040,847.06	1,590,058.61	42	1,278,889.77
Location 112 - Lake Erie Totals	\$9,690,429.89	\$132,554.18	\$258,795.16	\$1,184,826.12	\$8,246,808.61	15%	\$1,426,095.97
Location 113 - Wolcott							
Activity 880 - Interpretive Center/Mill	.00	.00	.00	.00	.00	+++	.00
Activity 881 - Farm Learning Center	1,150,000.00	.00	.00	.00	1,150,000.00	0	75.43
Activity 990 - General	151,047.50	99,033.80	55,676.00	129,635.80	(34,264.30)	123	.00
Location 113 - Wolcott Totals	\$1,301,047.50	\$99,033.80	\$55,676.00	\$129,635.80	\$1,115,735.70	14%	\$75.43
Location 115 - Indian Springs							
Activity 650 - Golf Course	666,088.29	60,460.52	20,762.36	112,793.70	532,532.23	20	187,810.26
Activity 990 - General	483,552.37	50,291.70	.00	309,873.09	173,679.28	64	455,253.03
Location 115 - Indian Springs Totals	\$1,149,640.66	\$110,752.22	\$20,762.36	\$422,666.79	\$706,211.51	39%	\$643,063.29
Location 116 - Huron Meadows							
Activity 650 - Golf Course	.00	.00	.00	.00	.00	+++	.00
Activity 990 - General	.00	.00	.00	.00	.00	+++	.00
Location 116 - Huron Meadows Totals	\$0.00	\$0.00	\$0.00	\$0.00	\$0.00	+++	\$0.00
Function 5 - Capital Totals	\$37,600,640.48	\$512,658.80	\$3,074,918.55	\$4,634,824.02	\$29,890,897.91	21%	\$4,358,144.48
EXPENSE TOTALS	\$37,608,605.01	\$520,623.33	\$3,074,918.55	\$4,642,788.55	\$29,890,897.91	21%	\$4,455,532.19
Fund 80 - Capital Projects Fund Totals	\$37,608,605.01	\$520,623.33	\$3,074,918.55	\$4,642,788.55	\$29,890,897.91		\$4,455,532.19
Grand Totals	\$37,608,605.01	\$520,623.33	\$3,074,918.55	\$4,642,788.55	\$29,890,897.91		\$4,455,532.19

Payment Register

Payment Dates 12/01/24 - 12/31/24

Number	Date	Status	Void Reason	Reconciled/ Voided Date	Source	Payee Name	Transaction Amount	Difference
Bank Account 1-Comerica - Comerica Bank Checking								
Payment Type Check								
274236	12/09/2024	Open			Accounts Payable	Carey and Paul Group	1,225.00	
274246	12/09/2024	Open			Accounts Payable	DTE Energy	5,080.47	
274247	12/09/2024	Open			Accounts Payable	DTE Energy	6,414.23	
274248	12/09/2024	Open			Accounts Payable	DTE Energy	6,168.72	
274249	12/09/2024	Open			Accounts Payable	DTE Energy	195.02	
274250	12/09/2024	Open			Accounts Payable	DTE Energy	3,294.64	
274251	12/09/2024	Open			Accounts Payable	DTE Energy	1,245.65	
274252	12/09/2024	Open			Accounts Payable	DTE Energy	3,265.51	
274253	12/09/2024	Open			Accounts Payable	DTE Energy	1,384.85	
274254	12/09/2024	Open			Accounts Payable	DTE Energy	932.21	
274260	12/09/2024	Open			Accounts Payable	Hawthorne, Amber	20.00	
274271	12/09/2024	Open			Accounts Payable	Milarch, Renzie	100.00	
274299	12/09/2024	Open			Accounts Payable	Washtenaw County Environmental Health	338.00	
274315	12/11/2024	Open			Accounts Payable	CIS Advisory, LLC	3,240.00	
274316	12/11/2024	Open			Accounts Payable	DTE Energy	2,349.24	
274317	12/11/2024	Open			Accounts Payable	DTE Energy	3,018.36	
274318	12/11/2024	Open			Accounts Payable	DTE Energy	8,995.19	
274319	12/11/2024	Open			Accounts Payable	DTE Energy	1,757.44	
274320	12/11/2024	Open			Accounts Payable	DTE Energy	3,903.23	
274321	12/11/2024	Open			Accounts Payable	DTE Energy	2,136.53	
274326	12/11/2024	Open			Accounts Payable	Guadalupe, Jennie	6.90	
274364	12/12/2024	Voided	Lost Check	01/16/2025	Accounts Payable	Lavin Agency Ltd, The	5,000.00	
274371	12/18/2024	Open			Accounts Payable	DTE Energy	7,416.01	
274374	12/18/2024	Open			Accounts Payable	Home Depot	515.56	
274376	12/18/2024	Voided	Cancel invoice	12/20/2024	Accounts Payable	Lowe's	567.43	
274377	12/18/2024	Open			Accounts Payable	Petty Cash-Kensington	296.78	
274378	12/18/2024	Open			Accounts Payable	Police Officers Labor Council	1,858.96	
274380	12/18/2024	Open			Accounts Payable	SEI Private Trust Company	5,424.39	
274381	12/30/2024	Open			Accounts Payable	Carter, Zachary	121.65	
274382	12/30/2024	Open			Accounts Payable	Charron, John	133.95	
274383	12/30/2024	Open			Accounts Payable	Home Depot	850.58	
274384	12/30/2024	Open			Accounts Payable	Lowe's	604.45	
274385	12/30/2024	Open			Accounts Payable	McLaughlin, Julie	318.79	
274386	12/30/2024	Open			Accounts Payable	Petty Cash-Lower Huron	84.20	
274387	12/30/2024	Open			Accounts Payable	Phillips, Timothy	221.30	
274388	12/30/2024	Open			Accounts Payable	Putz, Renee	14.45	

Payment Register

Payment Dates 12/01/24 - 12/31/24

Number	Date	Status	Void Reason	Reconciled/ Voided Date	Source	Payee Name	Transaction Amount	Difference
Bank Account 1-Comerica - Comerica Bank Checking								
Payment Type Check								
274389	12/30/2024	Open			Accounts Payable	Rains, Mary	121.92	
274390	12/30/2024	Open			Accounts Payable	Rossmann, Randy S	276.04	
274391	12/30/2024	Open			Accounts Payable	SEMCO Energy	1,689.93	
274392	12/30/2024	Open			Accounts Payable	Signorelli, Marco	75.00	
274393	12/30/2024	Open			Accounts Payable	Simmet, Hilary	62.85	
274394	12/30/2024	Open			Accounts Payable	Smith, Nancy	49.58	
274395	12/30/2024	Open			Accounts Payable	Wayne County	1,500.00	
274396	12/30/2024	Open			Accounts Payable	Wayne County	395.00	
274397	12/30/2024	Open			Accounts Payable	Wayne County	1,305.00	
274398	12/30/2024	Open			Accounts Payable	Wright, Jennifer	158.82	
Payment Type Check Totals 46 Payments							\$84,133.83	
Payment Type EFT								
6556	12/06/2024	Open			Accounts Payable	Equitable - Individual	5,700.00	
6557	12/06/2024	Open			Accounts Payable	HCMA Flexible Spending	723.83	
6558	12/06/2024	Open			Accounts Payable	Health Equity Employer Services	13,927.00	
6559	12/06/2024	Open			Accounts Payable	Michigan , State of	34,074.07	
6560	12/06/2024	Open			Accounts Payable	MISDU	2,190.20	
6561	12/06/2024	Open			Accounts Payable	United States Treasury	223,065.96	
6562	12/06/2024	Open			Accounts Payable	Vantagepoint Transfer Agents	9,071.66	
6563	12/06/2024	Open			Accounts Payable	Vantagepoint Transfer Agents	27,967.24	
6564	12/06/2024	Open			Accounts Payable	Vantagepoint Transfer Agents	41,204.65	
6565	12/10/2024	Open			Accounts Payable	Michigan , State of	1,404.99	
6566	12/20/2024	Open			Accounts Payable	Fifth Third Bank	83,828.17	
6567	12/01/2024	Open			Accounts Payable	Michigan , State of	405.60	
6568	12/01/2024	Open			Accounts Payable	Michigan , State of	204.00	
6569	12/01/2024	Open			Accounts Payable	Michigan , State of	702.00	
6570	12/01/2024	Open			Accounts Payable	Michigan , State of	1,003.20	
6571	12/01/2024	Open			Accounts Payable	Daniel L Jacob & Co., Inc	(.01)	
6572	12/01/2024	Open			Accounts Payable	Rave Associates	349.70	
6573	12/01/2024	Open			Accounts Payable	Michigan , State of	304.20	
6574	12/01/2024	Open			Accounts Payable	Daniel L Jacob & Co., Inc	(6.00)	
6575	12/01/2024	Open			Accounts Payable	Daniel L Jacob & Co., Inc	.10	
6576	12/01/2024	Open			Accounts Payable	Michigan , State of	304.20	
6577	12/01/2024	Voided	Cancel invoice	12/31/2024	Accounts Payable	Michigan , State of	304.20	
6578	12/01/2024	Open			Accounts Payable	Michigan , State of	506.76	
6579	12/01/2024	Open			Accounts Payable	Michigan , State of	304.20	

Payment Register

Payment Dates 12/01/24 - 12/31/24

Number	Date	Status	Void Reason	Reconciled/ Voided Date	Source	Payee Name	Transaction Amount	Difference
Bank Account 1-Comerica - Comerica Bank Checking								
Payment Type EFT								
6580	12/01/2024	Open			Accounts Payable	Tri-County Beverage	285.95	
6581	12/01/2024	Open			Accounts Payable	Premium Dist Of Michigan	537.60	
6582	12/01/2024	Open			Accounts Payable	Premium Dist Of Michigan	344.60	
6583	12/01/2024	Open			Accounts Payable	Premium Dist Of Michigan	555.75	
6584	12/01/2024	Open			Accounts Payable	Tri-County Beverage	465.00	
6585	12/01/2024	Open			Accounts Payable	Tri-County Beverage	516.40	
6586	12/01/2024	Open			Accounts Payable	Tri-County Beverage	(38.40)	
6587	12/01/2024	Open			Accounts Payable	Premium Dist Of Michigan	(96.00)	
6588	12/04/2024	Open			Accounts Payable	Floral City Beverage, Inc	(910.60)	
6589	12/01/2024	Open			Accounts Payable	Michigan , State of	608.40	
6590	12/01/2024	Open			Accounts Payable	Floral City Beverage, Inc	100.00	
6591	12/01/2024	Open			Accounts Payable	O&W, INC.	698.40	
6592	12/01/2024	Open			Accounts Payable	Rave Associates	555.60	
6593	12/01/2024	Open			Accounts Payable	O&W, INC.	475.00	
6594	12/09/2024	Open			Accounts Payable	Michigan , State of	6.87	
6595	12/09/2024	Open			Accounts Payable	United States Treasury	24.72	
6596	12/18/2024	Open			Accounts Payable	Arrowhead Upfitters Inc.	11,876.00	
6597	12/01/2024	Open			Accounts Payable	O&W, INC.	(408.90)	
6598	12/01/2024	Open			Accounts Payable	Daniel L Jacob & Co., Inc	(235.10)	
6599	12/01/2024	Open			Accounts Payable	M4 C.I.C., LLC	(410.00)	
6600	12/20/2024	Open			Accounts Payable	Equitable - Individual	5,700.00	
6601	12/20/2024	Open			Accounts Payable	HCMA Flexible Spending	723.83	
6602	12/20/2024	Open			Accounts Payable	Health Equity Employer Services	13,360.11	
6603	12/20/2024	Open			Accounts Payable	Michigan , State of	32,876.46	
6604	12/20/2024	Open			Accounts Payable	MISDU	2,190.20	
6605	12/20/2024	Open			Accounts Payable	United States Treasury	213,643.43	
6606	12/20/2024	Open			Accounts Payable	Vantagepoint Transfer Agents	9,163.92	
6607	12/20/2024	Open			Accounts Payable	Vantagepoint Transfer Agents	26,912.33	
6608	12/20/2024	Open			Accounts Payable	Vantagepoint Transfer Agents	41,665.98	
6609	12/18/2024	Open			Accounts Payable	3Sixty Interactive, Inc	12,060.00	
6610	12/18/2024	Open			Accounts Payable	4imprint, Inc	268.37	
6611	12/18/2024	Open			Accounts Payable	Acee Deucee Porta Can Inc.	640.00	
6612	12/18/2024	Open			Accounts Payable	Advance Auto Parts AAP Financial Services	918.32	
6613	12/18/2024	Open			Accounts Payable	Allie Brothers, Inc	929.97	
6614	12/18/2024	Open			Accounts Payable	Andersen, David	550.00	
6615	12/18/2024	Open			Accounts Payable	Ann Arbor Ypsilanti Regional Chamber	425.00	

Payment Register

Payment Dates 12/01/24 - 12/31/24

Number	Date	Status	Void Reason	Reconciled/ Voided Date	Source	Payee Name	Transaction Amount	Difference
Bank Account 1-Comerica - Comerica Bank Checking								
Payment Type EFT								
6616	12/18/2024	Open			Accounts Payable	Arrow Point Electric	865.00	
6617	12/18/2024	Open			Accounts Payable	Atomic Cleaning Systems	356.93	
6618	12/18/2024	Open			Accounts Payable	Auto-Wares	1,321.18	
6619	12/18/2024	Open			Accounts Payable	Bolin Jr, William Jackson	250.00	
6620	12/18/2024	Open			Accounts Payable	Brighton Ford Inc.	336.53	
6621	12/18/2024	Open			Accounts Payable	Brownstown Township Water Dept	774.45	
6622	12/18/2024	Open			Accounts Payable	Carleton Equipment Co	767.00	
6623	12/18/2024	Open			Accounts Payable	CDW Government	26,971.18	
6624	12/18/2024	Open			Accounts Payable	Choozle, Inc	7,338.20	
6625	12/18/2024	Open			Accounts Payable	Classic Driving School, Inc	7,050.00	
6626	12/18/2024	Open			Accounts Payable	CMP Distributors Inc	2,498.00	
6627	12/18/2024	Open			Accounts Payable	Comcast	407.85	
6628	12/18/2024	Open			Accounts Payable	Crest Ford	764.88	
6629	12/18/2024	Open			Accounts Payable	Depatie Fluid Power Company	8,937.34	
6630	12/18/2024	Open			Accounts Payable	Detroit Salt Company LLC	9,633.39	
6631	12/18/2024	Open			Accounts Payable	Dick Coulter Inc	377.83	
6632	12/18/2024	Open			Accounts Payable	Double D Electric LLC	2,450.00	
6633	12/18/2024	Open			Accounts Payable	Erie Marine Contractors LLC	3,500.00	
6634	12/18/2024	Open			Accounts Payable	Ferguson Enterprises, Inc	43.19	
6635	12/18/2024	Open			Accounts Payable	Flat Rock Automotive, Inc	40.96	
6636	12/18/2024	Open			Accounts Payable	FleetPride	22.50	
6637	12/18/2024	Open			Accounts Payable	GEI Consultants of Michigan, P.C.	670.50	
6638	12/18/2024	Open			Accounts Payable	Goose Busters	4,537.00	
6639	12/18/2024	Open			Accounts Payable	Grainger Inc	1,952.31	
6640	12/18/2024	Open			Accounts Payable	Graph-X Signs and Designs, Inc	2,355.00	
6641	12/18/2024	Open			Accounts Payable	Graphik Concepts	1,943.43	
6642	12/18/2024	Open			Accounts Payable	GZA Michigan, Inc	1,712.00	
6643	12/18/2024	Open			Accounts Payable	HCMA Employee Association	1,940.00	
6644	12/18/2024	Open			Accounts Payable	Health Advocate Solutions Inc	756.00	
6645	12/18/2024	Open			Accounts Payable	Huzzy's Car Wash	36.00	
6646	12/18/2024	Open			Accounts Payable	Identity Source, The	228.51	
6647	12/18/2024	Open			Accounts Payable	Inch Memorials	295.73	
6648	12/18/2024	Open			Accounts Payable	John's Sanitation Inc.	204.00	
6649	12/18/2024	Open			Accounts Payable	K/E Electric Supply Corp.	24.38	
6650	12/18/2024	Open			Accounts Payable	Kerr Pump and Supply Inc	3,614.00	
6651	12/18/2024	Open			Accounts Payable	Knight's Auto Supply Inc	781.80	

Payment Register

Payment Dates 12/01/24 - 12/31/24

Number	Date	Status	Void Reason	Reconciled/ Voided Date	Source	Payee Name	Transaction Amount	Difference
Bank Account 1-Comerica - Comerica Bank Checking								
Payment Type EFT								
6652	12/18/2024	Open			Accounts Payable	Kone Inc.	261.21	
6653	12/18/2024	Open			Accounts Payable	KTM Plumbing	3,500.00	
6654	12/18/2024	Open			Accounts Payable	Libra Industries Inc of Michigan	375.46	
6655	12/18/2024	Open			Accounts Payable	Lower Huron Supply Co.	1,069.14	
6656	12/18/2024	Open			Accounts Payable	Lyden Oil Company	922.00	
6657	12/18/2024	Open			Accounts Payable	Lyons Towing	200.00	
6658	12/18/2024	Open			Accounts Payable	Madison Electric Company	52.00	
6659	12/18/2024	Open			Accounts Payable	Marans, Robert W	250.00	
6660	12/18/2024	Open			Accounts Payable	Messina Trucking, Inc.	1,534.00	
6661	12/18/2024	Open			Accounts Payable	Midwest Golf & Turf	145.82	
6662	12/18/2024	Open			Accounts Payable	Miller, Canfield, Paddock & Stone, P.L.C.	7,857.05	
6663	12/18/2024	Open			Accounts Payable	Moment Strategies	12,000.00	
6664	12/18/2024	Open			Accounts Payable	Motion & Control Enterprises LLC	143.96	
6665	12/18/2024	Open			Accounts Payable	Motorola	46,790.74	
6666	12/18/2024	Open			Accounts Payable	Mr. C's Car Wash #4 LLC	60.00	
6667	12/18/2024	Open			Accounts Payable	Muchmore Harrington Smalley and	5,000.00	
6668	12/18/2024	Open			Accounts Payable	Native Connections	6,036.26	
6669	12/18/2024	Open			Accounts Payable	Nature's Brush Studio LLC	784.00	
6670	12/18/2024	Open			Accounts Payable	Newby, Bernadine	500.00	
6671	12/18/2024	Open			Accounts Payable	Nowak & Fraus Engineers	4,996.60	
6672	12/18/2024	Open			Accounts Payable	Occupational Health Centers of MI	1,221.00	
6673	12/18/2024	Open			Accounts Payable	ODP Business Solutions. LLC	72.31	
6674	12/18/2024	Open			Accounts Payable	Osburn Industries Inc	25,966.05	
6675	12/18/2024	Open			Accounts Payable	Parker, Jr, Bernard	250.00	
6676	12/18/2024	Open			Accounts Payable	PEA Group	1,807.50	
6677	12/18/2024	Open			Accounts Payable	People Driven Technology, Inc	15,222.74	
6678	12/18/2024	Open			Accounts Payable	Police Officers Association Of Michigan	223.04	
6679	12/18/2024	Open			Accounts Payable	Pomp's Tire Service, Inc.	4,556.34	
6680	12/18/2024	Open			Accounts Payable	Pontoni, Stephen Vincent	250.00	
6681	12/18/2024	Open			Accounts Payable	Proctor, Nicholas Jordan	600.00	
6682	12/18/2024	Open			Accounts Payable	Quadrozzi, Jaye	250.00	
6683	12/18/2024	Open			Accounts Payable	Quality Incentive Company	250.00	
6684	12/18/2024	Open			Accounts Payable	Repower Specialists Ltd.	3,390.00	
6685	12/18/2024	Open			Accounts Payable	RKA Petroleum Co's	6,745.93	
6686	12/18/2024	Open			Accounts Payable	Roberts Dairy Service, Inc	786.29	
6687	12/18/2024	Open			Accounts Payable	Roofman	9,900.00	

Payment Register

Payment Dates 12/01/24 - 12/31/24

Number	Date	Status	Void Reason	Reconciled/ Voided Date	Source	Payee Name	Transaction Amount	Difference
Bank Account 1-Comerica - Comerica Bank Checking								
Payment Type EFT								
6688	12/18/2024	Open			Accounts Payable	Rosy Brothers, Inc.	1,507.08	
6689	12/18/2024	Open			Accounts Payable	Russ Milne Ford Inc.	319.83	
6690	12/18/2024	Open			Accounts Payable	Service Electric Supply Inc	158.62	
6691	12/18/2024	Open			Accounts Payable	SiteOne Landscape Co	2,676.57	
6692	12/18/2024	Open			Accounts Payable	Smathers Services	2,400.00	
6693	12/18/2024	Open			Accounts Payable	Southern Truck Equipment Inc	1,840.45	
6694	12/18/2024	Open			Accounts Payable	Spartan Distributors Inc	8,419.65	
6695	12/18/2024	Open			Accounts Payable	Sterling Office Systems	75.58	
6696	12/18/2024	Open			Accounts Payable	Suburban Sewer & Septic Tank	4,200.00	
6697	12/18/2024	Open			Accounts Payable	Superior Invasive Plant Solutions, LLC	2,320.00	
6698	12/18/2024	Open			Accounts Payable	Taylor, Tiffany	250.00	
6699	12/18/2024	Open			Accounts Payable	Terminix Ehrlich	1,004.61	
6700	12/18/2024	Open			Accounts Payable	Think Safe Inc	1,641.00	
6701	12/18/2024	Open			Accounts Payable	Tire Wholesalers Company Inc	136.00	
6702	12/18/2024	Open			Accounts Payable	TireHub, LLC	2,347.92	
6703	12/18/2024	Open			Accounts Payable	Tyler Technologies	89,911.26	
6704	12/18/2024	Open			Accounts Payable	UKG Kronos Systems, LLC	2,612.28	
6705	12/18/2024	Open			Accounts Payable	US Ecology	6,298.10	
6706	12/18/2024	Open			Accounts Payable	USGA Club Membership	175.00	
6707	12/18/2024	Open			Accounts Payable	Vance Outdoors, Inc.	4,582.50	
6708	12/18/2024	Open			Accounts Payable	Wahl, David L	33.80	
6709	12/18/2024	Open			Accounts Payable	Warren Consolidated Schools	400.05	
6710	12/18/2024	Open			Accounts Payable	Waste Mgmt - East	1,815.22	
6711	12/18/2024	Open			Accounts Payable	Water Tech	115.00	
6712	12/18/2024	Open			Accounts Payable	Webster & Garner Inc.	3,543.81	
6713	12/18/2024	Open			Accounts Payable	Weingartz Supply Company	480.57	
6714	12/18/2024	Open			Accounts Payable	Wensco Sign Supply	20,000.00	
6715	12/18/2024	Open			Accounts Payable	West Marine Pro	38.20	
6716	12/18/2024	Open			Accounts Payable	WTA Architects, Inc	18,065.74	
6717	12/18/2024	Open			Accounts Payable	Zoro	70.11	
6718	12/23/2024	Open			Accounts Payable	Fabiano Bros. Inc	(145.00)	
6719	12/01/2024	Open			Accounts Payable	Premium Dist Of Michigan	(352.00)	
6720	12/20/2024	Open			Accounts Payable	O&W, INC.	(646.50)	
6730	12/30/2024	Open			Accounts Payable	Fifth Third Bank	102,542.79	
6731	12/30/2024	Open			Accounts Payable	Absopure Water Company	162.30	
6732	12/30/2024	Open			Accounts Payable	Advance Auto Parts AAP Financial Services	173.83	

Payment Register

Payment Dates 12/01/24 - 12/31/24

Number	Date	Status	Void Reason	Reconciled/ Voided Date	Source	Payee Name	Transaction Amount	Difference
Bank Account 1-Comerica - Comerica Bank Checking								
Payment Type EFT								
6733	12/30/2024	Open			Accounts Payable	Allie Brothers, Inc	30.00	
6734	12/30/2024	Open			Accounts Payable	Alta Equipment Company	3,608.73	
6735	12/30/2024	Open			Accounts Payable	American Garage Door LLC	579.00	
6736	12/30/2024	Open			Accounts Payable	Andersen, David	550.00	
6737	12/30/2024	Open			Accounts Payable	Applied Innovation	1,336.09	
6738	12/30/2024	Open			Accounts Payable	Arrowhead Upfitters Inc.	24,865.00	
6739	12/30/2024	Open			Accounts Payable	AT&T	2,459.34	
6740	12/30/2024	Open			Accounts Payable	AT&T Mobility	36.24	
6741	12/30/2024	Open			Accounts Payable	Brighton Ford Inc.	89.60	
6742	12/30/2024	Open			Accounts Payable	Brown City Elevator, Inc	1,430.59	
6743	12/30/2024	Open			Accounts Payable	CardConnect	3,150.00	
6744	12/30/2024	Open			Accounts Payable	CDW Government	4,045.49	
6745	12/30/2024	Open			Accounts Payable	David Borneman L L C	275.00	
6746	12/30/2024	Open			Accounts Payable	Detroit Salt Company LLC	3,165.07	
6747	12/30/2024	Open			Accounts Payable	DeWolf and Associates	1,690.00	
6748	12/30/2024	Open			Accounts Payable	Drivergent Transportation	467.50	
6749	12/30/2024	Open			Accounts Payable	Egis BLN USA Inc	89,039.30	
6750	12/30/2024	Open			Accounts Payable	First Advantage Occupational Health	89.82	
6751	12/30/2024	Open			Accounts Payable	Fishbeck	8,470.40	
6752	12/30/2024	Open			Accounts Payable	Freeway Sports Center, Inc.	5,734.00	
6753	12/30/2024	Open			Accounts Payable	Gabriel Roeder Smith & Co	2,400.00	
6754	12/30/2024	Open			Accounts Payable	Gordon Food Service	102.24	
6755	12/30/2024	Open			Accounts Payable	Grainger Inc	1,376.50	
6756	12/30/2024	Open			Accounts Payable	Graph-X Signs and Designs, Inc	2,312.00	
6757	12/30/2024	Open			Accounts Payable	Hubbell, Roth & Clark, Inc.	5,811.12	
6758	12/30/2024	Open			Accounts Payable	Huron Valley Guns LLC	412.50	
6759	12/30/2024	Open			Accounts Payable	Hutson Inc of Michigan	6.45	
6760	12/30/2024	Open			Accounts Payable	Inch Memorials	283.54	
6761	12/30/2024	Open			Accounts Payable	Jax Kar Wash	120.00	
6762	12/30/2024	Open			Accounts Payable	JODA Jewels Consulting	325.00	
6763	12/30/2024	Open			Accounts Payable	John's Sanitation Inc.	180.00	
6764	12/30/2024	Open			Accounts Payable	Knight's Auto Supply Inc	279.52	
6765	12/30/2024	Open			Accounts Payable	Leonard's Syrups	70.00	
6766	12/30/2024	Open			Accounts Payable	Libra Industries Inc of Michigan	82.84	
6767	12/30/2024	Open			Accounts Payable	LimnoTech Inc	3,228.75	
6768	12/30/2024	Open			Accounts Payable	Linde Gas & Equipment Inc.	208.80	

Payment Register

Payment Dates 12/01/24 - 12/31/24

Number	Date	Status	Void Reason	Reconciled/ Voided Date	Source	Payee Name	Transaction Amount	Difference
Bank Account 1-Comerica - Comerica Bank Checking								
Payment Type EFT								
6769	12/30/2024	Open			Accounts Payable	Lower Huron Supply Co.	4,113.16	
6770	12/30/2024	Open			Accounts Payable	MacAllister Machinery Co., Inc	2,073.40	
6771	12/30/2024	Open			Accounts Payable	Macomb County Department of Roads	17.19	
6772	12/30/2024	Open			Accounts Payable	Mast, Daniel	1,405.00	
6773	12/30/2024	Open			Accounts Payable	Michigan Cat	389.03	
6774	12/30/2024	Open			Accounts Payable	Michigan State University	39,979.97	
6775	12/30/2024	Open			Accounts Payable	Midwest Golf & Turf	36.33	
6776	12/30/2024	Open			Accounts Payable	MOSS Audio Corporation	346.28	
6777	12/30/2024	Open			Accounts Payable	Motorola	85,594.60	
6778	12/30/2024	Open			Accounts Payable	Navia Benefit Solutions	400.00	
6779	12/30/2024	Open			Accounts Payable	Nowak & Fraus Engineers	1,611.00	
6780	12/30/2024	Open			Accounts Payable	O Practice LLC DBA The Olori Network	3,750.00	
6781	12/30/2024	Open			Accounts Payable	Occupational Health Centers of MI	318.00	
6782	12/30/2024	Open			Accounts Payable	ODP Business Solutions. LLC	288.51	
6783	12/30/2024	Open			Accounts Payable	Oscar W Larson Co	650.00	
6784	12/30/2024	Open			Accounts Payable	Performance Environmental Service, Inc.	700.00	
6785	12/30/2024	Open			Accounts Payable	Performance Sports Turf LLC	15,000.00	
6786	12/30/2024	Open			Accounts Payable	Phoenix Environmental	55,042.54	
6787	12/30/2024	Open			Accounts Payable	Premier Bank c/o Allied, Inc.	2,930.00	
6788	12/30/2024	Open			Accounts Payable	Rapids Wholesale, Inc	6,191.00	
6789	12/30/2024	Open			Accounts Payable	Rescue 3 Intl & Rescue Source, The	7,977.45	
6790	12/30/2024	Open			Accounts Payable	RKA Petroleum Co's	22,300.19	
6791	12/30/2024	Open			Accounts Payable	Rock River Arms, Inc	2,275.00	
6792	12/30/2024	Open			Accounts Payable	Rosy Brothers, Inc.	217.79	
6793	12/30/2024	Open			Accounts Payable	Schoolcraft College	5,400.00	
6794	12/30/2024	Open			Accounts Payable	Silver Lining Tire Recycling	277.50	
6795	12/30/2024	Open			Accounts Payable	SiteOne Landscape Co	255.74	
6796	12/30/2024	Open			Accounts Payable	Spartan Distributors Inc	808.11	
6797	12/30/2024	Open			Accounts Payable	Sphero Inc	3,054.57	
6798	12/30/2024	Open			Accounts Payable	Sterling Office Systems	604.15	
6799	12/30/2024	Open			Accounts Payable	Tire Wholesalers Company Inc	1,060.27	
6800	12/30/2024	Open			Accounts Payable	UPS	405.47	
6801	12/30/2024	Open			Accounts Payable	US Bank Equipment Finance	649.26	
6802	12/30/2024	Open			Accounts Payable	US Ecology	3,510.29	
6803	12/30/2024	Open			Accounts Payable	Washington Elevator Co Inc	434.00	
6804	12/30/2024	Open			Accounts Payable	Washtenaw Community College	696.08	

Payment Register

Payment Dates 12/01/24 - 12/31/24

Number	Date	Status	Void Reason	Reconciled/ Voided Date	Source	Payee Name	Transaction Amount	Difference	
Bank Account 1-Comerica - Comerica Bank Checking									
Payment Type EFT									
6805	12/30/2024	Open			Accounts Payable	Webster & Garner Inc.	7,305.91		
6806	12/30/2024	Open			Accounts Payable	Zoro	62.52		
6857	12/31/2024	Open			Accounts Payable	Premium Dist Of Michigan	247.50		
6921	12/30/2024	Open			Accounts Payable	Fintech	133.56		
Payment Type EFT Totals							244 Payments	\$1,810,241.81	
Bank Account 1-Comerica - Comerica Bank Checking Totals							290 Payments	\$1,894,375.64	

Payment Register

Payment Dates 12/01/24 - 12/31/24

Bank Account **PR - Comerica Bank Payroll**

Payment Type **Check**

<u>Status</u>	<u>Count</u>	<u>Transaction Amount</u>	<u>Reconciled Amount</u>
Open	28	6,020.98	.00
Voided	0	.00	.00
Stopped	0	.00	.00
Totals	28	\$6,020.98	\$0.00

Payment Type **EFT**

<u>Status</u>	<u>Count</u>	<u>Transaction Amount</u>	<u>Reconciled Amount</u>
Open	0	.00	\$0.00
Voided	0	\$0.00	\$0.00
Totals	0	\$0.00	\$0.00

Bank Account **PR - Comerica Bank Payroll** Totals

<u>Status</u>	<u>Count</u>	<u>Transaction Amount</u>	<u>Reconciled Amount</u>
Open	28	6,020.98	.00
Voided	0	.00	.00
Stopped	0	.00	.00
Totals	28	\$6,020.98	\$0.00

Bernard Parker
Chairman

Amy McMillan
Director

HURON-CLINTON METROPOLITAN AUTHORITY

To: Board of Commissioners
From: Shedreka Miller, Chief of Finance
Subject: Approval – December Appropriation Amendments
Date: February 5, 2025

Action Requested: Motion to Approve

That the Board of Commissioners approve the December 2024 Appropriation Amendments as recommended by Shedreka Miller, Chief of Finance.

Background: The Metroparks ERP system provides a work-flow process to facilitate departmental budget management. Requested transfers are initiated by Department staff and routed to the appropriate Department Head/District Superintendent for review and approval. Finance provides a final review of the approved requests to verify that they do not negatively impact Fund Balance.

For the month of December, \$2,742,520 was transferred between general fund accounts. In addition, \$155,186 of general fund budget was transferred to the capital project fund. Transfers were also processed within the capital project fund totaling \$77,904. Tax adjustments resulted in a net decrease to fund balance of \$237,958.

The result of these changes can be seen by Accounting Function and Location in the attached chart.

Huron-Clinton Metropolitan Authority
December 2024 Appropriation Transfer Summary

Location	Expense Increase	Expense Decrease/Revenue Increase	Difference
General Fund Transfers			
Major Maintenance			
Administrative Office	-	17,382	(17,382)
Lake St. Clair	5,956	-	5,956
Kensington	100,217	122,217	(22,000)
Lower Huron/Willow	1,303	-	1,303
Stony Creek	29,087	3,546	25,541
Lake Erie	6,919	336	6,583
Total	\$ 143,481	\$ 143,481	\$ -
Operations			
Administrative Office			-
Lake St. Clair	153,251	170,777	(17,526)
Kensington	607,850	598,074	9,776
Lower Huron/Willow	481,383	500,075	(18,692)
Hudson Mills	224,994	211,341	13,653
Stony Creek	412,139	400,815	11,324
Lake Erie	175,207	209,998	(34,791)
Wolcott	83,378	79,689	3,689
Indian Springs	180,161	189,445	(9,284)
Huron Meadows	109,561	148,942	(39,381)
Total	\$ 2,427,924	\$ 2,509,157	\$ (81,233)
Adminstrative	171,115	245,069	(73,953)
	\$ 171,115	\$ 245,069	\$ (73,953)
Total General Fund Transfers			
	\$ 2,742,520	\$ 2,897,707	\$ (155,186)
Capital Project Fund Transfers			
Administrative	177,755	55,913	121,842
Lake St. Clair	17,755	4,398	13,357
Kensington	955	150	805
Lower Huron/Willow/Oakwoods	16,542	4,374	12,168
Hudson Mills	9,989	4,657	5,332
Stony Creek	2,270	5,574	(3,305)
Lake Erie	3,672	2,102	1,569
Indian Springs	4,153	735	3,418
Total	\$ 233,090	\$ 77,904	\$ 155,186
Tax Adjustment			
Tax Year	Revenue Decrease	Revenue Increase	Net
Current	221,090	-	221,090
Prior	16,868	-	16,868
Total	\$ 237,958	\$ -	\$ 237,958

HURON-CLINTON METROPOLITAN AUTHORITY

To: Board of Commissioners
From: Shedreka Miller, Chief of Finance
Subject: Report – Monthly Major Maintenance Project
Date: February 3, 2025

Action Requested: Motion to Receive and File

That the Board of Commissioners receive and file the Major Maintenance report as submitted by Shedreka Miller and staff.

Background: The Metroparks track the costs associated with periodic or infrequent repairs or maintenance that do not meet the criteria for capitalization in a function of our chart of accounts known as major maintenance. We utilize a project accounting system to budget, record and report these costs. To provide the Board of Commissioners and the broader public with improved information surrounding major maintenance projects we have developed a monthly Major Maintenance Status Report.

This report is modeled after the revised Capital Project Fund report. The format includes the location, project title from the budget document, a brief description of the work, the original budget funding, the current amended budget, year-to-date transactions, life-to-date transactions, life-to-date encumbrance balance, the remaining budget and the project status.

Most major maintenance repairs are completed within one year. Occasionally projects require additional time to complete.

As of the end of December, there has been a several projects contracted or started with year-to-date expenses at 32.3% of the total budget.

Attachment: December 2024 Major Maintenance Status Report

Major Maintenance Status Report										
12/31/2024			Original	Carry Over						
Location	Project Title	Project Description	Budget Funding	Budget Funding	Amended Budget	Year to Date Transactions	Life to Date Transactions	Life to Date Encumbrance	Remaining Budget	Project Status
Lake St Clair	North/South Marina Dock Electrical	Replace electrical conductors that feed the power to the pedestals for boaters at the North Marina rental slips. Current electrical has been damaged due to high water levels	-	-	283,953	263,765	283,305	0	647	COMPLETED
Lake St Clair	LSC Par 3 Maintenance Bldg Roof Replacement	Replace roof on Par 3 building	11,500	-	10,660	10,660	10,660	0	0	COMPLETED
Lake St Clair	Spray Pad-Waste Water Pump Station Repair	Unexpected Repair to Pump Station at Spray Pad	-	-	16,739	16,739	16,739	0	0	COMPLETED
Lake St Clair	Concrete Pool Epoxy Painting	Painting the Pool	15,000	-	24,050	24,050	24,050	0	0	COMPLETED
Lake St Clair	East Boardwalk Re-Surface replacement continued-Phase 4	Resurface/Replace portion of East Boarwalk	280,000	-	263,475	9,209	9,209	254,265	(0)	OPEN
Lake St Clair	Replace Surfside Shelter with Accessible Shelter	Replace Surfside with accessible shelter	85,000	-	0	0	0	0	0	
Lake St Clair	Drainage Repairs at Pool Building	Replace Surfside with accessible shelter	125,000	-	0	0	0	0	0	
Kensington	Golf Course Cart Path Milling	Grind Cart Path	-	37,781	37,781	4,301	6,520	0	31,261	OPEN
Kensington	Dam Safety Logs	Aluminum Stop Logs for Dam Safety	-	64,261	64,261	7,717	7,717	56,544	(0)	OPEN
Kensington	Vault Latrine Installation at Disc Golf Course		11,000	-	11,000	10,229	10,229	0	771	COMPLETED
Kensington	Mulch Installation	Mulch Install throughout the Park	26,040	-	22,908	22,908	22,908	0	0	COMPLETED
Kensington	Trail Shoulder Refurbishment	Repair to Trail shoulders throughout park	90,000	-	90,000	54,908	54,908	0	35,092	OPEN
Kensington	Martindale Beach Splash N Blast PIP Surfacing	Martindale Beach Splash N Blast PIP Surfacing	-	-	10,206	0	0	10,206	0	OPEN
Kensington	Drainage System Repair at Farm center	Drainage System Repair at Farm center	35,000	-	4,675	4,664	4,664	0	11	OPEN
Kensington	Boat Launch Repairs/Boat House Demo	Boat Launch Repairs/Boat House Demo	-	-	73	73	73	0	0	OPEN
Kensington	Park Office/AC Repair & Rebuild	Park Office/AC Repair & Rebuild	-	-	13,174	13,173	13,173	0	1	COMPLETED
Kensington	Splash Boiler Replacement	Splash Boiler Replacement	-	-	29,688	0	0	29,688	0	OPEN
Kensington	Trail Improvement - Martindale north to Shore Fishing	Replaces the existing failing asphalt surface on the bike trail	427,000	-	0	0	0	0	0	
Kensington	Dam Concrete Work		247,000	-	0	0	0	0	0	
Kensington	Boat Launch Building & Seawall Repairs	Repairs to the steel on the existing seawall	30,000	-	0	0	0	0	0	
Kensington	Unexpected Repairs		100,000	-	0	0	0	0	0	
Lower Huron	Turtle Cove UV Light Replacement	Replacement of ultraviolet disinfection for pool	-	9,780	9,780	0	0	9,780	0	OPEN
Lower Huron	North End Parkway Resurfacing	Resurfacing of North End roadways	-	-	1,159	1,159	1,159	0	0	COMPLETED
Lower Huron	Lazy River Pump & Motor Replacement		-	52,890	52,890	50,135	50,135	0	2,755	COMPLETED
Lower Huron	Bemis Road Gate Replacement	Replacement Gate	-	-	18,290	2,620	18,290	0	0	COMPLETED
Lower Huron	Turtle Cove Pool Repairs		-	-	240,088	88,340	88,340	158,639	(6,890)	OPEN
Lower Huron	Turtle Cove Marcite Repairs - Replace remainder of Lazy River	Replace the marcite in remainder of lazy river at Turtle Cove	300,000	-	0	0	0	0	0	
Lower Huron	Old Lower Huron Park Office Demolition		50,000	-	0	0	0	0	0	
Lower Huron	Overbanding of Roadways throughout Park		35,000	-	0	0	0	0	0	
Lower Huron	Replace & Repair Pumps at Turtle Cove		100,000	-	0	0	0	0	0	
Hudson Mills	Unexpected Repair of Walk in Cooler at Golf Course	Unexpected Repair of Walk in Cooler at Golf Course	-	-	13,000	13,000	13,000	0	-	COMPLETED
Hudson Mills	Replace Siding & Roofs at Golf Course Shop, Chem Bldg & Cart Barn	replace old 11-11 siding with steel siding and fix roof leak around windows	160,000	-	0	0	0	0	0	
Hudson Mills	Lightning Detection System at Golf Course		35,000	-	0	0	0	0	0	
			0	-	0	0	0	0	0	
Stony Creek	Small Well Replacement	New well and controller for supplemental water well	30,000	-	290	0	290	0	0	OPEN
Stony Creek	Dam Safety Logs	Aluminum Stop Logs for Dam Safety	-	64,261	64,261	10,016	10,016	54,244	(0)	OPEN
Stony Creek	Installation of Generator at Park Office	Install generator at park office	30,000	-	0	0	0	0	0	OPEN
Stony Creek	Mulch Installation		16,170	-	14,226	14,226	14,226	0	0	COMPLETED
Stony Creek	Cart Barn Electrical Upgrades for Golf Carts		-	-	25,541	9,348	9,348	15,250	943	OPEN
Stony Creek	Golf Cart Barn Alterations	Alterations for Cart Barn	-	-	3,546	3,546	3,546	0	0	OPEN
Stony Creek	Roof Replacement at Salt Barn at Maintenance yard		12,500	-	0	0	0	0	0	
Willow	Pool Playground PIP/Surface Repairs	Update surface area at playground	15,000	-	15,000	9,600	9,600	0	5,400	COMPLETED
Lake Erie	Dredge Marina Channel and Relocate Spoils pile	Dredging and moving of previous spoils piles	-	2,936	2,936	0	93,877	0	2,936	COMPLETED
Lake Erie	Museum Wall Repair	Repair of leaning portion retaining wall	250,000	-	14,184	11,898	14,185	0	0	COMPLETED
Lake Erie	Golf Course Maintenance Building - Complete Siding	Complete last side of building. Three-quarters were completed in 2021	-	61,930	15,000	0	13,070	0	1,930	COMPLETED
Lake Erie	Replace electric wiring at Marina boat docks	Upgrade existing wiring to marina pedestals	50,000	-	32,918	31,587	31,587	0	1,332	COMPLETED
Lake Erie	Golf Course Storage Building Siding Replacement	Reside with metal siding , current wood siding is rotting	-	74,400	74,400	74,400	74,400	0	0	COMPLETED
Lake Erie	Dredge Marina Channel and Remove Spoils pile	Dredging and removal of previous spoils piles	500,000	-	363,312	337,048	337,048	0	26,264	OPEN
Lake Erie	Boat Launch Roof Repair	Repair roof at Boat Launch	-	-	12,350	12,350	12,350	0	0	COMPLETED
Lake Erie	Golf Starter Building Shingle Roof Repair	Shingle repairs at golf starter building	-	-	22,301	22,301	22,301	0	0	COMPLETED
Lake Erie	Repair to Boat Launch Parking Lot		40,000	-	0	0	0	0	0	
Wolcott	Fill in Raceway at Mill	Project to look at filling in the raceway beneath the Mill	-	-	0	0	0	0	0	
Wolcott	Demo & Cleanup of new aquired Wolcott Property	Demolish existing structures on newly acquired Wolcott property	50,000	-	0	0	0	0	0	
Indian Springs	Replace Pump intakes, Electric Panel & Connections at Golf Course	Replace pump intakes, electric panel, and connections	260,000	-	0	0	0	0	0	
Huron Meadows	Emergency Irrigation Pump VFD	Emergency Irrigation Pump VFD	-	-	20,030	20,030	20,030	0	0	COMPLETED
Huron Meadows	Pumphouse pump Repairs & Replacement	Pumphouse pump Repairs & Replacement	150,000	-	0	0	0	0	0	
			\$ 3,566,210	\$ 368,239	\$ 1,898,144	\$ 1,153,998	\$ 1,300,951	\$ 588,616	\$ 102,451	

HURON-CLINTON METROPOLITAN AUTHORITY

To: Board of Commissioners
From: Shedreka Miller, Chief of Finance
Subject: Report – Monthly Capital Project Fund
Date: February 3, 2025

Action Requested: Motion to Receive and File

That the Board of Commissioners receive and file the Capital Project Fund report as submitted by Shedreka Miller and staff.

Background: In 2018, the Board of Commissioners approved the creation of a capital project fund. To improve the information provided on specific capital improvement projects Finance is working on developing a monthly performance report.

The following columns of data are provided by project:

- Life-To-Date Total Project Budget
- Year-To-Date Total Project Expenditures
- Life-To-Date Total Project Expenditures
- Current Project Encumbrances (Funds committed through the purchase order process)
- Balance (Life-To-Date Budget less Life-To-Date Expenditures and Current Encumbrances)

This information has now been augmented to include the original budget. In addition, a page has been added which provides a more detailed description of the project as well as the current status of the project and the current estimate of what year the project will be completed. It is anticipated that this additional information will allow the Board of Commissioners as well as the general public to stay up-to-date on the capital project work underway throughout the Metroparks.

Expenditures during December 2024 were primarily related to design & construction costs of projects. The following projects had significant amounts of contracted expenses during the month:

- Lake St Clair – Power Cable Replacement
- Lake Erie – Hike Bike Trail Reconstruction 2024
- Wolcott – Schmidt Property Demolition

Attachment: December 2024 Capital Project Fund Update

Capital Project Status Report

As of 12/31/2024

Location	Project Title	Original Budget	Amended Budget	Year to Date Transactions	Life to Date Transactions	Life to Date Encumbrance	Remaining Budget	Available Grant Funding
Admin Office	Boiler Replacement	100,000	104,098	4,098	4,098	0.00	100,000	
Lake St Clair	Electrical Grid Replacement	802,216	591,980	56,625	195,607	600.26	395,772	
Lake St Clair	Beach Restoration	400,000	484,209	17,000	470,984	0.00	13,225	300,000
Lake St Clair	Wood Bridge near Interpretive Center Replacement	62,000	293,559	20,070	46,344	12,704.86	234,511	
Lake St Clair	Rework Electrical for Permanent Tollbooths to Connect to 4th	50,000	90,035	84,595	90,035	0.00	0	
Lake St Clair	North Marina Renovation Design	600,000	615,543	108,853	108,853	273,749.60	232,940	294,000
Lake St Clair	Greening the Parking Lot-ELGE State High Water	1,875,000	1,900,631	25,178	25,631	0.00	1,875,000	1,500,000
Lake St Clair	North Marina Renovation Construction	6,000,000	6,000,000	0	0	0.00	6,000,000	5,000,000
Lake St Clair	West Boardwalk Redevelopment	1,000,000	1,000,000	0	0	0.00	1,000,000	500,000
Lake St Clair	MS4 Drainage Reconstruction	125,000	125,000	0	0	0.00	125,000	
Lake St Clair	Transformer Replacement at Marina	70,000	70,000	47,350	47,350	0.00	22,650	
Lake St Clair	Admin/Food Bar Building Roof Replacement	-	680	680	680	0.00	0	
Lake St Clair	Power Cable Replacement	-	274,468	380,290	380,290	0.00	(105,822)	
Kesington	Accessible Path from N Hickory Shelter to Restroom	65,000	66,273	0	1,273	0.00	65,000	
Kesington	Accessible Path from S Martindale Shelter to Vault & Beach	85,000	85,954	0	954	0.00	85,000	
Kesington	Accessible Path from N Martindale Shelter to Beach	30,000	30,354	0	354	0.00	30,000	
Kesington	Install EV Charging Station	67,000	67,000	0	0	0.00	67,000	
Kesington	Hike Bike Trail Reconstruction 2024	-	3,946	3,946	3,946	0.00	0	
Delhi	Delhi Launch & Take Out Renovations	306,000	711,459	83,803	93,209	0.00	618,250	306,000
Lower Huron	Iron Bell Trail Project	716,700	953,434	10,846	801,797	(0.00)	151,637	532,075
Lower Huron	Walnut Grove Campground Improvements	784,600	801,011	18,347	19,254	0.00	781,757	450,000
Lower Huron	Off Leash Dog Area Development	330,800	330,800	0	0	0.00	330,800	165,400
Lower Huron	New Slide Structure at Turtle Cove	1,600,000	1,637,349	0	289,479	0.00	1,347,870	
Lower Huron	Iron Belle Trail Guardrail Additions	29,400	29,539	25,775	25,914	0.00	3,625	
Lower Huron	Hike Bike Trail Reconstruction 2024	-	498,592	1,684	1,684	496,908.00	0	
Hudson Mills	Picnic Area Development at Canoe Launch	385,500	564,720	22,173	57,988	512,072.84	(5,341)	192,700
Hudson Mills	Accessible Access to Activity Center Shelter	40,000	41,280	1,068	1,280	0.00	40,000	
Hudson Mills	Convert Gas Storage Tanks for Above Ground	150,000	127,273	4,301	4,301	0.00	122,971	
Hudson Mills	Golf Course Lightning Detection System	-	35,000	27,370	27,370	0.00	7,630	
Hudson Mills	Hike Bike Trail Reconstruction 2024	-	772	772	772	0.00	0	
Hudson Mills	Pickle Ball Court Construction	-	1,366	1,366	1,366	0.00	0	
Stony Creek	Golf Course Pumphouse & Irrigation System Replacement	1,000,000	3,010,162	1,244	238,323	0.00	2,771,838	
Stony Creek	Seawall Repair & Washington Twp Fire Dept Boat Pier	570,000	1,240,347	1,158,864	1,256,897	24,999.90	(41,549)	
Stony Creek	Reflection Nature Trail Improvements	931,200	1,090,395	78,488	184,564	53,413.81	852,418	465,600
Stony Creek	Hike Bike Path & Bridge Replacement btwn Winter Cove & Mt Verno	800,000	85,008	1,070	5,008	0.00	80,000	
Stony Creek	Install Electricity at 4th Tollbooth	20,000	20,000	0	0	0.00	20,000	
Stony Creek	Install EV Charging Station	67,000	67,000	0	0	0.00	67,000	
Stony Creek	Shared Use Trail Bridge Main Loop	245,000	245,000	0	0	0.00	245,000	
Willow	Big Bend Shoreline Protection	501,593	785,183	285	654,267	0.30	130,915	399,010
Willow	Washago Pond Restoration	903,697	928,656	14,393	41,904	0.00	886,752	
Willow	Accessible Path from Fox Meadows N & S Shelters to Pool	65,000	65,000	0	0	0.00	65,000	
Willow	Golf Course Pumphouse Upgrades	260,000	264,097	0	4,364	0.00	259,733	
Willow	Roof Replacement at Golf Course Clubhouse	70,000	119,832	98,390	98,390	28,798.25	(7,356)	
Willow	UST Fuel Pump Removal & Replacement at Golf Course	230,000	230,000	0	0	0.00	230,000	
Willow	Salt Storage Curtain Closure	20,000	20,000	0	0	0.00	20,000	
Willow	Install EV Charging Station	66,000	67,752	1,223	1,752	0.00	66,000	
Willow	Golf Cart Barn Electrical Retrofit	200,000	247,654	234,135	234,135	0.00	13,519	
Willow	Hike Bike Trail Reconstruction 2024	-	756,216	219	219	755,997.00	0	
Oakwoods	Accessible Nature Trail Development	248,000	507,685	89,914	535,044	0.00	(27,359)	124,000
Oakwoods	Flat Rock Dam Removal Feasibility	755,000	776,287	272,696	483,196.20	49,291.31	243,799	730,000
Oakwoods	Hike Bike Trail Reconstruction 2024	-	531,734	584	584.38	531,149.50	1	
Lake Erie	Shoreline and Fish Habitat Restoration	1,600,000	2,112,191	0	1,925,661.24	25,139.40	161,390	1,923,301
Lake Erie	Accessible Kayak Launch with Area Development	245,000	245,546	0	545.73	0.00	245,000	122,500
Lake Erie	Cherry Island Nature Trail Improvements	870,800	1,017,903	14,857	59,564.46	0.00	958,339	600,000
Lake Erie	Protecting Lake Erie Marsh with Green Infrastructure	657,743	822,707	344,480	564,973.61	0.00	257,733	483,500
Lake Erie	Wave Pool Renovation	4,000,000	7,022,480	140,172	287,378.38	78,352.00	6,656,750	1,000,000
Lake Erie	Resurface Outdoor Courts with Sport Tile	60,000	70,702	73,186	73,255.19	0.00	(2,554)	
Lake Erie	Hike Bike Trail Reconstruction 2024	-	656,778	608,324	608,324.33	78,303.76	(29,850)	
Lake Erie	Golf Course Starter Building Roof Replacement	-	80,807	3,807	3,806.88	77,000.00	0	
Wolcott	Farm to Mill Trail Connector	1,000,000	1,001,033	0	1,032.94	0.00	1,000,000	
Wolcott	Schmidt Property Demolition	-	151,048	129,636	129,635.80	55,676.00	(34,264)	
Wolcott	Replace Roof on Mile Barn	150,000	150,000	0	0.00	0.00	150,000	
Indian Springs	Golf Course Pump House Upgrades	150,000	583,710	2,113	34,308.87	0.00	549,401	
Indian Springs	Playground Redevelopment at Meadow Lark	600,000	622,986	297,475	629,965.25	0.00	(6,980)	
Indian Springs	Electrical Conversion at Golf Building	230,000	336,465	39,832	227,642.27	20,762.36	88,061	
Indian Springs	UST Removal at Golf Course	200,000	115,919	72,962	72,961.69	0.00	42,957	
Indian Springs	Healing the Huron River Headwaters-Tree Planting & Restoration	100,000	100,986	10,285	100,852.00	0.00	134	100,000
		32,490,249	43,685,592	4,634,824	11,159,369	3,074,919	\$ 29,451,304	\$ 15,188,086



HURON-CLINTON METROPOLITAN AUTHORITY

To: Board of Commissioners
From: Amy McMillan, Director
Project Title: Purchases – Total Spent and Vendor Locations
Date: February 6, 2025

Action Requested: Receive and File

That the Board of Commissioners receive and file the update for total spent and vendor locations as submitted by Director Amy McMillan and staff.

Background: Each month the Purchasing Department summarizes the total amount spent on capital equipment purchases, major maintenance, and park projects and includes the location of vendors, either within or outside the Metroparks five-county region as well as the effect of DEI, living wage, and the Metroparks local preference policy.

Attachment: Award Requests

Award Requests for February 2025

Vendor	Vendor Location	Description	Park Location	Total Request	Five-County	Greater Michigan	Outside Michigan	Effect of DEI, Living Wage, and Local Preference Policies
Lunghamer Ford	Owosso, MI	Two Ford Escape Hybrid Vehicles, one Ford Explorer, one Ford Maverick Hybrid, and four Police Interceptors	Administrative Office, Kensington Metropark, Willow Metropark, and Hudson Mills Metropark	\$326,104.00		\$326,104.00		
Michigan CAT	Novi, MI	Caterpillar Wheel Loader	Lower Huron Metropark	\$130,012.39	\$130,012.39			
Boullion Sales	Dexter, MI	Kubota RTV	Hudson Mills Metropark	\$29,702.40	\$29,702.40			
Weingartz	Utica, MI	Kubota RTV	Stony Creek Metropark	\$36,594.27	\$36,594.27			
Great Lakes Composite	Troy, MI	Paddle Wheeler Pedal Boats	Stony Creek & Kensington Metropark	\$52,000.00	\$52,000.00			
Pro Pump and Controls Inc.	Troutman, NC	Huron Meadows Golf Course Pump Skid Replacement	Huron Meadows Metropark Golf Course	\$190,277.65			\$190,277.65	
Wensco Sign Supply	Farmington Hills, MI	Sign Foam Material	Authority-Wide	\$50,923.86	\$ 50,923.86			
Big Lakes Lawn Care	Macomb, MI	Mulch Installation	Authority-Wide	\$67,124.00	\$ 67,124.00			Y
True North Asphalt	Madison Heights, MI	Hike Bike Trail Reconstruction	Hudson Mills Metropark	\$230,790.00	\$230,790.00			
Asphalt Specialists, LLC	Pontiac, MI	Hike Bike Trail Reconstruction	Kensington Metropark	\$517,961.00	\$517,961.00			Y
WTA Architects	Saginaw, MI	Lake St. Clair Pool Assessment	Lake St. Clair Metropark	\$65,400.00		\$ 65,400.00		
DTE	Clinton Township, MI	DTE Electrical Service Agreement	Lake St. Clair Metropark	\$2,165,437.25	\$2,165,437.25			Y
Spence Brothers, Inc.	Ann Arbor, MI	Wave Pool Renovation	Lake Erie Metropark	\$7,998,000.00	\$7,998,000.00			Y
Totals:				\$11,860,326.82	\$11,278,545.17	\$391,504.00	\$190,277.65	
Percent of Total Award Request:					95.09%	3.30%	1.60%	



HURON-CLINTON METROPOLITAN AUTHORITY

To: Board of Commissioners
From: Amy McMillan, Director
Project Title: Update - Purchases over \$10,000
Date: February 6, 2025

Action Requested: Receive and File

That the Board of Commissioners receive and file the update for purchases over \$10,000, up to, and including \$25,000 as submitted by Director Amy McMillan and staff.

Background: On May 9, 2013, the Board approved the updated financial policy requiring the Director to notify the Board of purchases exceeding \$10,000, up to, and including \$25,000.

The following list contains purchases exceeding the \$10,000 threshold:

<u>Vendor</u>	<u>Description</u>	<u>Price</u>
Choozle Inc.	Winter Campaign Digital and Social Ads	\$20,000.00
Faster Asset Solutions	Annual Support Upgrade	\$11,015.68
ECT	Lake Erie GI Stewardship	\$17,200.00
Roberts Co.	Well Repair & new pump install	\$13,596.00
Fishbeck	UST Removal Indian Springs Golf	\$21,079.00
Kraemer Design	Design Meeting Phase Fee	\$22,000.00
Oakland County Treasurer	Clemis Fees	\$14,510.86
Cribley Drilling Co.	Well Replacement	\$14,071.00



HURON-CLINTON METROPOLITAN AUTHORITY

To: Board of Commissioners
Prepared By: Neil Eby, Purchasing Supervisor
Project No: MiDeal # MA240000001208
Project Title: Cooperative Purchase of Two Ford Escape Hybrid Vehicles
Location: Administrative Office
Date: February 3, 2025

Action Requested: Motion to Approve

That the Board of Commissioners approve the cooperative purchase of two new 2025 Ford Escape Hybrid Vehicles for a total cost of \$71,260.00 from Lunghamer Ford of Owosso, MI through the State of Michigan's MiDeal cooperative contract # MA240000001208 as recommended by the Purchasing Department.

The new vehicles will replace existing Interpretive unit #6 and add to our available pool vehicles.

Fiscal Impact: Funds will come from the 2025 Board-approved Capital Equipment Budget. The total purchase price of \$71,260.00 is \$3,740.00 in favor of the budget.

Vehicle	Budget	Purchase Price
Pool Vehicle	\$30,000	\$34,123.00
Department Vehicle	\$45,000	\$37,137.00
Total	\$75,000	\$71,260.00

Scope of Work: Furnish and deliver two 2025 Ford Escape Hybrid Vehicles.

Background: Pricing was obtained using MiDeal cooperative contract MA240000001208. The vehicles will be ordered with Ford, with no current production date.



HURON-CLINTON METROPOLITAN AUTHORITY

To: Board of Commissioners
Prepared By: Neil Eby, Purchasing Supervisor
Project No: Sourcewell Contract #011723-CAT
Project Title: Cooperative Purchase of One Caterpillar Wheel Loader
Location: Lower Huron Metropark
Date: February 3, 2025

Action Requested: Motion to Approve

That the Board of Commissioners approve the cooperative purchase of a Caterpillar 906 High Flow ARW Wheel Loader for \$130,012.39 from Michigan CAT of Novi, MI through Sourcewell Contract #011723-CAT as recommended by the Purchasing Department.

The new Wheel Loader will replace the existing backhoe unit 1690 at Lower Huron Metropark.

Fiscal Impact: Funds will come from the 2025 Board-approved Capital Equipment Budget. The purchase price of \$130,012.39 is \$3,987.61 in favor of the budget.

Scope of Work: Furnish and deliver one Caterpillar 906 High Flow ARW Wheel Loader.

Background: HCMA is eligible to participate in the Sourcewell vehicle and equipment purchasing program. Through the Sourcewell cooperative contract #011723-CAT a quote was solicited from Michigan CAT. The equipment has a current delivery estimate of March 2025.



HURON-CLINTON METROPOLITAN AUTHORITY

To: Board of Commissioners
Prepared By: Neil Eby, Purchasing Supervisor
Project No: MiDeal # MA240000001208
Project Title: Cooperative Purchase of One Ford Explorer
Location: Administrative Office
Date: February 3, 2025

Action Requested: Motion to Approve

That the Board of Commissioners approve the cooperative purchase of a new 2025 Ford Explorer for a total cost of \$40,440.00 from Lunghamer Ford of Owosso, MI through the State of Michigan's MiDeal cooperative contract # MA240000001208 as recommended by the Purchasing Department.

The new vehicle will replace existing unit #1.

Fiscal Impact: Funds will come from the 2025 Board-approved Capital Equipment Budget. The purchase price of \$40,440.00 is \$4,560.00 in favor of the budget.

Scope of Work: Furnish and deliver one Ford Explorer.

Background: Pricing was obtained using MiDeal cooperative contract MA240000001208. The vehicle will be ordered with Ford, with no current production date.



HURON-CLINTON METROPOLITAN AUTHORITY

To: Board of Commissioners
Prepared By: Neil Eby, Purchasing Supervisor
Project No: MiDeal # MA240000001208
Project Title: Cooperative Purchase of One Ford Maverick Hybrid Truck
Location: Kensington Metropark
Date: February 3, 2025

Action Requested: Motion to Approve

That the Board of Commissioners approve the cooperative purchase of a new 2025 Ford Maverick Hybrid Pickup Truck for a total cost of \$33,720.00 from Lunghamer Ford of Owosso, MI through the State of Michigan's MiDeal cooperative contract # MA240000001208 as recommended by the Purchasing Department.

The new vehicle will replace existing unit #143.

Fiscal Impact: Funds will come from the 2025 Board-approved Capital Equipment Budget. The purchase price of \$33,720.00 is \$1,280.00 in favor of the budget.

Scope of Work: Furnish and deliver one Ford Maverick Truck.

Background: Pricing was obtained using MiDeal cooperative contract MA240000001208. The vehicle will be ordered with Ford, with no current production date.



HURON-CLINTON METROPOLITAN AUTHORITY

To: Board of Commissioners
Prepared By: Neil Eby, Purchasing Supervisor
Project No: Sourcewell Contract 031121
Project Title: Cooperative Purchase of two Kubota RTV's
Location: Hudson Mills Metropark, Stony Creek Metropark
Date: February 3, 2025

Action Requested: Motion to Approve

That the Board of Commissioners approve the cooperative purchase of two (2) Kubota RTV's at a total cost of \$66,296.67, one each from Boullion Sales of Dexter, MI and Weingartz of Utica, MI through the cooperative Sourcewell contract #031121 as recommended by the Purchasing Department.

The new Kubota RTV's will replace existing equipment unit #1100 at Hudson Mills Metropark and unit #630 at Stony Creek Metropark.

Fiscal Impact: Funds will come from the 2025 Board-approved Capital Equipment Budget. The total purchase price of \$66,296.67 is \$5,703.33 in favor of the budget.

Scope of Work: Furnish and deliver Kubota vehicles as follows:

Park	Vendor	Budget	Purchase Price
Hudson Mills	Boullion Sales	\$32,000	\$29,702.40
Stony Creek	Wenigartz	\$40,000	\$36,594.27
Total		\$72,000	\$66,296.67

Background: HCMA is eligible to participate in the Sourcewell vehicle and equipment purchasing program. Through the Sourcewell cooperative contract #031121 quotes were solicited from both Boullion Sales and Weingartz. The purchase was split between the two vendors due to proximity to each park that is needing equipment.



HURON-CLINTON METROPOLITAN AUTHORITY

To: Board of Commissioners
Prepared By: Patty Barthelmes, Buyer
Project Title: Sole Source Paddle Wheeler Pedal Boats
Location: Stony Creek, Kensington
Date: February 3, 2025

Action Requested: Motion to Approve

That the Board of Commissioners approve the sole source purchase of Paddle Wheeler pedal boats for \$48,042.88 from Great Lakes Composite, LLC of Troy, Michigan as recommended by the Purchasing Department.

Fiscal Impact: The funds are included in the Board-approved 2025 Budget, which allowed a total of \$52,000 for this purchase. The total cost is \$3,957.12 in favor of the budget.

Scope of Work: Furnish and deliver ten Paddle Wheeler pedal boats to Stony Creek and two Character Boats to Kensington as specified.

Background: Great Lakes Composite, LLC is the manufacturer and sole source distributor of Paddle Wheeler brand pedal boats. The Metroparks has an existing fleet of Paddle Wheeler pedal boats. Sticking with this brand will allow for consistency in maintenance and match the existing fleets.

The Purchasing Department requests approval to proceed with the purchase.



HURON-CLINTON METROPOLITAN AUTHORITY

To: Board of Commissioners
Prepared By: Neil Eby, Purchasing Supervisor
Project Title: ITB 2025-001
Location: Huron Meadows Golf Course
Date: February 3, 2025

Action Requested: Motion to Approve

That the Board of Commissioners approve the purchase for the furnishing, delivery, and installation of one new premanufactured, skid mounted pump station for use at Huron Meadows Golf Course from Pro Pump and Controls Inc., of Troutman, NC for \$190,277.65, as recommended by the Purchasing Department.

Fiscal Impact: The funds are included in the Board-approved 2025 Capital Projects Budget, which allowed a total of \$250,000 for this purchase. The total cost is \$59,722.35 in favor of the budget.

Scope of Work: Pro Pump and Controls, Inc., will be responsible for the following scope of work items.

- Removal & disposal of existing pump in an approved manner
- Assess existing site for compatibility with new pump system, ensuring access to utilities needed for proper function, prior to install
- Install new pump station, including installation of any associated piping, valves, fitting, and all other necessary connections required for proper function
- Perform start-up, testing, and installation of the pump station and installed components per the manufacturer's standards
- Verify all safety systems, and controls are performing after installation, per manufacturer's requirements
- Work performed shall include all necessary and minor items to facilitate the removal and complete turnkey installation of the pump station

Background: The HCMA Purchasing Department posted ITB 2025-001 to BidNet Direct on January 2nd, 2025, which provided notice to 940 vendors. 82 vendors downloaded the solicitation, and 5 provided bids.

Pro Pump and Controls, Inc., was the lowest responsive and responsible bidder.

The Purchasing Department requests approval to proceed with the purchase.



HURON-CLINTON METROPOLITAN AUTHORITY

To: Board of Commissioners
Prepared By: Neil Eby, Purchasing Supervisor
Project No: MiDeal # MA240000001208
Project Title: Cooperative Purchase of Four Police Interceptors
Location: Kensington Metropark, Willow Metropark, Hudson Mills Metropark
Date: February 3, 2025

Action Requested: Motion to Approve

That the Board of Commissioners approve the cooperative purchase of four (4) new 2025 Ford Police Interceptors for a total cost of \$180,684.00 from Lunghamer Ford of Owosso, MI through the State of Michigan's MiDeal cooperative contract # MA240000001208 as recommended by the Purchasing Department.

The new vehicles will replace two existing units at Kensington (#845, #321), one unit at Willow (#569) and one unit at Hudson Mills (#418).

Fiscal Impact: Funds will come from the 2025 Board-approved Capital Equipment Budget. The purchase price of \$180,684.00 is \$9,316.00 in favor of the budget.

Scope of Work: Furnish and deliver four (4) Police Interceptors.

Background: Pricing was obtained using MiDeal cooperative contract MA240000001208. The vehicle will be ordered with Ford, with no current production date.



HURON-CLINTON METROPOLITAN AUTHORITY

To: Board of Commissioners
Prepared By: Neil Eby, Purchasing Supervisor
Project No: 2025-003
Project Title: Sign Foam Material
Location: Authority Wide
Date: February 3, 2025

Action Requested: Motion to Approve

That the Board of Commissioners approve the award of ITB 2025-003 to Wensco Sign Supply of Farmington Hills, MI in the amount of \$50,923.86 for the purchase of sign foam material for use throughout the park system as recommended by the Purchasing Department.

Fiscal Impact: Funds will come from the Board-Approved Planning Department 2025 Budget, which allowed a total of \$100,000 for Entry and Facility Sign Materials. The purchase is \$49,076.14 in favor of the budget.

Scope of Work: Supply and deliver sign foam material.

Process: HCMA issued ITB 2025-003 on January 17, 2025, for sign foam material. The ITB was posted on the Michigan Intergovernmental Trade Network (MITN) website, which provided notice of the solicitation to 191 vendors, from which 11 vendors downloaded the ITB. Six bids were received for the sign material, which are summarized in the table below:

Vendor	Vendor Location	Bid Price
ConServ Company	Sidney, NE	\$57,763.22
Holzberg	Totowa, NJ	\$58,840.22
Michigan Tech Partners LLC	Davie, FL	\$55,717.62
Signlanguage Labs	Santee, CA	\$84,376.00
Technology International Inc	Lake Mary, FL	\$66,684.00
Wensco Sign Supply	Farmington Hills, MI	\$50,923.86

The bids are all inclusive, covering both materials and delivery costs.

The Purchasing Department requests approval to proceed with the purchase.



HURON-CLINTON METROPOLITAN AUTHORITY

To: Board of Commissioners
From: Mike Lyons, Deputy Director
Project Title: Liquor License
Location: Lake St. Clair
Date: February 13th, 2025

Action Requested: Motion to Proceed

That the Board of Commissioners allow staff to proceed in working to sell the Lake St. Clair Liquor License.

Fiscal Impact:

Current liquor licenses selling prices available on brokerage sites range from \$40,000 - \$60,000.

Background:

In 2021, Lake St. Clair Metropark discontinued the use of its Class C liquor license at the Thomas Welsh Activity Center, and subsequently placed the license into escrow. The license can remain in escrow for up to five years, with the term set to expire on April 30, 2026. By this date, the license must either be removed from escrow, put into service, transferred, or sold.

When the license was active, an exclusive caterer model was utilized at the Activity Center, limiting rental groups to a single caterer, who was listed on the license. This approach presented challenges, as some groups preferred more catering options. In 2021, following the license's placement into escrow, rental groups were allowed to select catering companies that possessed a valid liquor license with a traveling catering endorsement per Michigan Liquor Commission rules, thus expanding the pool of available options. This model has proven to be more favorable, and we prefer to continue with this model moving forward.

If the license remains in escrow beyond the April 2026 deadline, it will be forfeited with no compensation. Given this, we believe the most prudent course of action is to work toward selling the license on the open market.



To: Board of Commissioners
From: Janet Briles, Chief of Planning and Development
Project No: 800-25-026
Project Title: Bids – Authority-Wide Mulch Installation
Location: Kensington, Indian Springs, Stony Creek, Dexter-Huron, Delhi, Lower Huron, Willow, Lake Erie, Wolcott Mill, Huron Meadows, Hudson Mills
Date: February 13, 2025

Action Requested: Motion to Approve

That the Board of Commissioners award Big Lakes Lawncare LLC in Macomb, MI for \$67,124 to replace wood fiber playground surfacing at 11 Metroparks as recommended by Chief of Planning and Development Janet Briles and staff.

Fiscal Impact: Mulch replenishment was budgeted in 2025 in the individual operation budgets for each of the 11 Metroparks listed above. The project is \$4,876 in favor of the budget.

Scope of Work: Replenishment of wood fiber playground surfacing (playground mulch).

Background: The project is part of the annual playground mulch replenishment for the Metroparks.

The Metroparks has a local preference policy for goods and services valued at \$2,500 or more, allowing the opportunity for contracts to be awarded to local businesses if their bids fall within 5% of the lowest bid (up to a \$5,000 difference).

Two local vendors submitted tied bids at \$69,200, which was \$2,076 higher than the lowest bid (within 3%). Both agreed to match the lowest bid, which was submitted by an out-of-state vendor. Big Lakes Lawncare LLC is recommended for the award based on the bid submission timeline of the two tied vendors.



To: Board of Commissioners
From: Danielle Mauter, Chief of Marketing and Communications
Subject: Metroparks Major Media Buy: Choozle
Date: 2/7/2025

Action Requested: Motion to Approve

That the Board of Commissioners approve the following major media buy from Choozle as recommended by Chief of Marketing and Communications, Danielle Mauter and staff.

PRICING/BUDGET BREAKDOWN:

Asking to approve spending with Choozle for up to \$170,600 through June 2025. A future approval for July-December will come at a later date.

Fiscal Impact: Budgeted. This amount includes budget from multiple ad type line items in the previously approved marketing budget and plan.

Background:

In 2024, marketing staff evaluated multiple programmatic advertising platforms and selected Choozle to place programmatic ads in 2024. The first year with the platform was a big success, with certain ad types seeing a 75% increase in performance compared to previous years with different vendors. Additionally, ad campaigns were managed internally giving us more control and better reporting with more targeting options to better reach target audiences. Staff are recommending to continue work with the Choozle platform in 2025.

We have planned campaign spending through June 2025, but will bring July-December campaigns back at a later date. This is to ensure greater accuracy in the amounts required than previous years.



To: Board of Commissioners
From: Danielle Mauter, Chief of Marketing and Communications
Subject: Metroparks Major Media Buy: 3Sixty Interactive
Date: 2/7/2025

Action Requested: Motion to Approve

That the Board of Commissioners approve the following major media buy from 3Sixty Interactive as recommended by Chief of Marketing and Communications, Danielle Mauter and staff.

PRICING/BUDGET BREAKDOWN:

Asking to approve spending with 3Sixty Interactive for up to \$100,000 through June 2025.

Fiscal Impact: Budgeted. This amount includes budget for social media advertising line items in the previously approved marketing budget and plan.

Background:

In 2020, Marketing staff completed a competitive bid process and the Board approved an award of a 10 months (Mar-Dec 2020) for 3Sixty Interactive with up to four (4) one-year Extensions for social media ad placement services. Staff have been working with 3Sixty since that time, but the contract term expired at the end of 2024. Social media ad placements were still being satisfactorily placed and optimized and achieving higher than average results. However, staff would like to pursue an RFQ process in 2025 to explore potential new and additional vendors for this work.

In order to allow time for that process appropriately without causing a lapse in social media advertising, staff is requesting this approval to use the vendor that has demonstrated success and familiarity with the Metroparks. A future approval for the remaining social media ad budget will come back to the board at the conclusion of a RFQ process.



To: Board of Commissioners
From: Danielle Mauter, Chief of Marketing and Communications
Subject: 2024 Annual Volunteer Report
Date: 2/5/2025

Action Requested: Motion to Receive and File

That the Board of Commissioners receive and file 2024 Annual Volunteer Report as recommended by Chief of Marketing and Communications, Danielle Mauter, and staff. This report includes a year-end update on 2024 public volunteer efforts and looks forward to updates for 2025.

HURON-CLINTON METROPARKS 2024 VOLUNTEER ANNUAL REPORT

FEBRUARY 2025

Administrative Office
13000 High Ridge Drive
Brighton, MI 48114



[METROPARKS.COM](https://www.metroparks.com)

OVERVIEW

The Metroparks Volunteer Program supports the Metroparks mission, vision and Strategic Plan by engaging individual and group volunteers in meaningful activities and projects that compliment the efforts of staff and expand what is possible in a single year.

In 2024, over 626 volunteers (public days plus golf) assisted Metroparks staff with various needs across the Metroparks – from land management and invasive species removal, to lending support to Interpretive Centers’ programs and recreation events, and on the golf courses. We know the number of total volunteers and hours is higher than this, but due to staff turnover and a gap in hours tracking, this is what can confidently be reported on in 2024.

Dedicated volunteers play a vital role in helping the Metroparks remain a pristine and treasured regional destination. Their support allows the Metroparks to accomplish more than staff hours alone can manage, provides larger regional impacts and fosters the environmental stewards of tomorrow. That is why the volunteer program will be reviewed and revitalized in 2025 to more closely support the current needs and goals of the organization into the future.



VOLUNTEER HIGHLIGHTS

PUBLIC VOLUNTEER DAYS

Metroparks offered a variety of public volunteer days in 2024. The majority of these events were hosted through the Natural Resources department who facilitate monthly volunteer days to support management activities. The other events were Earth Day Cleanups tied to that spring holiday. All these public volunteer days required registration through RecTrac activity module and allow staff to analyze participation for future improvements. Some of these charts can be seen on the next page.

Natural Resources volunteer days included invasive shrub removal and native seed collection, vital to the sustainability of our Metroparks natural resources. Volunteers are an essential part of our fight against invasive plant species and the continued work of restoring and conserving our natural areas. Without the work of our volunteers, many native plants, wildflowers and animals would be crowded out by invasives.

**16 PUBLIC
VOLUNTEER EVENTS**

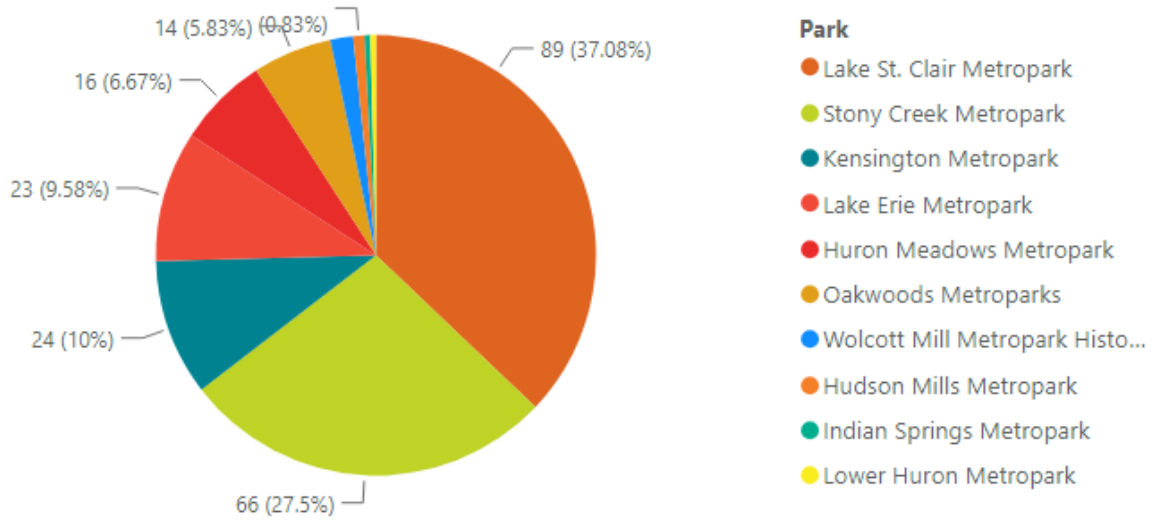
**240 REGISTERED
VOLUNTEERS**

Overall in 2024, 16 public volunteer day programs were offered with 240 total registered participants.

Of those, the Natural Resources department hosted 10 workdays with 130 volunteers and 302 hours.



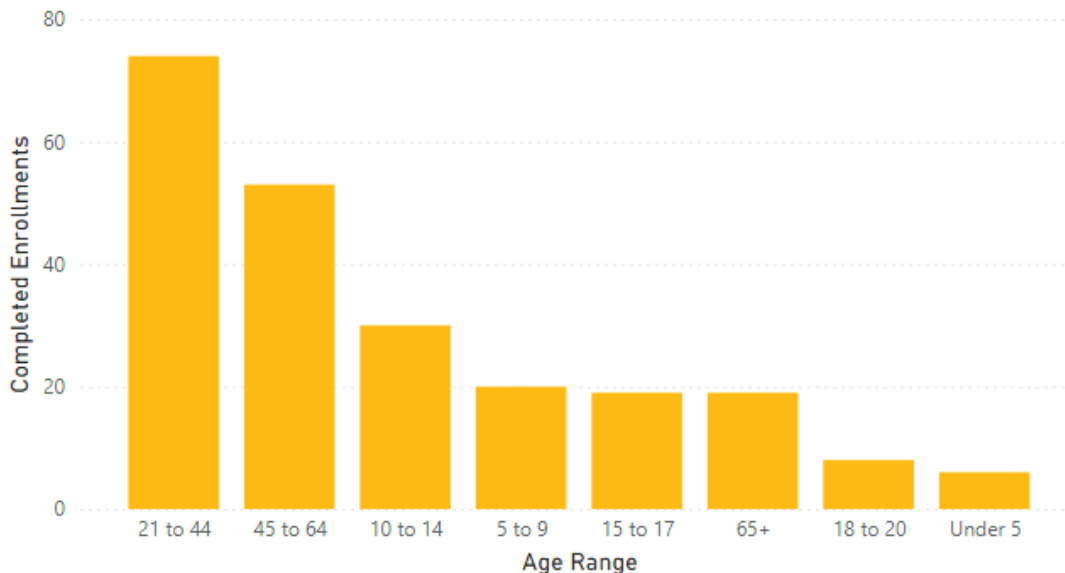
Registrations by Park



From the chart above you can see that registrations for public volunteer days in 2024 were spread throughout the system with Lake St. Clair, Stony Creek and Kensington Metroparks being the top three parks for volunteering registrations.

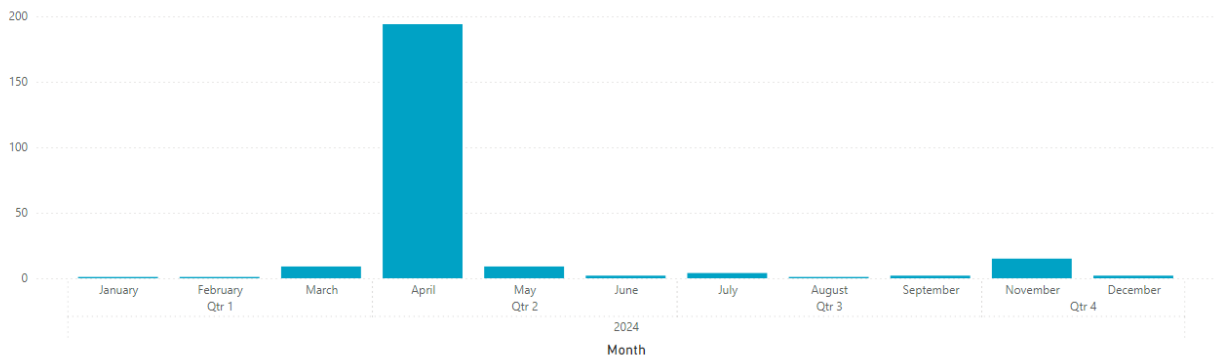
The graph below shows that the majority of volunteers fall in the ages of 21 – 64, but that we have some younger volunteers as well. This shows that in certain cases, volunteers are bringing their children and grandchildren with them to foster that sense of stewardship. Additionally, scout troops and even staff's children at Take Your Kid to Work Day got their hands dirty doing volunteer work alongside the Natural Resources department. We would like to see those numbers increase in future years.

Registrations by Age Range



Registrations by month show a spike in April aligned with Earth Day Cleanups. It is clear the public feels more motivated to volunteer when aligned with a holiday and time of year that gets them thinking about the importance of stewardship and volunteering. That is why, in 2024, the Natural Resources team made the change to title and theme the majority of their hosted volunteer days in the last half of year to align with a stewardship related holiday like National Trails Day, World Wetlands Day, etc.

Registrations By Month, Quarter, Year



GOLF VOLUNTEERS

Golf volunteers play a vital role in the golfer experience on our golf courses. Volunteers continued to be an asset for Metroparks golf courses in 2024. Primarily staged at the first tee, volunteers promote friendly customer service while keeping pace of play moving. They provide course knowledge to golfers while ensuring players tee off in a timely fashion. Occasionally, volunteers help with other assignments such as fixing divots on greens/tees, cleaning up driving ranges and collecting trash around the course/parking lots.

2,310
Volunteer
Hours

In 2024, 386 golf volunteers put in 2,310 volunteer hours to support our golf operations.



LOOKING AHEAD TO 2025

VOLUNTEER PROGRAM REVIEW

As part of the 2025 Marketing Plan, the Metroparks has committed to reestablishing and revitalizing the volunteer program. The goal is to establish a clear program plan that has been collaborated with all departments and levels of operations staff by July 1, 2025.

The Metroparks annually use volunteers for a variety of reasons, but in recent years, the program has seen declines in participation, along with national trends in volunteerism. Staff and past volunteer listening sessions will be held to hear what has worked in the past, what opportunities for improvement we have and what staff at the operational level are looking for volunteers to help accomplish. Then a complete understanding on volunteer legal paperwork requirements and incentives “rules and restrictions” will be sought to help build a program that fits all the Metroparks requirements.

At a minimum, the volunteer program plan will include:

- A set of clearly defined goals and outcomes for volunteerism in the Metroparks.
- An updated, external facing, Volunteer handbook. This will be reviewed and vetted by multiple levels of staff involved in the process.
- Updated content for the volunteering section of the website.
- A defined file management system for volunteer related documents that meets record management rules.
- A defined way of tracking volunteer hours and reporting on it.
- A volunteer recruitment plan for the various types of volunteering defined in the goals.
- A written internal process document that includes all of the above along with roles and responsibilities along the volunteer process. This document will be reviewed by staff at multiple levels of the process to ensure understanding and clearness.
- A roll out plan to share this revamped plan with all staff and answer questions.





To: Board of Commissioners
From: Artina Carter, Chief of Diversity, Equity and Inclusion
Subject: Report – DEI Monthly Update
Date: January 30, 2025

Action Requested: Motion to Receive and File

That the Board of Commissioners receive and file the February 2025 DEI report as recommended by Chief of Diversity, Equity and Inclusion Artina Carter and staff.

Attachment: DEI Report



HURON-CLINTON METROPARKS

DEI MONTHLY REPORT

February 2025

Administrative Office
13000 High Ridge Drive
Brighton, MI 48114

[METROPARKS.COM](https://www.metroparks.com)



LISTEN & CONNECT

- Create listening opportunities that help the Metroparks understand resident needs
- Increase access to Metroparks services for Wayne County and City of Detroit with a physical presence and customized programming
- Increase transparency and accountability for progress against goals and objectives through master and departmental plans that benchmark and measure progress
- Increase engagement with Metroparks services
- Increase access to Metroparks services for underserved communities with customized programming

MAINTAIN & INVEST

- Develop a formal partnership strategy using collective impact to amplify our resources and investments in Southeast Michigan and beyond
- Research opportunities for investment in capital projects
- Increase revenue from philanthropic and public sector sources
- Study revenue opportunities across current and new programs
- Build a portfolio of new services for hard to reach and underserved residents
- Create a talent strategy to attract and retain the intellectual and human capital needed to achieve the vision

CONSERVE & STEWARD

- Create a resiliency plan for built and natural environment by December of 2023
- Increase outdoor education opportunities with a focus of skill building for more effective and durable environmental stewardship

STRATEGIC PLAN

WHAT GOAL & OBJECTIVE DOES THIS MEET?

Listen & Connect

- Increase transparency and accountability for progress against goals and objectives through master and department plans that benchmark and measure progress.
 - Convening staff across districts and departments to develop ADA compliance team which will meet quarterly. The ADA compliance team will
 - Build the capacity of staff to become ADA Subject Matter Experts (SME) in the parks+
 - ---
 - Help develop ADA recommended standards of common practice for approval by the Deputy Director
 - Implement the approved standards in the parks
 - Track accessibility updates in the parks

Maintain & Invest

- Create a talent strategy to attract and retain the intellectual and human capital needed to achieve the vision.
 - Working with HR and Eastern District staff to develop sustainable seasonal employment recruitment strategies.
 - Working with HR to develop asynchronous virtual training on interviewing and hiring for managers and supervisors.
- Climate Action Plan (CAP); subcommittees meetings (subcommittees include)
 - Finance (Artina)
 - Education (Maria and Shelby)
 - Hosted training for 24 staff on Strategic Framing for Climate Communication presented by the National Network of Ocean and Climate Change Interpretation (NNOCCI)
 - Updated CAP training log

DEI DEPARTMENT

MISCELLANEOUS

- Developed and added multiple ADA training modules in the Learning Management System (LMS).
 - These training modules have been tested and evaluated by the DEI advisory team and the Director and will be assigned to new and seasonal staff at Onboarding.
- Shelby led a department training on the use of Articulate software (the software we used to produce asynchronous training modules)
 - A broader training will be conducted to teach staff how to produce asynchronous training modules as needed.
- Updating the current community profiles of the five-county region. This data will be used across departments in future planning and development to best serve our communities' needs.
- Completed *Merit-based Practices and Belonging in the Evolving Political Landscape* webinar presented by SHRM


CROSS-DEPARTMENT COLLABORATIONS

- Worked with Interpretive Services to identify and secure training for Interpretive, DEI and HR staff on neurodiversity.
- Partnering with Human Resources in development of LMS training modules and guides related to hiring, interviewing and accommodations.
- Active membership on Special Park District Forum committee
- Active membership on the Recreation Programming committee
- Active membership on Climate Action Committees
 - Steering committee
 - Finance
 - Education and Engagement
 - Updated and shared link to 2025 Climate Action Plan training log.
 - Attended Strategic Framing for Climate Communication training.



COMMUNITY COLLABORATIONS

- Co-sponsored and attended the MLK Living History Event at the Howell Carnegie District Library's event in the third year of our partnership with the library and Livingston Diversity Council. This program was attended by 60 people.



COMING EVENTS



A TASTE OF SOUL: COOKING SOUL FOOD WITH CHEF ROCK HARPER

Date/Time: Sunday, February 23rd, 2025

Ages: Adults 18 and up

Time: 2:00pm-3:30pm

Cost: Free! Registration is required

Location: Zoom

Join nationally recognized Chef Rahman “Rock” Harper as he performs a virtual cooking demonstration making a traditional soul food recipe with common ingredients and tools. While cooking with Chef Rock, participants will learn about food and culture relating to the African American experience. A list of required ingredients and the recipe will be provided prior to the event.



Rahman “Rock” Harper is a nationally recognized chef, community activist, educator, healthy food advocate, podcast host, restaurateur, and writer. Chef Rock has extensive restaurant experience, most notably serving as the Executive Chef for B. Smith’s in Washington DC from 1999 until 2007. Chef Rock gained national recognition when he won Season 3 (2007) of the Fox Reality television cooking show *Hell’s Kitchen*, hosted by the legendary Chef Gordon Ramsay.

In October 2010, Chef Rock released the well-received *44 Things Parents Should Know about Healthy Cooking for Kids*. This book is an insight-filled guide for parents who wish to provide healthy but tasty meals for their children.

In 2020, Chef Rock opened Queen Mother’s fried chicken restaurant where the mission is to serve smiles, honor culture and build community.





**HURON-CLINTON METROPOLITAN
AUTHORITY**

To: Board of Commissioners
From: Katie Carlisle, Chief of Natural Resources and Regulatory Compliance
Subject: Natural Resources Monthly Report
Date: February 5, 2025

Action Requested: Motion to Receive and File

That the Board of Commissioners receive and file February 2025 Natural Resources Report as recommended by Chief of Natural Resources and Regulatory Compliance, Katie Carlisle, and staff.



NATURAL RESOURCES MONTHLY REPORT

FEBRUARY 2025

Administrative Office
13000 High Ridge Drive
Brighton, MI 48814



LISTEN & CONNECT

- Create listening opportunities that help the Metroparks understand resident needs
- Increase access to Metroparks services for Wayne County and City of Detroit with a physical presence and customized programming
- Increase transparency and accountability for progress against goals and objectives through master and departmental plans that benchmark and measure progress
- Increase engagement with Metroparks services
- Increase access to Metroparks services for underserved communities with customized programming

MAINTAIN & INVEST

- Develop a formal partnership strategy using collective impact to amplify our resources and investments in Southeast Michigan and beyond
- Research opportunities for investment in capital projects
- Increase revenue from philanthropic and public sector sources
- Study revenue opportunities across current and new programs
- Build a portfolio of new services for hard to reach and underserved residents
- Create a talent strategy to attract and retain the intellectual and human capital needed to achieve the vision

CONSERVE & STEWARD

- Create a resiliency plan for built and natural environment by December of 2023
- Increase outdoor education opportunities with a focus of skill building for more effective and durable environmental stewardship

DESCRIPTION

Listen & Connect

Increase access to Metroparks services for Wayne County and City of Detroit with a physical presence and customized programming

- Natural Resources staff are planning for 2025 invasive species management in City of Detroit Parks. We will renew contracts for shrub/vine and phragmites management in addition to prescribed burning.

Increase transparency and accountability for progress against goals and objectives through master and departmental plans that benchmark and measure progress

- We are drafting a Tree Standards and Site Restoration Plan, which will be used collaboratively between operations and other departments on projects throughout the park system. This document also helps achieve several Climate Action Goals.

Conserve & Steward

Increase outdoor education opportunities with a focus of skill building for more effective and durable environmental stewardship

- Natural Areas Crew hosts monthly volunteer workdays that are open to the public. At these workdays, volunteers learn about invasive species, the importance of managing them, and some best practices for taking care of their landscape.

SYSTEM-WIDE

ADMINISTRATIVE & COMPLIANCE

- Natural Resources staff met with Operations from each district to review the 2023-2024 Mow Plan and collaborate on updates for the 2025-2026 Plan.
- Seven staff attended the Stewardship Network Conference and learned new best management practices related to beaver/human interaction, best ways to collaborate with partners, volunteer management, and control of invasive plants like Hydrilla, Japanese knotweed, Lesser Celandine, and Buckthorn.
- EHS Compliance Specialist worked with each District to inventory hazardous chemicals and begin SARA Title III Tier II reports.
- Natural Resources has been planning for prescribed burning in 2025 and is soliciting bids for contractor work.



Figure 1: Volunteers helped remove invasive shrubs around the Oxbow Prairie at Dexter-Huron Metropark.

WESTERN DISTRICT

INDIAN SPRINGS METROPARK

- Natural Areas Crew hosted a public volunteer workday, which was attended by a group of Boy Scouts. Work focused on the removal of invasive shrubs around a wetland that is home to threatened species.

KENSINGTON METROPARK

- Natural Areas Crew removed invasive species around the Nature Center

HURON MEADOWS METROPARK

- Natural Resources Crew removed and trimmed hazardous trees throughout the golf course and field mowing.

DEXTER-HURON METROPARK

- Burned brush piles left over from invasive shrub removal near the Oxbow Prairie.

HUDSON MILLS METROPARK

- Natural Areas Crew removed invasive shrubs around golf course grasslands and wet-mesic prairie.
- Natural Resources trimmed and removed hazardous trees throughout the Golf Course and at Rapids View.



Figure 2: Natural Areas Crew have been removing invasive shrubs throughout the wet-mesic prairie at Hudson Mills Metropark.

WHAT'S NEXT?

SYSTEM-WIDE

- Drafting Tree Standards and Site Restoration Plan, with assistance from Climate Action subcommittee.
- Preparing for prescribed burn season and by prepping units and burn breaks.
- Implementing Hearing Conservation Program by scheduling hearing tests throughout the park system for select roles.
- Submitting SARA Tier II Compliance reports.
- Staff are attending conferences and trainings on tree care, emergency management, and Firefighter Type 1 certification.

EASTERN DISTRICT

- A prescribed burn will be completed at Stony Creek around Inwood Trails with the goal of removing the biomass of phragmites that was treated over the summer. An additional prescribed burn is planned for the Sheldon Woodland.
- Shrub mowing grasslands at Stony Creek Metropark that are becoming dominated by invasive shrubs.

WESTERN DISTRICT

- Preparing prescribed burn units at Kensington and Hudson Mills Metroparks.
- Forestry mowing and tree removals to improve disc golf courses at Kensington Metropark.

SOUTHERN DISTRICT

- Public volunteer workday is planned for Oakwoods Metropark in March in celebration of International Day of Forests.
- Prescribed burns are planned for Oakwoods and Lake Erie Metropark.

HURON-CLINTON METROPOLITAN AUTHORITY



To: Board of Commissioners
 From: Janet Briles, Chief of Planning and Development
 Project Title: Planning and Development Department Monthly Update
 Date: February 13, 2025

Action Requested: Receive and file

That the Board of Commissioners receive and file the Planning & Development Department Monthly Update as recommended by Chief of Planning and Development Janet Briles and staff.

Executive Summary

The following are highlights of the activities of the Planning & Development Dept for January 2025:

Project/Initiative Implementation

- In coordination with Maintenance, Marketing & Communications, and Purchasing, the Park Entry and Facility signs will be replaced with new signs with our current logo. This will be occurring through most of 2025.
- Ongoing collaboration with Livingston County Road Commission on the Metropark to State Park trail connector which will connect Huron Meadows to Island Lake State Park. A Transportation Alternatives Program (TAP) application is being prepared for a June submission. An onsite meeting was held with staff to refine the alignment through Huron Meadows. In coordination with the Federal Highway Administration (FHWA), MDOT, and LCRC to access early preliminary engineering funds from the congressional appropriated funds to begin the NEPA process. *Supports Strategic Plan Goals: Listen & Connect, Maintain & Invest*
- Bids for the Stony Creek Playground Project and Regional Community Survey will be ready for the March Board of Commissioners Meeting. *Supports Strategic Plan Goals: Listen & Connect, Maintain & Invest*

Grant Applications

- Staff working with the IT department on an MMRMA grant for Cybersecurity training
Supports Strategic Plan Goal: Maintain & Invest
- Letter of Inquiry sent into the Consumers Foundation for Indian Springs grasslands
Supports Strategic Plan Goals: Conserve & Steward, Maintain & Invest

Attachment: Planning & Development Department Monthly Update which includes Monthly Grant Updates



PLANNING AND DEVELOPMENT MONTHLY REPORT

February 2025






Administrative Office
13000 High Ridge Drive
Brighton, MI 48114



[METROPARKS.COM](https://www.metroparks.com)

TABLE OF CONTENTS

Metroparks System-Wide	4
Southern District	7
Western District	10
Eastern District.	13
What's Next.	16

OTHER DEPARTMENT INPUT KEY	
	Natural Resources and Regulatory Compliance
	Planning and Development
	Diversity, Equity and Inclusion
	Interpretive Services and Community Outreach
	Engineering

SYSTEM-WIDE

Restoration – Linear feet or acreage of project impact for shoreline protected or restored, wetlands protected or restored, floodplain protected or mitigated

Invasive Species Management – Linear feet or acreage of project impact treating invasive species

Habitat and Wildlife Protected – Linear feet or acreage of project impact for fish habitat, fish barriers removed or bypassed, species moved or avoided

Partnerships – Outside agency funding sources (total cost/sharing percentage)

Volunteers – Total number of volunteers/workdays

Grant/Foundation Funding – Total funding/match

Visitor Counts – Total number of visitors weekend/weekday








Best practices education – Project emphasizes educational and interpretational opportunities

Estimated cost – Total estimated or actual cost of project

Accessibility – Determine if facility or programs designed for accessibility (A) or if barriers (B) exist based on ADA checklist



Staff time – Total number of staff hours estimated

Administrative


	Description	Action Type	Dept. Input	Timing	Jan 2025 Actions
SYSTEM-WIDE	Planning and Development monthly reports	Report		Monthly	Report assembly, grant monthly updates
	Tollbooth scanning reports	Report		Seasonally	Collaborated with several departments to put together Annual Visitation Report and Presentation
	Foundation administrative tasks	Various		Ongoing	Administrative tasks
	Sign request processing/signage transition plans	Infrastructure/ Small Facilities		Ongoing	Administrative tasks – Updating Sign Manual, will be updating signage at Indian Springs and Bob White Trail at Lower Huron. Also updating Lower Huron Road Wayfinding signage. Funding for 2025 entry and facility signage.
	CAPRA Planning Ch. 3	Report		Ongoing	With new CAPRA standards the planning chapter is now #3
	Commemorative trees and benches	Various		Ongoing	Administrative tasks
	Grant Applications and Administration	Various		Ongoing	Lead multi-department effort to track and maintain grant associated tasks. Staff are drafting resources a grant plan for 2025-2030
	Assisting finance with single audit for FY2023	Various	Finance	August	Complete

SYSTEM-WIDE

HCMA Studies/Initiatives






Description	Dept. Input	Timing	Jan 2025 Actions
Mulch contract		Annually	Contract on February BOC agenda for approval for 2025 season.
ADA Transition Plan		October 2024	Budget transfer from Planning & Development and DEI of 70k for ADA door improvements awarded.
Stormwater Management Plan	Various	Ongoing	Stormwater report meeting on February 5 th .
Visitor count program	Various	Ongoing	Updating eco-counters to 4G. Equipment mailed to AO and awaiting contractor to bid with quote for work to be performed.
Transit Access in Parks	Various	Ongoing	Marketing materials completed for Metroparks Express partnership with SMART & Harrison Twp
Climate Action Plan	Various	Ongoing	Janet is lead on waste/recycling, Jay is lead on Water Quality. Assisting with Transportation
ESRI ArcGIS Administration	Various	Ongoing	Working with IT on piloting asset management software
Carbon Emissions Study (CIS)	Various	Ongoing	Working with CIS to provide utility ownership, GIS datasets

Grants/Fundraising

Description	Dept. Input	Timing	Jan 2025 Actions
DTE E-Fleet Program		Ongoing	Working on 2 rebates for Willow for \$8000

SYSTEM-WIDE

Project Implementation/Oversight


Description	Dept. Input	Timing	Jan 2025 Actions
Recycling Bins	Various	2024	New stickers for blue recycling bins are in and distributed. Bins will be cleaned and re-stickered during the fall and winter. Additional lid stickers are required to be ordered.
Metroparks Trail Connectors	Various	Ongoing	Developed funding and implementation plan and shared with HWPI
MISGP Spotted Lanternfly Survey at IS, Ken, SC, & Wol		Ongoing	Project underway
Livingston Co. Trail Connectors – Engineering Design	Various	Through 2026	Hired PEA in 2024 to start TAP application for implementation. We have until August 2026 to secure construction funding, in order to use the funding we have secured for engineering. Meeting with MDOT TAP Grant Administrator
Early Learner Education Programming		Ongoing	Received 2 grants for '24-'25 school year—Young Foundation for Oakland County schools and PNC Foundation for schools across the region; PNC grant also includes a new teacher training program
Teacher Training Workshops		Ongoing	Training teachers in outdoor science explorations, mainly in Wayne County and establishing curriculum/materials loaner boxes through funding by the Russell Family Foundation
GOAL Education Programming		Ongoing	Received one grant from an anonymous source towards GOAL programming for '24-'25 school year; programming is ongoing
Next Cycle Composting		Ongoing	\$5000 grant award accepted by Metroparks to pilot composting efforts system wide with current funds allocated to Kensington Farm Center and Wolcott Farm Center.
Swim Program		Ongoing	CFSEM funded project for youth and adults in Wayne County; includes expanded lifeguard training programs

SOUTHERN DISTRICT







SOUTHERN DISTRICT

Grants/Fundraising


	Description	Action Type	Dept. Input	Timing	Jan 2025 Actions
Wil	Willow Big Bend Fishing Area Renovation	Large Facilities		Ongoing	Grant agreement executed with DNR

Project Implementation/Oversight



	Description	Action Type	Dept. Input	Timing	Jan 2025 Actions
Wil	Acorn Knoll Disc Golf	Large Facility		2025	Project will be put together for a bid package in 2025.
LHu	2020 LWCF - Walnut Grove Campground	Documentation	Various	To be completed by 6/30/25	Design phase underway – administrative site plan approval through Van Buren Twp.
LHu	2020 LWCF - Off-Leash Dog Area	Documentation	Various	To be completed by 6/30/25	Design phase underway soon – signs being designed and ordered. This also kicked off an effort to order and install new road wayfinding signs throughout the park.
Oak	NOAA Dam Removal Feasibility Study	Large Facilities		2024	Feasibility study is in first draft phase with economic impact analysis completed. Property boundary survey near completion, next community meeting will be March 6 th .
	2021 TF- Cherry Island Trail Improvements	Large Facilities		Extended project deadline 2025	DNR approved scope change to the large box culvert option. The project will be re-designed, re-permitted, and re-bid.
	2021 GLRI-EPA Nonpoint Source Grant	Large Facilities		Through 2025	Green infrastructure work complete, and partnership ongoing with Wyandot of Anderdon Nations. NR will present 2025-2030 Grant opportunities aligned with Six Points restoration work cont'd.

SOUTHERN DISTRICT


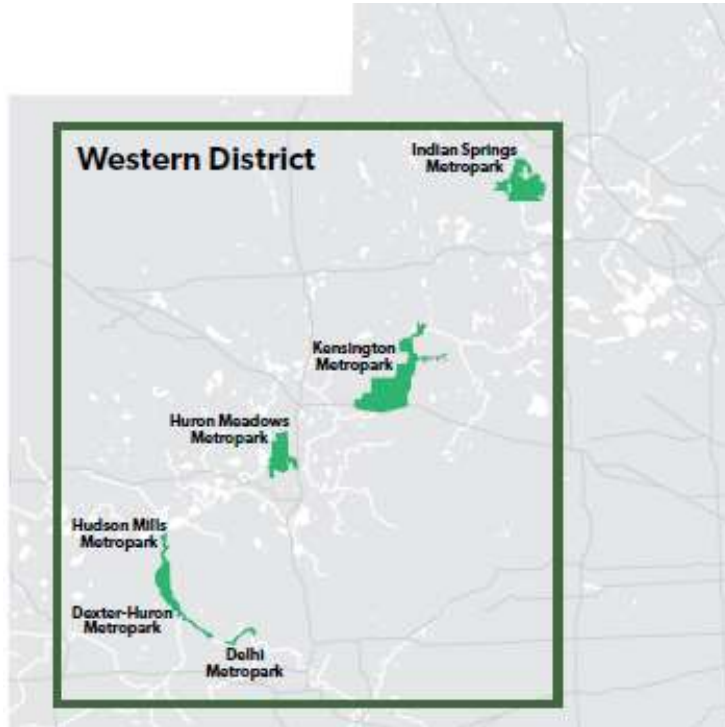
Facility Concept Planning

	Description	Action Type	Dept. Input	Timing	Jan 2025 Actions
LEP	Hike-Bike Trail / Great Lakes Way Trail	Plan	Various	2026	Will likely be submitting under LWCF in 2026
LH	Adaptive Ballfield Concept Plan	Plan		2025+	Conceptual planning process phase on hold

HCMA Studies/Initiatives





	Description	Action Type	Dept. Input	Timing	Jan 2025 Actions
LEP	Marina building study	Large Facilities		2026	Included as a potential long-term waterways grant project in 5-Year Rec Plan
	Wayne County GIS property assessment for stormwater management	Large Facilities		2024	The land acquisition and divesture plan was approved, project report sent in. Parcels prioritized in Wayne County for further restoration study. This study will likely be incorporated in the pending stormwater report

WESTERN DISTRICT





WESTERN DISTRICT

Administrative




	Description	Action Type	Dept. Input	Timing	Jan 2025 Actions
Del	Border-to-Border trail design and construction	Large Facilities		Ongoing	Kiosks installed for B2B kiosks at HMI and Dexter-Huron
	Livingston County Parks and Open Space Advisory Committee	Partnership		Ongoing	Attendance at regular POSAC meetings
	Friends of the Lakelands Trail Steering Committee	Partnership		Ongoing	Represent HCMA as a participating steering committee member that meet monthly
IS	Revamping trail signage at Indian Springs	Planning		Ongoing	Planning is underway, met with staff in October

Grants/Fundraising

	Description	Action Type	Dept. Input	Timing	Implementation Indicator	Jan 2025 Actions
Del	Launch/Take-out Renovation	Large Facilities		2025	Staff time	PSB documents need to be approved by the DNR
	TAP Application for State Park to Metropark Connector	Planning		2025	Consultants	Confirmation that LCRC TAP application can utilize Congressional Appropriations funds

WESTERN DISTRICT

Project Implementation/Oversight

	Description	Action Type	Dept. Input	Timing	Jan 2025 Actions
DHu	2020 TF – Dex-Huron Accessible Launch	Large Facilities		2025	Construction will begin when weather allows
Ken	Impact 100 – Seeding a Green Future	Plan		Ongoing	Helping teachers to prepare science lab to house hydroponic equipment
HMI	Donor-initiated Pickleball courts	Large Facilities		Summer 2025	Planning submitting zoning application permit coinciding with Engineering working on construction plans for bidding in 2025.

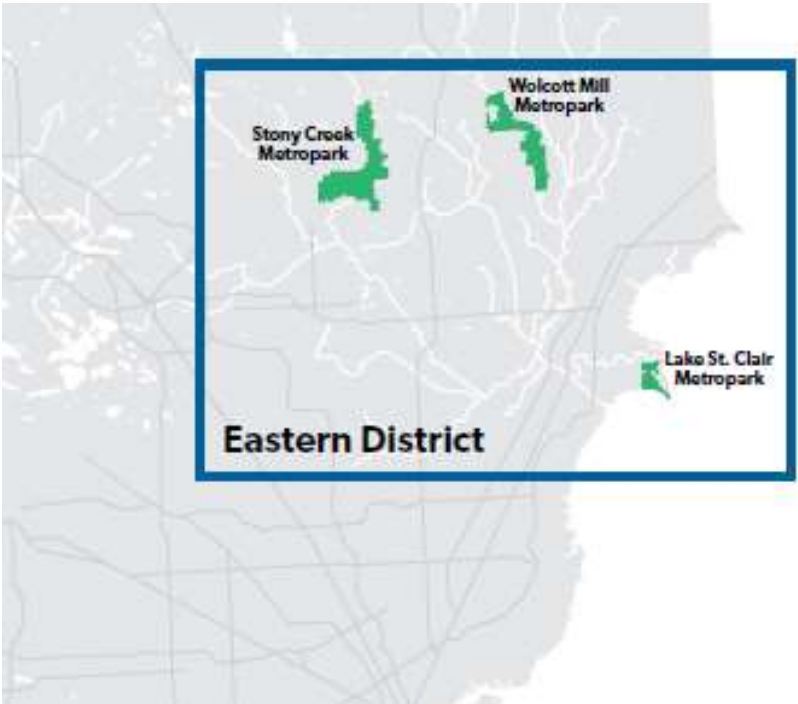
Facility Concept Planning

	Description	Action Type	Dept. Input	Timing	Implementation Indicator	Jan 2025 Actions
IS	New playground for 5-12 year olds	Small Facility	Various	June 2024	Staff time	Final inspections of site repairs satisfactorily completed. Project ready for close out.

HCMA Studies/Initiatives

	Description	Action Type	Dept. Input	Timing	Implementation Indicator	Jan 2025 Actions
HMI	Northwest Passage Feasibility Study Review	Plan	Various	Ongoing	Staff time	Discussed at kick-off meeting with non-motorized trail gap feasibility study to be considered as a connector trail
Ken	Equestrian Staging and Group Camp Improvements	Large Facilities	Various	2025	Staff time	Reviewed Equestrian Group comments and will proceed with park-wide evaluation of equestrian facilities. Staff meeting this month to discuss conceptual plans for group camp improvements in 2025.

EASTERN DISTRICT





EASTERN DISTRICT



Administrative

	Description	Dept. Input	Timing	Jan 2025 Actions
	LSCNC Feasibility Study	Various	Ongoing	RFP is being advertised for LSCNC Feasibility Study

Grants/Fundraising



	Description	Action Type	Dept. Input	Timing	Jan 2025 Actions
LSC	EGLE High Water Grant: Greening the Parking Lot	Large Facilities		June 2025	In design, Planning dept. checking with EGLE for project extension to align with other upcoming LSC construction projects.
	DNR Waterways Grant: Engineering for LSC North Marina	Large Facilities	Various	2024	Design Underway, quarterly report submitted
	NOAA B-Wet	Interpretive programming		Feb 29, 2024	Held 3 teacher workshops; planning activities with Mt. Clemens middle school
	LWCF grant for Bathhouse Renovation	Large Facilities	Various	2024	DNR recommended project for funding to NPS; should receive project agreement in about 6 months
SC	Phragmites grant from Great Lakes Commission	NR	NR	2024/2025	Six management units of phragmites at Inwood Trails receiving treatment in this funded study

Project Implementation/Oversight

	Description	Action Type	Dept. Input	Timing	Jan 2025 Actions
LSC	Transit Planning for Access to LSC	Large Facilities		Ongoing	Met with SMART and they can no longer commit to opening it up year round, and have instead proposed partnership with Harrison Twp to increase ridership
LSC	'23 TF Daysail Area Trail	Small Facilities		March, 1 2027	Project agreement executed. Design underway.

EASTERN DISTRICT


Project Implementation/Oversight, Cont.

	Description	Action Type	Dept. Input	Timing	Implementation Indicator	Jan 2025 Actions
SC	2022 LWCF Stony Creek Reflection Trail Accessible Trail Development	Small Facilities		Through 2026	Staff time	Design and permitting underway. Comments sent on prelim design
LSC	2022 LWCF- West Boardwalk Accessibility Improvements	Large Facilities		6/30/2026	Staff time	Project agreement finalized

HCMA Studies/Initiatives

	Description	Action Type	Dept. Input	Timing	Jan 2025 Actions
	Art in the Park	Small Facilities		2025	Discussed 2025 plan for exploring unique, artistic attractions.

Facility Concept Planning

	Description	Action Type	Dept. Input	Timing	Jan 2025 Actions
SC	Eastwood Beach and Landing Trail Connection	Plan		2024+	Study link between the Landing and Eastwood beach along lakeshore
	Small playground renovations	Small Facilities	Ops, Maint	2025	Playground styles have been refined, discussed surfacing. Tim is putting together plans to put out to bid in early 2025.

WHAT'S NEXT?

	Description	Action Type
SYSTEM WIDE	Community Survey RFP for 5-Year Recreation Plan	Staff/consultants
	Metroparks Connectors – planning for funding	Staff/consultants
	Electronic Kiosk Signs (KEN & HMills)	Staff/contractor
	Transit Access Evaluation	Staff
	Climate Action Plan Implementation	Staff
	ADA Transition Plan Annual Report	Staff
EASTERN DISTRICT	Compost Pilot Project	Staff
	DZS and HCMA Strategic Partnership Plan	Staff
WESTERN DISTRICT	Pickleball courts at Hudson Mills put out to bid in early 2025	Staff/Contractor
SOUTHERN DISTRICT	NOAA Dam Feasibility Study Open House #2	Staff time
	Acorn Knoll Disc Golf Course Bid Package	



Interactive Signage Kiosk
Hudson Mills Metropark
 3902 E Delhi Ann Arbor, MI 48103

Drawn by: JPB
 Drawn for: JS
 Date: 12/23/2025
 Rev Date:

0 6 12 24 Feet
SKETCH PLAN



Grant Updates - February 2025

In Progress

Grant program		LB/MN	Project/Park	Amount	Match	Due Date	Applicant	Notes
Consumers Energy Foundation		MN	IS Grassland Restoration	\$120,000	-	3/5/2025	HCMA	Submitted a letter of intent; if invited, full proposal is due March 5
MI Alliance for Environmental & Outdoor Ed.		MN	Preschool Teacher Workshops	\$1,000	-	3/15/2025	HCMA	PNC funded workshops proving popular; will provide supplemental funding for more
MMRMA Risk Avoidance Program (RAP)		MN	Cybersecurity vCISO & Training	TBD	50%	4/10/2025	HCMA	vCISO is up to \$15K reimbursement; may do vulnerability assessment in lieu of training
RCWJ Foundation/Metroparks Connectors		LB	Trail Connectors/SEMTAT	TBD	TBD	TBD	MF	Preliminary engineering complete for Gaps 1 & 5

Grant Applications Awaiting Response

Grant program	Project #	LB/MN	Project/Park	Request	Match	Submitted	Applicant	Notes
MDNR LWCF		MN	LSC N. Marina Bathhouse Renov.	\$500,000	\$500,000	3/26/2024	HCMA	Recommended to NPS for funding
USDOT ATIIP		MN	LH Connection to I-275 Metro Trail	\$168,000	\$42,000	7/17/2024	HCMA	Project will support engineering design of the connector; award notice late '25/early '26
EGLE Watershed Council Grants		MN	LE & Detroit area	\$29,230	-	12/4/2024	HCMA	Rain Garden program continuation; grants announced spring '25
NFWF- SE Michigan Resilience Fund		LB	Willow - Washago Area	\$400,000	-	10/1/2024	HCMA	For weir installation, habitat restoration, and trail realignment
Geico Philanthropic Foundation		LB	GOAL	\$5,000	-	12/15/2024	MF	Science Programs
mParks - Play Is Essential		LB	Ken & LH playgrounds	\$5,000	-	12/20/2-24	HCMA	Communication Boards for Playgrounds at KEN and LH

Grant Administration

Grant program	Project #	Mgmt	Park/Project	Award Amt	Match	Deadline	Applicant	Updates
Impact 100 - Oakland Co. '18		MN/PB	KFC Seeding Green Future	\$90,000	-	-	MF	Working with school to spend down remaining funds for their benefit
LWCF '20	50621.500	MN/JK	LH Walnut Grove Campground	\$300,000	\$150,000	6/30/2025	HCMA	Review of 50% plans underway
MNRTF '20	50821.221	MN/JK	DxH Accessible Launch	\$192,700	\$192,800	5/30/2025	HMCA	Anticipate construction beginning as soon as weather permits
DNR TF '21	51222.244	MN/AC	LE Cherry Island Trail	\$300,000	\$192,500	7/31/2025	HCMA	Will redesign with pre-cast box culvert; engineering to begin redesign in summer '25
GLRI-EPA Nonpoint Source	51222.247	MN	LE Green Infrastructure & Six Points	\$483,500	-	4/30/2025	HCMA	Construction complete; invasives & seeding work extended through 2025
NOAA GLs Fish Habitat Restoration	51123.117	MN/MH	Flat Rock Dam Removal Feasibility	\$745,000	\$25,000	9/30/2025	GLFC	Preparing for March public meeting; revised economic analysis report completed
DNR TF '22	50522.130	MN/RW	DEL Take-out Renovation	\$300,000	\$302,600	8/31/2025	HCMA	Engineering design reviewed internally; preparing for DNR review
Fed. Community Project via DOT		MN/JB	Liv. Co. Connector Trails Design	\$900,000	-	9/30/2026	HCMA	Working with PEA Group on TAP grant for construction; eng. design to begin thereafter
Mi Invasive Species Grant Program	90023.1172	MN/TM	IS-KEN-SC-WOL - spotted lanternfly	\$30,000	-	4/30/2026	HCMA	Surveying to continue in spring
mParks/PlayCore		MN	KEN Outdoor Fitness Stations	\$5,104	\$8,336	12/31/2024	HCMA	Installation complete; marketing to promote in spring
MDNR Trust Fund		MN	Wil - Fishing Platform	\$300,000	\$462,000	10/31/2026	HCMA	Project agreement executed by DNR
Russell Family Foundation	80624.1177	MN	Teacher Training Workshops	\$46,100	-	12/31/2025	MF	5 Science Learning Boxes checked out to date; registrations open for teacher workshops
Great Lakes Commission	80924.1180	MN	SC - Phragmites Management Proj.	\$50,250	-	4/30/2026	HCMA	Spring prescribed burn for 1 unit; 4 units to receive 2nd glyphosate treatment in spring
NOAA B-WET	90024.1184	MN	Watershed/Climate Education	\$77,610	-	9/30/2026	HCMA	Held in-school visit w/150 6th-8th graders; all field trips & school programs scheduled
Anonymous Foundation		MN	GOAL	\$10,000	-	7/30/2025	MF	Held 5 GOAL programs in fall/winter '24; more registered for '25
CFSEM - General Grant Program		MN	Swim Program	\$77,320	-	9/30/2025	HCMA	Provided 103 adult lessons & trained 6 lifeguards to date; youth lessons begin in spring
Young Foundation		MN/JM	WDMMLC - Preschool Programs	\$2,500	-	8/1/2025	MF	Registrations are full; program visits have begun
PNC Foundation		MN/JM	WDMMLC - Preschool Programs	\$10,000	-	9/15/2025	MF	PS progs. ongoing; 1st teacher wksp in Wayne Co. w/teachers from 15 Dearborn schools
TAP Grant		JB/JK	SC 26-Mile Connector Trail	\$214,455	\$43,000	12/31/2021	Macomb Co	Liquidated damages letter sent to contractor
Ralph C. Wilson Jr. Foundation		JB	Southern District	\$2,682,755	-	6/15/2023	MF	Island Lake's grant will be extended through 2025
LWCF '20	506-21-501	LB/JK	LH Off-Leash Dog Area	\$165,400	\$165,400	6/30/2025	HCMA	Will be completed by June 2025
Renew MI - DRFC		JB	DRFC	\$1,000,000	N/A	4/30/2022	HCMA	Fourth quarterly report submitted
LWCF 2022		LB/JK	LSC West Boardwalk	\$500,000	\$500,000	6/30/2026	HCMA	Bidding design and construction, proposal will be out Spring 2025
LWCF 2022		LB/JK	Stony Creek Reflection Trail	\$500,000	\$500,000	6/30/2026	HCMA	Design nearly finished, plans are with consultants & will be shared with EGLE in Feb.
DNR Waterways		LB/JK	North Marina - Engineering	\$294,000	\$306,000		HCMA	Design underway, fourth quarter report submitted. EGLE permits obtained.
State Appropriation		LB/JK	North Marina - Construction	\$5,000,000	\$1,000,000	12/31/2025	HCMA	Design underway, fourth quarter report submitted
EGLE High Water Infrastructure	50223.703	LB/AC	LSC Parking lot	\$1,500,000	\$375,000	6/30/2025	HCMA	Design underway, fourth quarter report submitted. Requesting extension.
LWCF'23		LB/JK	LSC Daysail Area Trail	\$500,000	\$500,000	3/1/2027	HCMA	Bidding design and construction, proposal will be out in early 2025
FEMA grant		LB/AK	LSC Electrical Grid	\$1,420,000	??	3 years	HCMA	Funding hold is removed. MSP will reach out on next steps.
DTE Rebates for Willow		JB	EV Chargers at Golf Course and Park	\$8,000	-		HCMA	\$4000 approved at Golf Course, more documentation needed for Park Office
CDC Foundation		LB	Everyone in the Pool	\$50,000	-	4/12/2025	HCMA	CDC chose certain sites to support
EGLE Recycling Infrastructure	25*0684	LB	Kensington- Big Belly Recycling Bins	\$7,680	\$1,920	5/17/2025	HCMA	Project agreement approved and executed.
Harvest Grant		LB	Composting Pilot	\$5,000	-	11/1/2025	HCMA	Concrete being ordered and outreach being designed.
DTE/DNR Tree Planting Grant		LB	LE	\$4,000	\$4,500	10/25/2025	HCMA	25 balled and burlapped trees to support LE



To: Board of Commissioners
From: Danielle Mauter, Chief of Marketing and Communications
Subject: January Marketing Report
Date: 2/5/2025

Action Requested: Motion to Receive and File

That the Board of Commissioners receive and file January Marketing Report as recommended by Chief of Marketing and Communications, Danielle Mauter, and staff.



HURON-CLINTON METROPARKS MARKETING REPORT

January 2025

Administrative Office
13000 High Ridge Drive
Brighton, MI 48814



[METROPARKS.COM](https://www.metroparks.com)

JANUARY 2025

January Campaigns

Winter

In the month of January, Metroparks typically runs a winter campaign to promote all types of winter activities. Ads are targeted at both winter lovers and those who tend to stay inside all winter. With the mild and unpredictable winter we've had, marketing staff have stayed nimble, using artwork that portrays winter activities as well as views that don't include snow and ice and starting and pausing snow related ads in the brief windows we've had snow.

Preparing for other 2025 Campaigns

January and February each year are busy preparation months in the marketing department where staff are reviewing reporting from the previous year, setting up and planning campaigns for the coming year and coordinating event and program information proofing, submission and posting on the website and calendar.

Additionally, staff have been collaborating with all program and event staff and IT to proof, review, import and publish events and programs for Jan-Jun 2025. The process for July-Dec events and programs takes place in February.

Campaigns Launching in February

- Seasonal Hiring
- More to See. More to Do.
- Maple Sugaring
- Natural Resources Volunteer Days
- Continue Winter General Brand

Projects On-Going

In addition to major ad campaigns, marketing staff are working on a variety of projects:

- Updating all park brochures/maps
- Preparing golf course starter packs and golf show materials
- Generating "Do Not Feed the Wildlife" signage
- Annual Everyone in the Pool Report
- Executing Winter/Spring Everyone in the Pool swim lessons
- Planning out Summer Everyone in the Pool swim lessons
- Kicking off new social media video series featuring staff voices
- Special Park Districts Forum registration details and launch
- Creating video around responsibly viewing Eagles and Owls during nesting season
- Flat Rock Dam Feasibility Study project communications planning
- Working through initial planning details for the 2025 Trail Challenge program
- Participating on internal committees: CAP, Recreational Program Committee, individual event planning committees
- Organizing details of Physical Education field trips with DPSCD






**HURON-CLINTON METROPOLITAN
AUTHORITY**

To: Board of Commissioners
From: Jennifer Jaworski, Chief of Interpretive Services
Subject: Interpretive Services Monthly Report
Date: February 5, 2025

Action Requested: Motion to Receive and File

That the Board of Commissioners receive and file February 2025 Interpretive Services Report as recommended by Chief of Interpretive Services, Jennifer Jaworski and staff.



HURON-CLINTON METROPARKS

INTERPRETIVE SERVICES MONTHLY REPORT

February 2025

Administrative Office
13000 High Ridge Drive
Brighton, MI 48114



[METROPARKS.COM](https://www.metroparks.com)



TABLE OF CONTENTS

Community Engagement	6
Programming	7
Grants	9

LISTEN & CONNECT

- Create listening opportunities that help the Metroparks understand resident needs
- Increase access to Metroparks services for Wayne County and City of Detroit with a physical presence and customized programming
- Increase transparency and accountability for progress against goals and objectives through master and departmental plans that benchmark and measure progress
- Increase engagement with Metroparks services
- Increase access to Metroparks services for underserved communities with customized programming

MAINTAIN & INVEST

- Develop a formal partnership strategy using collective impact to amplify our resources and investments in Southeast Michigan and beyond
- Research opportunities for investment in capital projects
- Increase revenue from philanthropic and public sector sources
- Study revenue opportunities across current and new programs
- Build a portfolio of new services for hard to reach and underserved residents
- Create a talent strategy to attract and retain the intellectual and human capital needed to achieve the vision

CONSERVE & STEWARD

- Create a resiliency plan for built and natural environment by December of 2023
- Increase outdoor education opportunities with a focus of skill building for more effective and durable environmental stewardship

DESCRIPTION

Listen and Connect

Increase access to Metroparks services for Wayne County and City of Detroit with a physical presence and customized programming.

- Supplemental Science: Training Teachers to Use Experiential Outdoor Investigations to Generate Student Learning and Enthusiasm for Science
- Get Out and Play

Increase engagement with Metroparks services.

- Community Outreach Events

Increase access to Metroparks services for underserved communities with customized programming.

- Supplemental Science: Training Teachers to Use Experiential Outdoor Investigations to Generate Student Learning and Enthusiasm for Science
- GOAL Scholarship funding
- After school science clubs
- Science and Stewardship in the Heart of the Great Lakes

Maintain and Invest

Increase revenue from philanthropic and public sector sources.

- PNC
- Young Foundation
- Anonymous
- Russell Family Foundation
- NOAA BWET

Build a portfolio of new services for hard to reach and underserved residents.

- Michigan Activity Pass
- Library Partnerships

Create a talent strategy to attract and retain the intellectual and human capital needed to achieve the vision.

- Winter Workshop
- NNOCCI (National Network for Ocean and Climate Change Interpretation)

Conserve and Steward

Increase outdoor education opportunities with a focus of skill building for more effective and durable environmental stewardship.

- Programming Connections to Strategic Plan & Climate Action Plan

COMMUNITY ENGAGEMENT

Library Network

Michigan Activity Pass

- The Michigan Activity Pass (MAP) program gives library card holders free and discounted access to museums and cultural amenities throughout the state. You can check out a daily Metroparks pass like you would a library book and redeem one MAP pass per week with your library card and have 7 days to use it after it's been checked out.
 - 235 passes were checked out in January 2025
 - 119 redeemed in January 2025.
 - To compare to 2024 data
 - 132 were checked out in January.
 - 55 redeemed in January.



Lake St. Clair Nature Center, Art in Nature and Paint Like Bob Ross programs drawing 35 participants.

PROGRAMMING

Below highlights the programming hours held at each of the Interpretive Centers as well as programming conducted by the Community Outreach Interpretive staff.

School Programming at Interpretive Center

Number of school programs hours: 75

Number of students: 1,809 students

Public Programming

Number of programs hours: 61

Number of participants: 894 participants

Senior Programs:

Number of program hours: 10

Number of participants: 186 participants

Scout Programs:

Number of programs hours: 2

Number of participants: 46 participants

Outreach Programming

School Programs

Number of school programs hours: 61

Number of students per hour: 1,160 students

Events

Number of event hours: 7

Number of participants: 401

TOTAL Programs Hours: 216

TOTAL Participants: 4,496



EDC Seed Swap and Sale drew 170 participants.

PROGRAMMING

Programming Connections to Strategic Plan

The Winter Workshop was held at the Environmental Discovery Center on January 19, 2024, with a theme of: “Interpretive Preparedness: A Focus on Resilience in Interpretation,” participants enjoyed advice and story-sharing from peers on staying relevant during changing climates. From the light-hearted to serious content, and professional development, the sessions during this workshop will have a little of everything including a foremost topic in our field: incorporating climate action.

76 participants attended from the following organizations:

- Michigan Department of Natural Resources
- Johnson Nature Center
- University of Michigan
- US Fish and Wildlife based out of the Detroit International Wildlife Refuge
- Oakland County Parks
- Crosswinds Marsh - Wayne County Parks
- Dinosaur Hill Nature Preserve
- DZS - Detroit Zoo and Belle Isle Nature Center
- Belle Isle Conservancy
- Cedar Creek Institute
- Oak Nature Center

9 sessions were offered:

- Composting
- The Unhuggables: Conserving the Eastern Massasauga Rattlesnake and Michigan’s Natural Heritage
- Adventure Challenge Education: A Social-Emotional and Teambuilding Opportunity for Students and Staff
- 3D printing in interpretation and classroom education
- The Future of the Past: The National Register
- Climate Change in Interpretation: Tools for Engagement and Action
- Tracking the Untrackable: Snowmen and Sasquatch
- Nature Preschool 101
- Recipe for Preschool Program Success



Yu Man Lee from MNFI giving rattlesnake presentation.

NNOCCI Training

National Network for Ocean and Climate Change Interpretation offers a training in proven communication techniques that can change the national discourse around climate change to be productive, civic-minded, and solutions-focused.

This 4-6 hour in-person workshop helps participants explore the challenges and opportunities associated with how people in the United States think about climate change and offers an introduction to how social science research-based tools (Strategic Framing) can help communicators more effectively navigate the topic.

30 Metropark staff members participated in this training. Staff members from several different departments across the system participated including, interpretation, marketing and communications, natural resources, and DEI.

GRANTS

Grants Ongoing

1. PNC \$7,500, Supporting Science Discovery in Early Learners

The project will offer early childhood teachers engaging science-based education programs at schools where at least half of the children are eligible for the National School Lunch Program. Programs will leave children with positive science experiences and give teachers programs that integrate into their curriculum needs.

A quantitative goal is to provide an average of 2 - 3 school visits per week during the school year to under-resourced schools in the Metroparks service area (Livingston, Macomb, Oakland, Washtenaw, and Wayne counties) to achieve 83 programs per year. At this level the Mobile Learning Center will reach approximately 1,500 children with programs, assuming class sizes of about 18 students based on last year's program numbers.

2. Young Foundation: \$2,500, Growing Excitement for Science in Early Learners

The project provides early childhood teachers with engaging science-based education programs at schools where at least half of the children are eligible for the National School Lunch Program, with a focus on Oakland County. Programs will leave children with positive science experiences and give teachers programs that integrate into their curriculum needs. Teachers will receive a pre-visit video to prepare students for the classroom visit and a follow-up program survey.

3. Anonymous: \$10,000 for Get Out and Learn Scholarships

Get Out And Learn offers scholarships to cover transportation for in-person field trips or outreach programs at your school. All program fees are included in the scholarship in addition

to the cost of transportation to and from a Metropark. Qualifying schools must have at least 50% of their students eligible to receive the federal free and reduced lunch program.

4. Russell Family Foundation: \$46,100, Supplemental Science: Training Teachers to Use Experiential Outdoor Investigations to Generate Student Learning and Enthusiasm for Science

The Supplemental Science project is an outflow of the Supplemental Science Lessons project and is created to help teachers integrate experiential learning techniques that follow the NGSS into the classroom while sparking curiosity and excitement in their students. It meets the demand for Supplemental Science Lessons by providing teachers with no-cost training, outdoor experiences, and the tools necessary to integrate lessons into their science curriculum through a series of five workshops. Part of the project also involves the creation of “Investigation Boxes” that will include lessons and the materials needed to conduct the lessons in their classrooms or schoolyard.

5. NOAA – BWET: \$77,610 Science and Stewardship in the Heart of the Great Lakes

The primary goal of the project is to develop environmentally minded middle school students that have the knowledge and inclination to be stewards of their local watershed and recognize its place in the Great Lakes watershed. Under this goal, emerges two subgoals of the project:

- To develop in MCCSD middle school students, a lifelong connection to the Great Lakes, an understanding of the many roles and responsibilities each person has in stewardship of local and global environments, and how the practices of science can empower an understanding of and solve complex environmental challenges such as climate change.
- To develop in middle school teachers at MCCSD and across southeast Michigan, the knowledge and confidence about Great Lakes watersheds, climate change science, and incorporating MWEES to support authentic student engagement.





To: Board of Commissioners
From: Amy McMillan, Director
Subject: Approval – June Board of Commissioner Meeting Reschedule
Date: February 6, 2025

Action Requested: Motion to Approve

Background: The Board of Commissioners meeting scheduled for June 2025 conflicts with a planned holiday. Director McMillan and staff recommend rescheduling the June meeting to one of the following dates:

- Thursday, June 5, 2025
- Thursday, June 12, 2025



To: Board of Commissioners
From: Danielle Mauter, Chief of Marketing and Communications
Subject: 2024 Everyone in the Pool Report
Date: 2/5/2025

Action Requested: Motion to Receive and File

That the Board of Commissioners receive and file 2024 Annual Everyone in the Pool Report as recommended by Chief of Marketing and Communications, Danielle Mauter, and staff. This report includes a year-end update on the first year of implementation of the 5-year Everyone in the Pool Plan. The report includes updates on each outlined goal as well as data on demographics and skills assessments of participants.

EVERYONE IN THE POOL PROGRAM 2024 ANNUAL REPORT

Administrative Office
13000 High Ridge Drive
Brighton, MI 48114



[METROPARKS.COM](https://www.metroparks.com)

TABLE OF CONTENTS

Executive Summary 3

Progress Towards 5-year Goals 6

2024: By the Numbers 13

Winter/Spring Data 22

Summer Data 24

Fall Data 26

Testimonials 28

APPENDICES

Appendix 1: Swim Skills Assessment Data 30

EXECUTIVE SUMMARY

Drowning is an epidemic that hits low-income families and children of color the hardest, with Black children aged 5-19 five and a half times as likely as White children in the same age group to die from drowning. In Detroit, nearly 80% of children residing in households with incomes below \$50,000 do not know how to swim and a substantial 70% of youth have little to no swim experience.

That is why the Huron-Clinton Metroparks is committed to improving water safety so that more Michiganders in our region can safely and confidently enjoy the pools, lakes and rivers our state has to offer. 2024 was the first full year of implementation for the Metroparks', board

approved, [Everyone in the Pool 5-year plan](#). We were able to expand the number of partnerships, as well as the number of lessons, to serve 3,128 participants in 2024. We were also able to expand our reach to a wider range of people by offering adult swim lessons for the first time with our partners at YMCA of Metro Detroit locations and Whitmore Lake Community Recreation Center.

The Everyone in The Pool program continues to operate under the framework of the Metroparks Strategic Plan goal to listen and connect. We have taken community feedback from survey efforts and created customized partnership programs that deliver services in under-resourced communities and beyond. In addition, the Everyone in the Pool plan continues to increase the Metroparks services in equity emphasis area zip codes and builds community collaborations through

partners doing great work aligned with our goals.

In 2024, the Metroparks exceeded first year goals by expanding school year swim lesson programming, adding adult focused swim lessons and piloting lifeguard training and school day lessons opportunities. In 2024, 10 partner organizations were able to offer free water safety and swim lesson programs to 3,128 participants across Livingston, Oakland, Macomb, Washtenaw, and Wayne counties at 20 locations.

52% Participants left with average or high skill level in back float (only 5% left with No skill level)

87% Participants left with average or high skill level in entering and exiting the water independently

10 PARTNERS
20 LOCATIONS
3,128
FREE SWIM LESSONS

KEY FINDINGS

- All goals for 2024 outlined in the 5-year plan were met or exceeded.
- 3,128 total free swim lessons offered – Over and above the goal for 2024 by 1%.
- 52% of lesson participants left with average or high skill level in back float. This skill is a vital component of water safety as it allows people to keep their heads above the water and float to safety.
- Only 5% of lesson participants left with “no skill level” in back float.
- 87% of lesson participants left with average or high skill level in entering and exiting the water independently.
- 57% of lesson participants left with high or average skill level in being able to bob five times. This swimming skill teaches them to breathe under unexpected or accidental submersion by exhaling underwater and inhaling after they emerge.
- \$127,359 in additional funding secured.
- 80.8% of free swim lesson participants were from equity emphasis area zip codes.
- Adult swim lessons were added and youth lessons during the school day were piloted for the very first time in 2024.
- 6 new lifeguards were certified through 2024 recruitment and training efforts. Another 6 lifeguards were certified at Annapolis High School to build capacity for lessons with this new partner in 2025.

**Percentage of
participants from
equity emphasis zip codes** **80.8%**



PROGRESS TOWARDS 5-YEAR GOALS

BACKGROUND

In 2021, the Huron-Clinton Metroparks collaborated with the consulting firm Counsilman Hunsaker to conduct a [regional survey](#) identifying barriers to swim instruction and gaps in water safety. The findings revealed numerous barriers, with the most significant being the prohibitively high fees associated with swim lessons. This financial burden posed a particular challenge for families of color and Detroit residents, where studies indicate that 70 percent of children had limited to no swim experience.

From 2021 to 2023, the Metroparks, in collaboration with its community partners, provided more than 4,600 children with life-saving swim lessons free of charge. Demand and interest for free swim lessons remained high, as evidenced by registration for 2023 lessons filling up within 24 hours of opening to the public.

At the end of 2023, the Metroparks board approved the [Everyone in the Pool 5-year plan](#) with 2024 being the first year of implementation. The expansion of the Everyone in the Pool initiative is part of the Metroparks' broader regional effort toward a future in which we have reversed the staggering statistics in southeast Michigan and at least 70% of residents possess essential swimming skills.

PROGRESS IN EACH GOAL

GOAL: *Expand the Everyone in the Pool program to support at least 6,000 swim lessons annually by 2028. This expansion is part of our broader regional effort to reverse the existing statistic, striving towards a future in which 70% of residents in southeast Michigan possess essential swimming skills.*

Objective 1: *Increase the amount of free swim lessons regionally by working with additional partners and supporting additional sessions of lessons.*

The Metroparks will expand the Everyone in the Pool program by supporting an additional 1,000 lessons each year (minimum) to reach 6,000 free swim lessons offered annually by 2028.

Number of Lessons Offered Annually		
Year	Goal	Actual
2024	3,100	3,128
2025	4,100	
2026	5,100	
2027	6,100	
2028	6,100+	

Objective 2: Expand the number of school year swim lessons the Metroparks support by at least 20% yearly in each of the five counties.

Looking at participant zip codes from youth swim lesson programs offered in January-May 2024 and September-December 2024, we were able to assess where participants are from in the five counties served by the Metroparks. The goal number in each county is based on being 20% higher than the 2023 (pre-five-year-plan) baseline. That is why each county is different. This assessment helps us focus our attention for 2025 in developing new partnerships during the traditional “school year” to continue to serve more swimmers in each of the five counties throughout the year and to ensure all efforts are not focused only on summer.

This data is reported in two ways. This is because there are a number of zip codes in our region that cross county lines. When counting participation from an individual county, we had to make some decisions on which zip codes to count within each of the counties. The charts with those two different calculations are as follows. Using both calculation methods we were within a few participants of the goal or exceeding the goal.

Of the 217 zip codes intersecting the five counties Metroparks serves, 58 of them are in at least 2 counties. 5 of those are in 3 counties.

Lessons Supported During School Year										
Intersection Method										
	Livingston County		Macomb County		Oakland County		Washtenaw County		Wayne County	
Year	Goal	Actual	Goal	Actual	Goal	Actual	Goal	Actual	Goal	Actual
2024	48	169	190	247	30	378	175	192	557	958
2025	58		228		36		210		668	
2026	69		273		43		252		801	
2027	82		327		51		302		961	
2028	98		392		61		362		1,153	

Using “Intersection Method”, a zip code is counted within a county if it is contained wholly within that county AND if it crosses over and is partially within the county. Therefore, any zip code that has any piece within a county is counted in that county. This means that if a zip code crosses over a county line it is counted in BOTH counties in the above chart - leading to a higher overall total in this chart than actual overall. This chart should ONLY be used to look at the impact we had in an individual county, not the program overall numbers.

Lessons Supported During School Year										
<i>Centroid Method</i>										
	Livingston County		Macomb County		Oakland County		Washtenaw County		Wayne County	
Year	Goal	Actual	Goal	Actual	Goal	Actual	Goal	Actual	Goal	Actual
2024	48	51	190	184	30	118	175	167	557	824
2025	58		228		36		210		668	
2026	69		273		43		252		801	
2027	82		327		51		302		961	
2028	98		392		61		362		1,153	

Using “Centroid Method”, every zip code has a center point that is the total center geographically of that zip code. A zip code is counted in a county if the center point of that zip code is contained within the county boundary. This means each zip code overall is only counted once because a center point can only exist in one location. This chart shows an under count because there is one zip code we serve where the center point falls outside the boundary of one of our five counties.

We have defined “school year” as programs offered during the months school is traditionally in session, so for 2024 this was January-May and September-December. Some of these lessons occur during the actual school day and some are offered after school or on weekends, but they all occur in indoor pools during the “traditional school year”. The numbers in our zip code analysis for this goal include both adult and youth lessons offered in the school year.

In 2024, Metroparks was able to work with partners and offer lessons during the school day for the very first time. We had two partners that offered these lessons in 2024. Whitmore Lake Public Schools was a new partner for 2024. In addition to hosting adult swim lessons (spring/summer/fall), we partnered to offer free swim lessons to all 1st and 2nd graders at Whitmore Lake Elementary school during the school day for a two-week session for a total of 10 lessons. Bus transportation was included in the budget costs. This was a pilot program for school day swim lessons, and it was very well received. After the success of the pilot in the fall 2024, our partner expanded to more grade levels in the winter of 2025.

“Our WaveMaker swim program here at Whitmore Lake Community Recreation has grown incredibly over the last two years. From an average of 50 kids per session to well over 100, we know that the work of having certified instructors, lesson plans, games and parent involvement in safety nights has all been well worth it.

At the same time, our community has economic diversity that means we (were)are missing a lot of kids in our community! With the support of the Huron-Clinton Metroparks Everyone in the Pool grant, we are now reaching every 1st through 4th grade student in our district! What an amazing opportunity to meet the kids in the pool during the school day! Now every child in this lake community is being taught the basic skills to be safe in and around the water. Thank you, Huron-Clinton Metroparks.” -Ann Kehn, Recreation and Aquatics Director, Whitmore Lake Public Schools

Additionally, we worked with AquaLyfe and South Lake High School and YMCA of Metropolitan Detroit – Detroit Swims program to secure CDC Foundation grant funds that were aimed at supporting free lessons that had school partners. Through our two instructing partners (AquaLyfe and Detroit Swims) we were able to support after school lessons in South Lake School District and school day lessons at Detroit Public Schools Community District (DPSCD) schools. This grant and partnership will continue into 2025 to reach additional DPSCD schools and Center Line schools as well.

Objective 3: Establish a formal data collection and reporting structure for all free water safety and swim lessons organized through the Everyone in the Pool program

The Metroparks utilize different methods of formal data collection and reporting, including a skills assessment evaluation, demographic data collection, and an annual reporting process.

The skill assessment evaluation compares pre-lesson and post-lesson analysis, based on American Red Cross Swim Skills (level 1). This analysis allows us to see what skills are being taught and what percentage of participants are moving from no or low skill level to an average or high skill level. In most partnered locations, the parents of participants are completing the pre-lesson skills assessment, and the instructors are completing the post-lesson skills assessment. We recognize that this leads to the possibility for inaccurate data, but this was a constraint at our partnered sites who felt burdened by completing the forms twice. Additionally, each season of lessons we see that not all of the pre and post assessments are completed for participants, and that will be noted in the data in the following sections. We are continuing to work with partners on improving the accuracy of these assessments AND the percentage of them that are completed.

In addition to skills data, we are gathering demographic information including zip codes and ages. This allows us to know where participants come from and what age ranges we are most closely serving.

We are committed to conducting an annual review of our data collection process, making necessary revisions as needed. For example, we have identified a need to streamline the tracking of this data collection and have established new internal tracking methods for 2025.

To maintain transparency and accountability, our annual report of the Everyone in the Pool program will be presented annually to the Metroparks Board of Commissioner's.



GOAL: Increase the number of certified lifeguards and swim instructors in southeast Michigan so that by 2028 Metroparks facilities and partner swim lesson facilities remain fully staffed all summer long.

Objective 1: Launch Pilot collaborative Lifeguard Training Program with YMCA in Wayne County

In partnership with the YMCA of Metropolitan Detroit, we were able to launch a pilot Lifeguard Training program in 2024, training 6 lifeguards. This pilot program was structured so that applicants interested in becoming lifeguards could apply for a lifeguard position at Metroparks without their lifeguard certification. They could then receive a code from us to register for a certification course at the YMCA at no cost to the participant. These courses took place indoors and therefore could be completed prior to the Metroparks busy summer season. Once they passed and were certified, they worked at Metroparks aquatic facilities. In 2024, the YMCA decided to waive the fees during this pilot program and therefore Metroparks did not have to reimburse the costs of these trainings.

This pilot was in addition to Metroparks staff in the Southern District offering free lifeguard courses after school lets out locally at the start of busy season in Metroparks pools, which has been done for a number of years.

Through these two efforts, Metroparks was able to open Turtle Cove on June 15, seven days a week, without capacity limitations for the duration of summer - the first time since the start of the pandemic.

Objective 2: Expand lifeguard training program pilot to include all five counties we serve and explore program opportunities for junior lifeguarding and ongoing career opportunities.

In 2024, in addition to the recruitment pilot with YMCA, we started work with a new partner, Annapolis High School, who has a pool and was interested in building capacity and eventually offering swim lessons in their community. Their barriers included funding availability and lack of instructors and staff capacity to facilitate lessons. They fall within an equity emphasis area in Wayne County that could highly benefit from these efforts.

Metroparks was able to secure grant funding through Community Foundation of Southeast Michigan to help build this capacity with them. We worked with our existing partner, YMCA, to bring an instructor to Annapolis High School and train 6 lifeguards. Then we coordinated with our partner at Whitmore Lake Public Schools to schedule a Water Safety Instructor course that will take place in 2025. With lifeguards and water safety instructors in place, Annapolis high school will be able to offer free swim lessons to Dearborn Height students in 2025, and we are exploring a partnership with them that could include school day and after school lessons going forward.

As we look at the next four years, our goal is to increase lifeguard training in two counties for 2025, three counties in 2026, four counties in 2027, and all five counties in 2028.

GOAL: Increase Water Fitness Programs at the Metroparks by 20% yearly through 2028.

2024 was the year for us to establish baseline data points for the number of water fitness programs offered in Metroparks. This allows us to establish future growth goals for 2025 and beyond. Though the original goal is written to look solely at the number of water fitness programs offered, we are also looking at capturing number of program participants served.

In 2024, we were able to offer 3 water fitness programs: two sessions of Water Aerobics at Lake St. Clair Metropark, Race the Rapids 5k at Lower Huron Metropark’s Turtle Cove, and River Walkers at Lower Huron Metropark’s Turtle Cove. Our goal for 2025 will be to offer 4 water fitness programs at the Metroparks. Below shows the total number of participants in 2024 water fitness programs and where we will look to grow in 2025.

Water Fitness Programs Numbers		
<i>Year</i>	<i>Goal of Programs/Participant Numbers</i>	<i>Actual Programs/Participant Numbers</i>
2024	<i>Establish baseline data</i>	3/226
2025	4/272	
2026	Will be based off 2025 actuals	
2027	Will be based off 2026 actuals	
2028	Will be based off 2027 actuals	

Looking at the number of registered water fitness program participants from 2023 to 2024, we saw an overall growth of 74% in registration. Race the Rapids at Lower Huron grew 52%, serving 99 participants in 2023 to 150 participants in 2024. Water Aerobics at Lake St. Clair grew 77%, serving 26 participants in 2023 to 46 participants in 2024. River Walkers at Lower Huron grew 500%, serving 5 participants in 2023 to 30 participants in 2024.

In line with this goal, we plan to expand our water fitness programs over time to encompass the water facilities at Lower Huron, Willow, Lake St. Clair, and Lake Erie Metroparks, as well as the beaches at Kensington, Lake St. Clair and Stony Creek Metroparks.



GOAL: Secure external funding of at least \$500,000 annually by 2028 to expand free Everyone in the Pool Program and regional lifeguard training programs.

ANNUAL EXTERNAL FUNDING		
	<i>Annual Goal of dollars secured in grant, corporate, and philanthropic funding</i>	<i>Actual dollars secured in grant, corporate, and philanthropic funding</i>
2024	\$100,000	\$127,359
2025	\$200,000	
2026	\$300,000	
2027	\$400,000	
2028	\$500,000	

Metroparks was awarded grant funding through the Community Foundation of Southeast Michigan (CFSEM) and the CDC Foundation in 2024. Both of these grant sources are reimbursement grants and have work that carries over into 2025.

CFSEM awarded \$77,320 for specified programming through September 2025 to help increase adult lessons, lifeguard trainings, and water safety instructor trainings with YMCA of Metropolitan Detroit and Dearborn Heights School District #7. In 2024, we were able to provide 103 adult swim lessons with YMCA of Metropolitan Detroit, half of the CFSEM grant funded adult swim lessons, while the remaining 100 adult swim lessons will be scheduled for May-September 2025 with YMCA of Metropolitan Detroit. With new partner Dearborn Heights School District #7, we were able to collaborate with YMCA to offer trainings to build up staff and instructor capacity to offer lessons. Six new lifeguards were trained at Annapolis High School. We are collaborating to also train eight Water Safety Instructors and will be offering youth lessons here in 2025 for the first time through this grant source.

Centers for Disease Control and Prevention (CDC) Foundation awarded \$50,039 through April 2025 to support swim lessons for youth ages 6-15 through partnerships within schools. We are working with Aqualyfe and South Lake High School and YMCA of Metropolitan Detroit – Detroit Swims, DPSCD and Center Line School for these lessons.



GOAL: Create a Southeast Michigan Swim and Water Safety Coalition by end of 2025

In 2024, partners identified hiring and training to be an area of need that a larger regional coalition would be able to work on and address. In 2025, we will actively seek new partners, funders, and stakeholders who are interested in participating in this coalition and establish an initial meeting format and schedule.

In line with the Metroparks' Strategic Plan, the coalition will prioritize listening to and engaging with our community stakeholders when it comes to regional water safety and swim lessons. This collaborative approach ensures that our coalition's efforts align with the needs and interests of the people we serve.



2024: BY THE NUMBERS

Overall, we were able to serve 3,128 swimmers in 2024 across 20 sites with 10 partners. 2024 included our first ever adult-focused swim lessons and school day swim lessons.

The demand and interest for free swim lessons remains high, as evidenced by registration for each of the sites filling up quickly, typically within 24 hours of it opening to the public, and as little as an hour in some cases. We continue to improve the process for registration and have improved communication with advanced notices and step-by-step instructions to give more support for using the registration platform. The Metroparks continue to use a text message reminder and waitlist process to help reduce absences and no-shows and maximize attendance at full capacity of the water safety and free swim lesson programs.

Additionally, to continue to determine the impact and skill progression of the participants, all partnered sites utilized a standard form to collect pre-lesson and post-lesson assessments for each swimmer. We had a 27% completion rate of pre-assessments overall and a 66% completion rate of post assessments overall. We attribute the low per-assessment completion rate to parents and guardians not completing it as instructed. In 2025, we will continue to implement new ideas and processes to increase the number of complete assessments captured, and the accuracy of those collected.

ASSESSMENT ANALYSIS

All partnered sites in the Everyone in the Pool program used consistent skill assessment forms in 2024. The skill assessment evaluation compares pre-lesson and post-lesson abilities, based on American Red Cross Swim Skills (level 1). This analysis allows us to see what skills are being taught and what percentage of participants are moving from no or low skill level to an average or high skill level.

In most partnered locations, the parents of participants are completing the pre-lesson skills assessment and the instructors are completing the post-lesson skills assessment. We recognize that this leads to the possibility for missing and inaccurate data, but this was a constraint at our partnered sites who felt burdened by completing the forms twice.

Additionally, each session we see that not all of the pre and post assessments are completed for participants. The dataset below includes 853 pre-lesson skills assessments (27% completion rate compared to total lessons offered) and 2,056 post-lesson skills assessments (66% completion rate compared to total lessons offered) from all 2024 seasons of swim lessons that totaled 3,248 lessons offered.

The full details of these skills assessments analysis can be found in Appendix 1 on page 30.

The skills assessments look at the following skills as defined:

- Enter Independently - Swimmer can avoid injury and build confidence by learning how to sit and slowly move into the water.
- Exit Independently - Swimmer should know how to quickly get out of the pool, whether that's using the steps or pulling themselves up and out in areas where ladders aren't available. A swimmer needs to be strong enough to exit a pool independently or be aided until they can accomplish the skill independently.
- Blow Bubbles - Blowing bubbles is the start of learning breath control. By getting into a pattern of breathing in when your face is out of the water and blowing out when your face is in the water, oxygen keeps flowing to the muscles while you swim. A swimmer should: Be comfortable with water on the face and blowing bubbles in the water.
- Bob 5 times - A perfectly executed bob is when a swimmer, who is holding on to the edge of the pool with two hands, takes a BIG breath in through their mouth and then submerges their head fully underwater while releasing air out their nose. The air exhaled through the nose becomes bubbles once your child is submerged underwater.
- Retrieve Submerged Object - Open eyes underwater and retrieved submerged objects.
- Front Glide – Perform a front glide and recover to a vertical position. In front glide position, your head is face down in the water and aligned with your arms above your head, biceps at your ears, drag is significantly decreased. Vertical: The swimmer's body is fully extended and perpendicular to the surface, with legs together and head facing downward. The head - most notably, the ears - hips and ankles are aligned.
- Back Float – Back float for 5 seconds. A floating position on one's back with arms extended out to the sides and face upward. A swimmer can lay on their back, press down toward the bottom with your shoulders and chest, and allow your belly button to float as if it is being pulled by a string. Body is completely relaxed.
- Roll from Front to Back - BACK FLOAT- Lay on back, press down toward the bottom with shoulders and chest, allow belly button to float as if it is being pulled by a string. Body is completely relaxed. **FRONT FLOAT- Lay down face first in the water. Rollover: A swimmer can use their arms and legs to roll from front float to back float and back float to front float. This helps swimmers to be prepared if they jump or fall into the water and there isn't a wall nearby. The jump rollover float allows the swimmer to roll over and catch a breath.
- Tread Water - Swimmer is moving the legs in a bicycle motion while holding the arms out and rotating them with cupped hands. As children become stronger in the water, treading and floating become essential skills to help them swim independently.
- Alternating and simultaneous leg and arm actions on front - Swimmer is able to lie on stomach and flutter your legs THEN alternate the arms in a windmill motion. Swimmer propels themselves forward with moderate speed in a specific direction.
- Alternating and simultaneous leg and arm actions on back - Swimmer is able to use one arm pulls through the water from an overhead position to the hip, the other arm recovers above the water from the hip to the overhead position and vice versa. THEN flutter legs.

- Combine arm and leg actions on front - Also known as the front crawl, this is the classic swimming posture. Lie on your stomach and flutter your legs while alternating the arms in a windmill motion. You propel yourself forward with moderate speed in a specific direction.
- Combine arm and leg actions on back - The backstroke, or back crawl, uses alternating and opposite arm movements. As one arm pulls through the water from an overhead position to the hip, the other arm recovers above the water from the hip to the overhead position and vice versa.

ASSESSMENT ANALYSIS FOR 2024			
Swim Skill	<i>Percentage of participants STARTING with No or Low Skill Level</i>	<i>Percentage of participants LEAVING with No or Low Skill Level</i>	<i>Percentage of participants LEAVING with Average or High Skill Level</i>
Enter Independently	15.71%	12.74%	87.11%
Exit Independently	16.65%	12.69%	87.16%
Blow Bubbles	52.75%	39.79%	60.07%
Bob 5x	60.49%	42.41%	57.44%
Retrieve Submerged Object	65.65%	46.40%	53.50%
Front Glide	69.40%	48.93%	50.92%
Back Float	68.46%	47.57%	52.24%
Roll from Front to Back	75.15%	56.81%	43.04%
Tread Water	78.08%	64.30%	35.55%
Alternating and simultaneous leg and arm actions on front	75.50%	56.52%	43.34%
Alternating and simultaneous leg and arm actions on back	78.55%	60.55%	39.30%
Combine arm and leg actions on front	77.02%	59.24%	40.61%
Combine arm and leg actions on back	79.60%	64.45%	35.41%

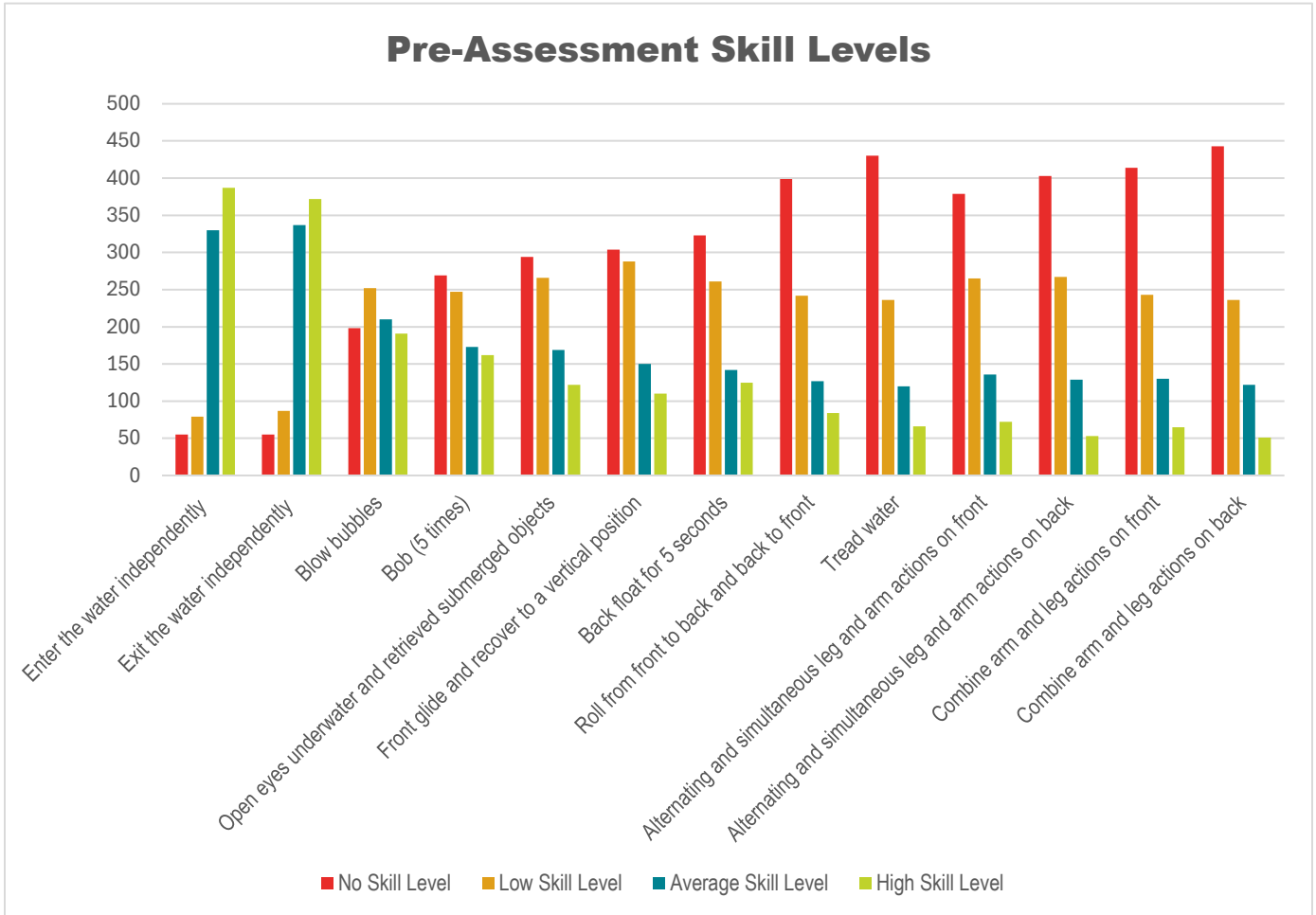
Data Notes:

- The dataset includes 853 pre-lesson skills assessments (27% completion rate compared to total lessons offered) and 2,056 post-lesson skills assessments (66% completion rate compared to total lessons offered) from all 2024 seasons of swim lessons that totaled 3,248 lessons offered.
- AquaLyfe and YMCA – Detroit Swims did not use Metroparks’ pre and post skills assessments in fall lessons because those lessons were funded through a grant from CDC Foundation that required us to use a CDC provided assessment. It was not

intended for partners to have to complete to assessment forms, so only the grant required form was used.

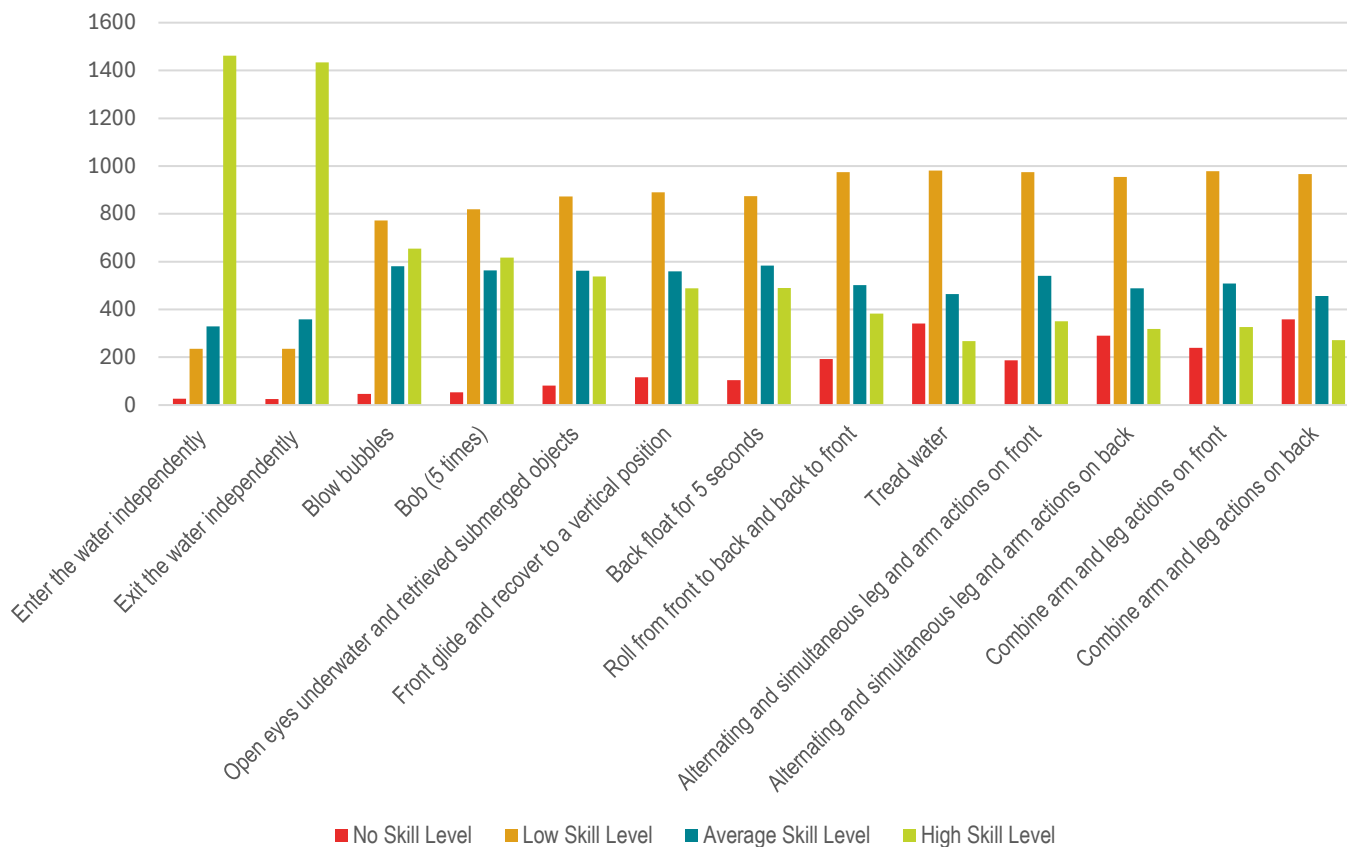
- We recognize that the low completion rate of pre-lesson skills assessments skews our ability to analyze the change from start to finish in 2024. We will work to improve this in 2025.

The graphs below show the overall breakdown of skill level of each skill reported in pre and post lesson skills assessments. In the pre-assessment graph, you will notice that as skills get more difficult across the horizontal axis, more participants at low and no skill levels. This is to be expected.



In the post-assessment graph on the next page, you notice the skill levels to be a little more evenly distributed in each skill, but if you look at the “No Skill Level” red bars across the horizontal axis you will see that very few participants left with no skill level. In fact, only 27 and 25 students (1%) out of 2,056 completed post-lesson assessments, left with no skill in the easiest skills of entering and exiting the water; and only 359 students (17%) out of 2,056 completed post-lesson assessments, left with no skill in the hardest skill.

Post Assessment Skill Levels



KEY FINDINGS:

- In every skill in the assessment, we noticed the number of participants with “no” or “low” skill level was fewer at the end than the beginning of lessons. This tells us that even though not all participants are leaving at high skill level, they are making progress and ending in a better place than they started – i.e. low/no skill level numbers are decreasing.
- Only 27 and 25 students (1%) out of 2,056 completed post-lesson assessments, left with no skill in the easiest skills of entering and exiting the water; and only 359 students (17%) out of 2,056 completed post-lesson assessments, left with no skill in the hardest skill.
- 52% of lesson participants left with average or high skill level in in back float. This skill is a vital component of water safety as it allows people to keep their heads above the water and float to safety.
- Only 5% of lesson participants left with “no skill level” in back float.
- 87% of lesson participants left with average or high skill level in entering and exiting the water independently.
- 57% of lesson participants left with high or average skill level in being able to bob five times. This swim skill teaches them to breathe under unexpected or accidental submersion by exhaling underwater and inhaling after they emerge.

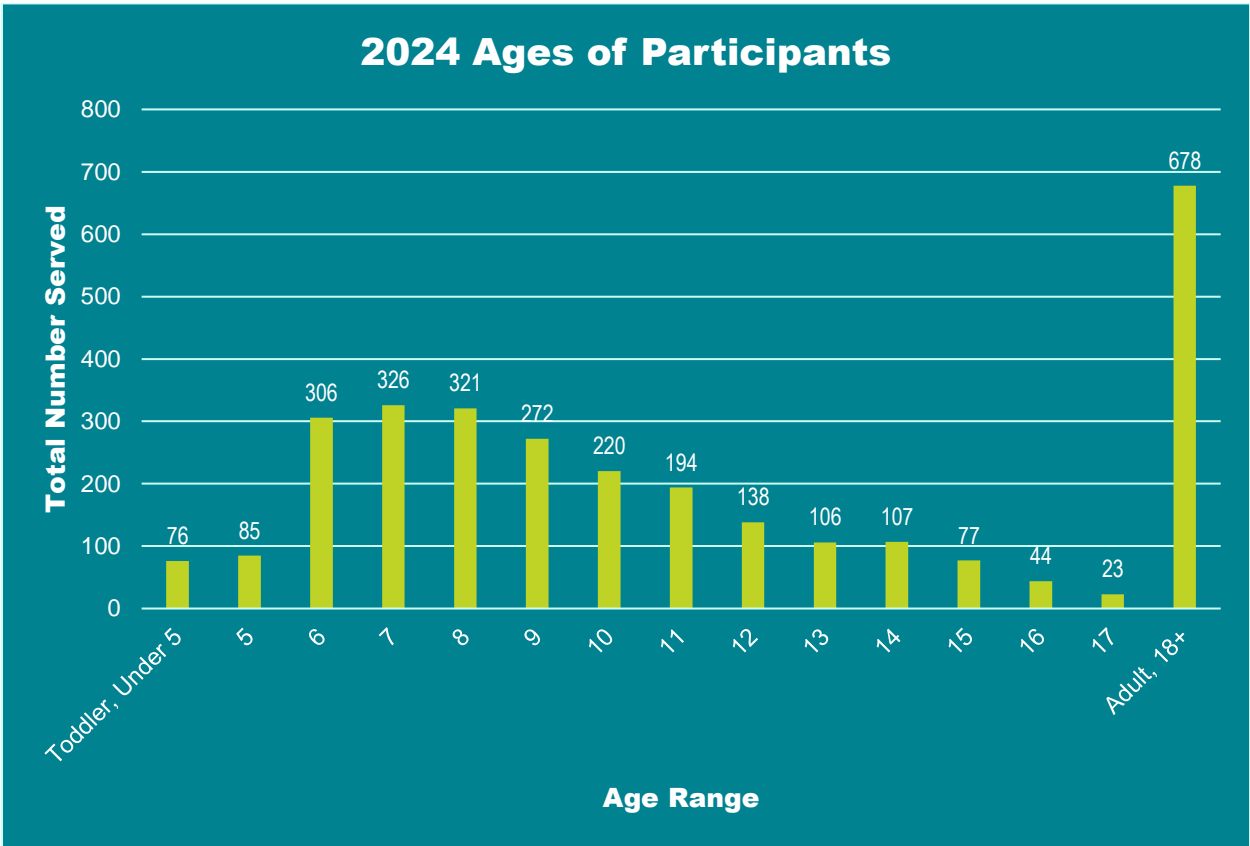
- 60% of participants left with average or high skill level in blowing bubbles. This swim skill helps teach breath control and works to alleviate the fear of face submersion and is critical to water safety to properly learn to inhale through your mouth when your face is above water and exhale through your mouth or nose with your face is underwater as opposed to holding your breath or aspirate.



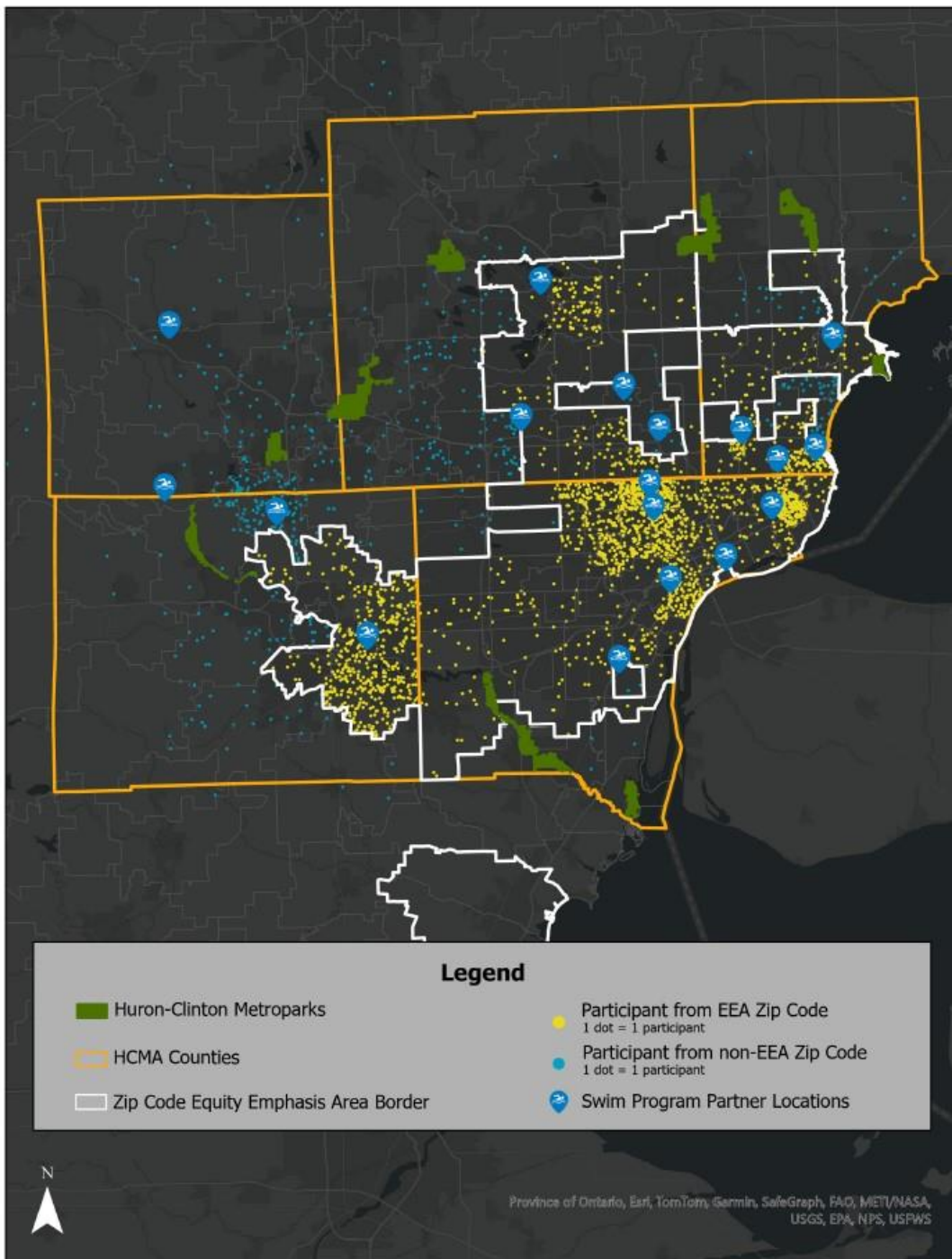
ZIP CODES & AGES SERVED

We collected zip codes and ages from participants in all partnered locations. It is important to note that we did not receive back all the demographic data from partners. We received 95% of participants ages and zip codes, so the findings and charts on the following pages are missing 5% of participants, but still show an accurate representation of participants served in these lessons. Some of the “missing” data can be attributed to participants who registered and didn’t show up and/or only participated in one lesson, while some of it could just be that data wasn’t collected in error.

The majority of youth lessons Metroparks supports are geared to 5-14 year olds, but they will accept other ages. 2024 was the first year serving adults, with 678 lessons provided to participants 18 years old and above. Our oldest Everyone in the Pool participant was 83 years old. The graph below shows the participation from various ages. All adults have been grouped together in one bar and youth ages are represented as individual bars by age. We can see that ages 6-11 are the most popular ages to enroll in swim lessons. This is consistent with prior data from the [regional swim study](#) in 2021 that cited elementary ages being a critical age for swim lessons and water safety learning.



Below is a map that visually represents where participants came from. It is mapped by reported zip code of where participants live. You will notice they are primarily concentrated around lesson locations, which supports the swim study finding that travel distance is a barrier to participation. Additionally, you will notice that participation is concentrated in equity emphasis zip code areas. In fact, 80.8% of participants resided in equity emphasis areas. This supports the Strategic Plan objectives of delivering customized programming to under-resourced communities by meeting the following objectives: creating listening opportunities that help the Metroparks understand resident needs; increase access to Metroparks services for Wayne County and the City of Detroit with a physical presence and customized programming; increase engagement with Metroparks services; and, increase access to Metroparks services for underserved communities with customized programming.



KEY FINDINGS:

- Though it is increasingly important to support the development of youth swimming skills, the demand for adult swim lessons was used to add adult lessons in 2024, and lessons were filled every time they were offered. These lessons served 678 adults.
- The average age of youth participants in 2024 was 9 years old.
- Ages 6-11 are the most popular ages to enroll in swim lessons. This is consistent with prior data from the regional swim study in 2021 that cited elementary ages being a critical age for swim lessons and water safety learning.
- 80.8% of participants resided in equity emphasis areas and lived near the site locations of lessons.



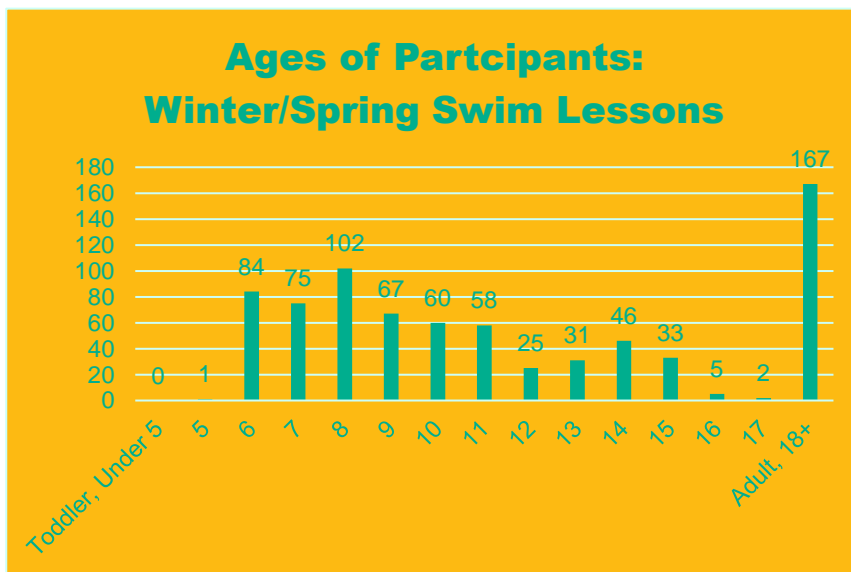
2024 WINTER/SPRING DATA

WINTER/SPRING SWIM LESSONS

We have defined winter/spring as lessons that occurred January - May 2024. During the winter/spring season of January - May, 673 participants were served through 4 partnerships. The following data is specific to those lessons.

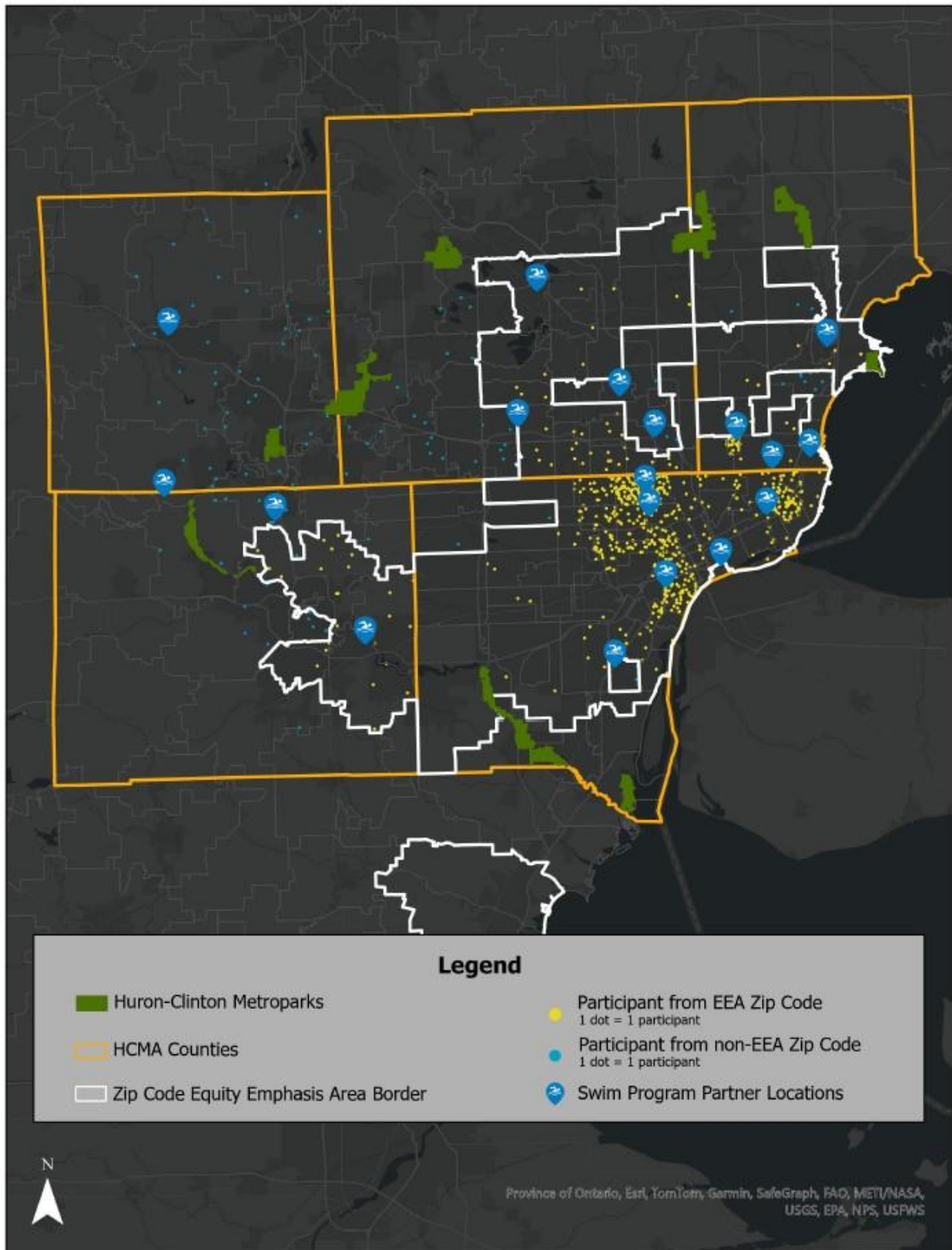
Total Number of Swimmers Per Location Winter/Spring 2024			
Partner	Location(s)	County	Total number of swimmers
City of Detroit Parks & Recreation	Adams Butzel, Patton, Heilmann, & Northwest Community Centers	Wayne	350
YMCA of Metropolitan Detroit – Detroit Swims	Center Line High School	Macomb	175
Howell-Highlander Aquatic & Fitness Center	Highlander Aquatic & Fitness Center	Livingston	48
YMCA of Metropolitan Detroit – Adult Lessons	Macomb, Boll, Downriver, Farmington, Birmingham, and South Oakland Family YMCA's	Macomb, Wayne, Oakland	100

AGES OF PARTICIPANTS



The winter/spring season in 2024 was the first where we were able to offer adult swim lessons. Remember that we received 95% of participant demographic information back from partners, so the total numbers here in this graph are of reported zip codes and differ slightly from the total lessons offered numbers above. We served 589 youth participants and 167 adult participants. The average age of participants in this season was 9.62.

ZIP CODE ANALYSIS – WINTER/SPRING



2024 SUMMER DATA


SUMMER SWIM LESSONS

We have defined winter/spring as lessons that occurred late May – early September 2024. During the summer season, 1,587 participants were served through 9 partnerships at 18 locations.

Total Number of Swimmers Per Location Summer 2024			
<i>Partner</i>	<i>Location(s)</i>	<i>County</i>	<i>Total number of swimmers</i>
City of Detroit Parks & Recreation	Brennan, Adams Butzel, Patton, Heilmann, & Northwest Community Centers	Wayne	350
Chandler Park & AquaLyfe	Chandler Park Family Aquatic Center	Wayne	80
Friends of Rutherford Pool and Washtenaw County Parks	Rutherford Pool	Washtenaw	514
Oakland County Parks and Oakland County Sheriff PAL	Waterford Oaks	Oakland	240
Howell-Highlander Aquatic & Fitness Center	Highlander Aquatic & Fitness Center	Livingston	48
Ann Arbor YMCA	YMCA Camp Birkett	Livingston	20
YMCA of Metropolitan Detroit – Youth Lessons	Macomb Family YMCA	Macomb	175
YMCA of Metropolitan Detroit – Adult Lessons	Macomb, Boll, Downriver, Farmington, Birmingham, and South Oakland Family YMCA's	Macomb, Wayne, Oakland	100
Whitmore Lake Public Schools – Adult Lessons	Whitmore Lake Community Pool	Livingston, Washtenaw	60

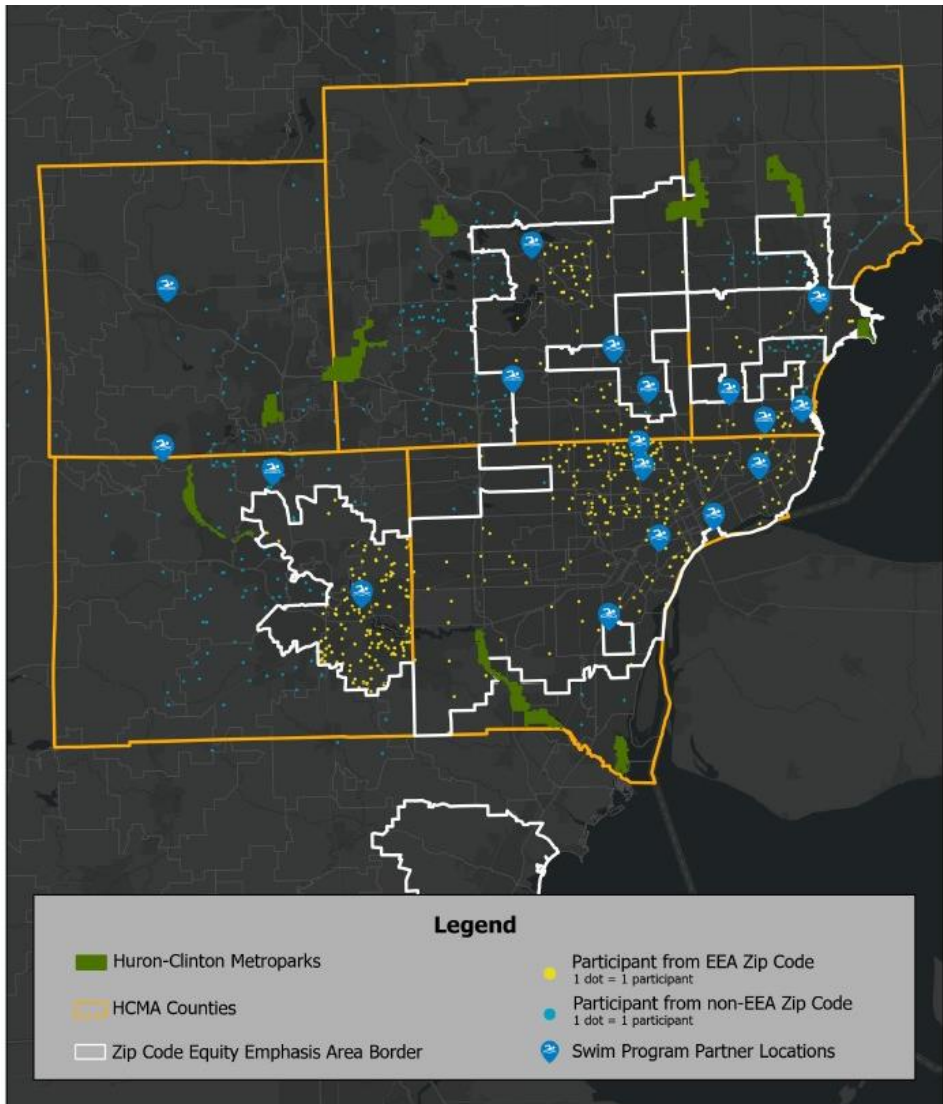


AGES OF PARTICIPANTS



Remember that we received 95% of participant demographic information back from partners, so the total numbers here in this graph are of reported zip codes and differ slightly from the total lessons offered numbers above. In Summer 2024 we served 1,275 youth participants and 342 adult participants. The average age of participants in this season was 8.95.

ZIP CODE ANALYSIS – SUMMER



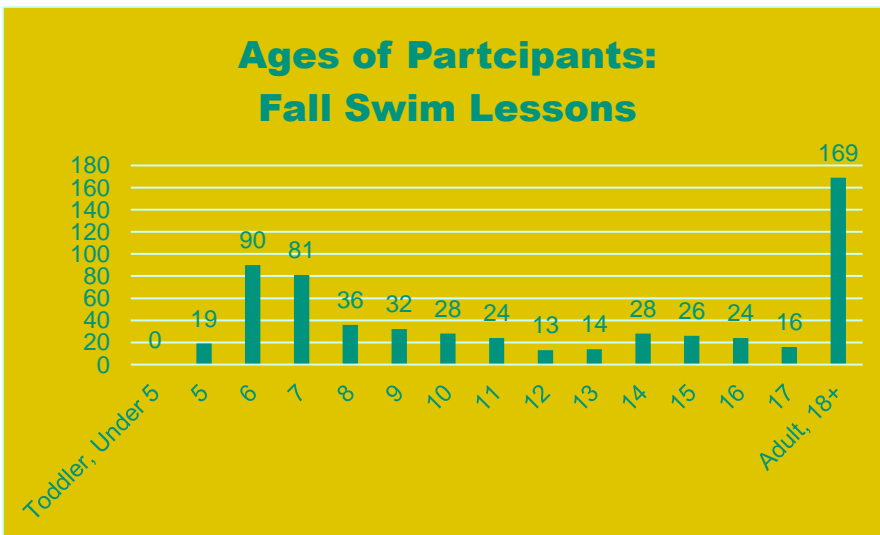
2024 FALL DATA

FALL SWIM LESSONS

We have defined Fall as lessons that occurred late September - December 2024. During the fall season, 868 participants were served through 7 partnerships.

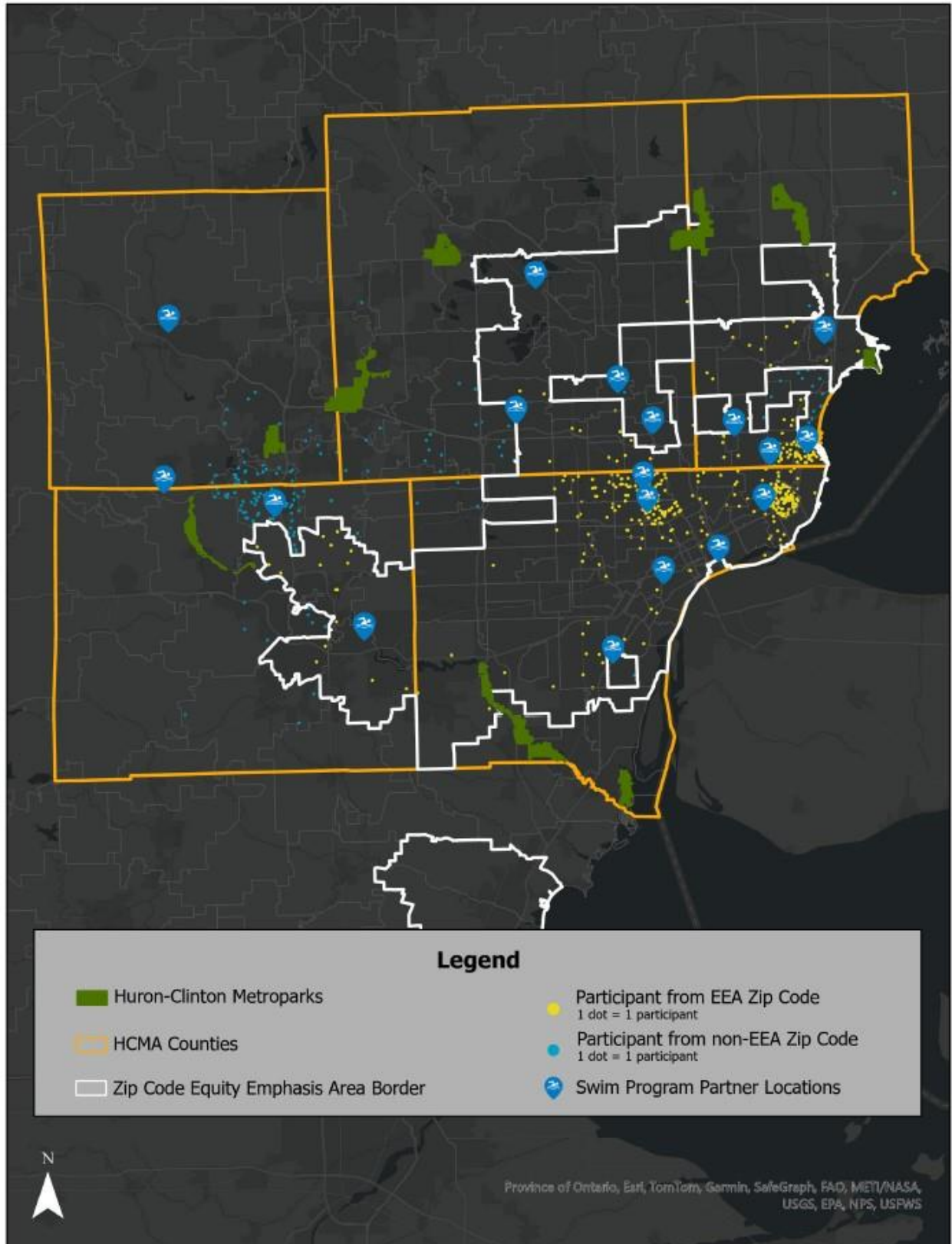
Total Number of Swimmers Per Location Fall 2024			
<i>Partner</i>	<i>Location(s)</i>	<i>County</i>	<i>Total number of swimmers</i>
City of Detroit Parks & Recreation	Adams Butzel, Patton, Heilmann, & Northwest Community Centers	Wayne	350
AquaLyfe	South Lake High School	Wayne	120
YMCA of Metropolitan Detroit – Detroit Swims	DPSCD Schools	Wayne	78
Howell-Highlander Aquatic & Fitness Center	Highlander Aquatic & Fitness Center	Livingston	48
YMCA of Metropolitan Detroit – Adult Lessons	Macomb, Boll, Downriver, Farmington, Birmingham, and South Oakland Family YMCA's	Macomb, Wayne, Oakland	100
Whitmore Lake Public Schools – Youth Lessons	Whitmore Lake Community Pool	Livingston, Washtenaw	100
Whitmore Lake Public Schools – Adult Lessons	Whitmore Lake Community Pool	Livingston, Washtenaw	72

AGES OF PARTICIPANTS



Remember that we received 95% of participant demographic information back from partners, so the total numbers here in this graph are of reported zip codes and differ slightly from the total lessons offered numbers above. In Fall 2024 we served 431 youth participants and 169 adult participants. The average age of participants this season was 9.66.

ZIP CODE ANALYSIS



2024 TESTIMONIALS

ADULT SWIM LESSONS

"I am loving my swim classes. I have learned so much. At first I was scared, worried, nervous, etc. I wanted to learn to swim, but was worried I couldn't keep up or would hold others in my classes back, but the instructors have helped me to feel more at ease in the pool. They have helped me to want to try harder and do more to enjoy swimming. I feel more comfortable in the pool. I'm understanding that I have ways to be safe in the water by floating, doing the backstroke and relaxing and breathing.

I like the size of the classes..not so big...so everyone can get some individual attention. The instructors are awesome. Ann, Katie, Joyce, etc. have helped me to feel more comfortable in the water. They encourage us to get more practice which is a vital part of gaining proficiency in the water. The instructors are great at showing us different ways to improve. I'm slowly learning not to panic if I can't touch the bottom of the pool. I need more practice and more instruction to keep improving that's why I'm signing up for the Sunday classes starting in September.

I want to thank Huron-Clinton Metropark for their initiative. Finding these classes has given me the push to finally learn how to swim at 77 years old. This is something I've wanted to do for years so now is my chance. Thank you to Ann, WLHS and all involved in this great program."

- Mary

"I wanted to drop you a quick note to say thank you for the great swimming classes!

As you know, I started swimming last Fall through the Umich (KCP) class at Whitmore Lake Community Pool. Though that other class has been great - and I have them to thank for helping me find an exercise that I actually enjoy - even their beginner class was a little too advanced for me. I am glad I came to the WLCR/Metroparks class because I got a chance to learn and practice the basics to actually swim well!

I appreciate having so many top-notch instructors in class, as that allows for more personalized instruction and feedback. Not to mention, it makes me feel safer in the water. I love the drills we do in class - they are hard, but very helpful! Every instructor is just so amazing and kind, so it's no surprise that every student wants to go on to another season.

Also, I know that you put a ton of work into WLCR programs. I mean, you practically live at the aquatic center! :D Please know that your work is very much appreciated, and that you are having a positive impact even beyond Whitmore Lake.

I was truly impressed with myself today, finally being able to make it across the whole pool - not once, not twice, but three times! It's so rewarding. :) Yet, I know I still have a lot to learn, so I plan to attend the next season."

- Gabriel Mongefranco

YOUTH SCHOOL-DAY SWIM LESSONS

"Our WaveMaker swim program here at Whitmore Lake Community Recreation has grown incredibly over the last two years. From an average of 50 kids per session to well over 100, we know that the work of having certified instructors, lesson plans, games and parent involvement in safety nights has all been well worth it.

At the same time, our community has economic diversity that means we are missing a lot of kids in our community! With the support of the Huron-Clinton Everyone in the Pool grant, we are now reaching every 1st through 4th grade student in our district! What an amazing opportunity to meet the kids in the pool during the school day! Now every child in this lake community is being taught the basic skills to be safe in and around the water. Thank you, Huron-Clinton Metroparks."

-Ann Kehn, Recreation and Aquatics Director, Whitmore Lake Public Schools



APPENDIX 1: **SWIM SKILLS** **ASSESSMENTS DATA**



ASSESSMENT RAW DATA

Included in this appendix is the raw data of skills assessments that feed the findings in the previous report sections.

PRE-ASSESSMENT DATA

Partner	Number of Pre-Assessments Completed	Total Lessons Offered	Percentage of Completed Pre-Assessments
City of Detroit Parks and Recreation	158	1050	15%
YMCA of Metropolitan Detroit	134	475	28%
Centerline - YMCA Detroit Swims	70	253	28%
Chandler Park	25	80	31%
Howell-Highlander	85	144	59%
Rutherford Pool	64	514	12%
Oakland County Parks - Waterford Oaks	89	240	37%
Whitmore Lake Public Schools	228	232	98%
Ann Arbor YMCA Camp Birkett	0	20	0%
South Lake High School - AquaLyfe	0	120	0%
TOTAL	853	3128	27%

Data Notes:

- The dataset includes 853 pre-lesson skills assessments (27% completion rate compared to total lessons offered) from all 2024 seasons of swim lessons that totaled 3,248 lessons offered.
- AquaLyfe and YMCA – Detroit Swims did not use Metroparks’ pre and post skills assessments in fall lessons because those lessons were funded through a grant from CDC Foundation that required us to use a CDC provided assessment. It was not

intended for partners to have to complete to assessment forms, so only the grant required form was used.

- We recognize that the low completion rate of pre-lesson skills assessments skews our ability to analyze the change from start to finish in 2024. We will work to improve this in 2025.

Number of participants reporting certain skill levels at the start of lessons.

	Enter the water independently	Exit the water independently	Blow bubbles	Bob (5 times)	Open eyes underwater and retrieved submerged objects	Front glide and recover to a vertical position	Back float for 5 seconds	Roll from front to back and back to front	Tread water	Alternating and simultaneous leg and arm actions on front	Alternating and simultaneous leg and arm actions on back	Combine arm and leg actions on front	Combine arm and leg actions on back
No Skill Level	55	55	198	269	294	304	323	399	430	379	403	414	443
Low Skill Level	79	87	252	247	266	288	261	242	236	265	267	243	236
Average Skill Level	330	337	210	173	169	150	142	127	120	136	129	130	122
High Skill Level	387	372	191	162	122	110	125	84	66	72	53	65	51
Total	851	851	851	851	851	852	851	852	852	852	852	852	852

Percentage of participants reporting certain skill levels at the start of lessons.

	Enter the water independently	Exit the water independently	Blow bubbles	Bob (5 times)	Open eyes underwater and retrieved submerged objects	Front glide and recover to a vertical position	Back float for 5 seconds	Roll from front to back and back to front	Tread water	Alternating and simultaneous leg and arm actions on front	Alternating and simultaneous leg and arm actions on back	Combine arm and leg actions on front	Combine arm and leg actions on back
No Skill Level	6%	6%	23%	32%	34%	36%	38%	47%	50%	44%	47%	49%	52%
Low Skill Level	9%	10%	30%	29%	31%	34%	31%	28%	28%	31%	31%	28%	28%
Average Skill Level	39%	40%	25%	20%	20%	18%	17%	15%	14%	16%	15%	15%	14%
High Skill Level	45%	44%	22%	19%	14%	13%	15%	10%	8%	8%	6%	8%	6%

POST-ASSESSMENT DATA

Partner	Number of Pre-Assessments Completed	Total Lessons Offered	Percentage of Completed Pre-Assessments
City of Detroit Parks and Recreation	958	1050	91%
YMCA of Metropolitan Detroit	141	475	30%
Centerline - YMCA Detroit Swims	86	253	34%
Chandler Park	20	80	25%
Howell-Highlander	101	144	70%
Rutherford Pool	266	514	52%
Oakland County Parks - Waterford Oaks	267	240	111%
Whitmore Lake Public Schools	205	232	88%
Ann Arbor YMCA Camp Birkett	12	20	60%
South Lake High School - AquaLyfe	0	120	0%
TOTAL	2056	3128	66%

Data Notes:

- The dataset includes 2,056 post-lesson skills assessments (66% completion rate compared to total lessons offered) from all 2024 seasons of swim lessons that totaled 3,248 lessons offered.
- AquaLyfe and YMCA – Detroit Swims did not use Metroparks’ pre and post skills assessments in fall lessons because those lessons were funded through a grant from CDC Foundation that required us to use a CDC provided assessment. It was not intended for partners to have to complete to assessment forms, so only the grant required form was used.
- We recognize that the low completion rate of pre-lesson skills assessments skews our ability to analyze the change from start to finish in 2024. We will work to improve this in 2025.

Number of participants where instructors reported certain skill levels at the end of lessons.

	Enter the water independently	Exit the water independently	Blow bubbles	Bob (5 times)	Open eyes underwater and retrieved submerged objects	Front glide and recover to a vertical position	Back float for 5 seconds	Roll from front to back and back to front	Tread water	Alternating and simultaneous leg and arm actions on front	Alternating and simultaneous leg and arm actions on back	Combine arm and leg actions on front	Combine arm and leg actions on back
No Skill Level	27	25	46	53	81	116	104	193	341	187	290	240	359
Low Skill Level	235	236	772	819	873	890	874	975	981	975	955	978	966
Average Skill Level	329	358	581	564	562	559	584	502	464	540	489	508	456
High Skill Level	1462	1434	654	617	538	488	490	383	267	351	319	327	272

Percentage of participants where instructors reported certain skill levels at the end of lessons.

	Enter the water independently	Exit the water independently	Blow bubbles	Bob (5 times)	Open eyes underwater and retrieved submerged objects	Front glide and recover to a vertical position	Back float for 5 seconds	Roll from front to back and back to front	Tread water	Alternating and simultaneous leg and arm actions on front	Alternating and simultaneous leg and arm actions on back	Combine arm and leg actions on front	Combine arm and leg actions on back
No Skill Level	1%	1%	2%	3%	4%	6%	5%	9%	17%	9%	14%	12%	17%
Low Skill Level	11%	11%	38%	40%	42%	43%	43%	47%	48%	47%	46%	48%	47%
Average Skill Level	16%	17%	28%	27%	27%	27%	28%	24%	23%	26%	24%	25%	22%
High Skill Level	71%	70%	32%	30%	26%	24%	24%	19%	13%	17%	16%	16%	13%





To: Board of Commissioners
 From: Mike Henkel, Chief of Engineering Services
 Project Title: DTE Electrical Service Agreement
 Project Type: Capital Improvement
 Location: Lake St. Clair Metropark, Macomb County
 Date: February 6, 2025

Action Requested: Motion to Approve

That the Board of Commissioners approve the attached DTE accounts receivable agreement for installation of electrical service in the amount of \$2,165,437.25 as recommended by Chief of Engineering Services Mike Henkel and Staff.

Fiscal Impact: Currently there is \$3,000,000.00 identified in the budget for this project. Future work is required by the Metroparks to complete the project.

Scope of Work: The work will include relocation of the existing main transformer which feeds the existing 4.8k volt primary service until new 3 phase 13.2k volt is installed, transformer pads, building transformers, secondary cable feeding self contained metering equipment in Metroparks conduit, relocation of overhead mainline, installation of underground cables, and removal of DTE equipment.

Background: The work by DTE will relocate the existing mainline transformer temporarily that feeds the existing primary service throughout Lake St. Clair Metropark. This will allow the Metroparks to maintain power while the cable installation is under construction. This temporary relocation is necessary as the existing system which is a 4.8k volt primary service will be upgraded to a 13.2k volt service. The new underground power service will be installed by DTE throughout all of Lake St. Metropark replacing the existing cables which date back to the 1950's. Approximately 2.5 miles of cable is to be installed. DTE will then take ownership of the service with an associated 10-foot easement. As installation of the the new underground power cables progress pad mount transformers will be placed at multiple locations to supply power to the existing buildings. The Metroparks will be responsible for providing conduit, electrical modifications, and the necessary electrical equipment from the new transformers to each of the buildings. This work is in the processes of design and will be bid soon as to allow the Metroparks contractor to work in conjunction with DTE.

<u>Contractor</u>	<u>City</u>	<u>Amount</u>
DTE	Clinton Twp.	\$2,165,437.25
Budget Amount for Contract Services		\$3,000,000.00
DTE		<u>\$2,165,437.25</u>
Remaining Balance		\$834,562.75
Work Order Amount		
Contract Amount DTE		\$2,165,437.25
Contract Administration		<u>\$ 30,000.00</u>
Total Proposed Work Order Amount		\$2,195,437.25

43230 Elizabeth Rd
Clinton Township, MI 48036



Tuesday, January 14, 2025

Huron Clinton Metro Authority
Amy McMillan
13000 High Ridge Dr
Brighton, MI 48114

Regarding: 31300 Metropolitan Pkwy Harrison Twp

Enclosed are two (2) copies of the Accounts Receivable Agreement for your signature. The payment for this work is \$2,165,437.25 based on:

Relocate ISO transformers to feed existing 4.8k primary service until new 3 phase 13.2k underground commercial feeder is installed and energized. Install pad mount transformers including transformer pads (sizes and locations noted on attachment A). Customer is responsible to install all secondary conduits and metering equipment at each service location. Customer is responsible to install all secondary cable that feeds CT cabinet metering equipment. DTE will install all secondary cable feeding self contained metering equipment in customer provided conduit (separate costs and service contracts will be required for each self contained meter). 1. \$2,072,370.15 (underground) 2. \$30,725.51 (overhead) 3. \$55,319.14 (install new ISO downstream of cable poles) 4. \$6,992.65 (removal of ISO) 5. \$30 (easement filing with county) Total \$2,165,437.25

Please return the signed agreement to me with a check made payable to DTE Energy. Keep the "Customer Copy" document for your records. To ensure proper credit, the Agreement number should be indicated on your remitted check. When we receive the signed agreement and your check, we will proceed to schedule the work.

If you have any questions regarding this job, please feel free to contact me at the phone number or e-mail address indicated below.

Sincerely,

Wayne Warwick
Associate Planner

wayne.warwick@dteenergy.com

enclosures:
Two copies of the Accounts Receivable Agreement

Accounts Receivable Agreement

No. 73424918



"DTE Energy" and "Customer" make this agreement for consideration of the promises in the Agreement.

"DTE Energy" is:

The DTE Energy Company
43230 Elizabeth Rd
Clinton Township, MI 48036

"Customer" is:

Huron Clinton Metro Authority
Amy McMillan
13000 High Ridge Dr
Brighton, MI 48114

Background Statement: Customer requests DTE Energy to perform the work indicated below in the vicinity of 31300 Metropolitan Pkwy Harrison Twp. To do this, DTE Energy requires that payment be made in the amount indicated below. Under Michigan Public Service Commission rules, DTE Energy is permitted to require payment before performing this work.

**DTE Energy and Customer agree to the following terms:
See details of this contract under the Terms and Conditions section**

Payment for the requested work is \$2,165,437.25.

The type of work to be performed:

Relocate ISO transformers to feed existing 4.8k primary service until new 3 phase 13.2k underground commercial feeder is installed and energized. Install pad mount transformers including transformer pads (sizes and locations noted on attachment A). Customer is responsible to install all secondary conduits and metering equipment at each service location. Customer is responsible to install all secondary cable that feeds CT cabinet metering equipment. DTE will install all secondary cable feeding self contained metering equipment in customer provided conduit (separate costs and service contracts will be required for each self contained meter). 1. \$2,072,370.15 (underground) 2. \$30,725.51 (overhead) 3. \$55,319.14 (install new ISO downstream of cable poles) 4. \$6,992.65 (removal of ISO) 5. \$30 (easement filing with county) Total \$2,165,437.25

In return for the above payment, The DTE Energy Company agrees to perform the requested work, providing all necessary permits and rights-of-way can be secured. This job will not be scheduled until DTE Energy receives payment for the above work.

Notwithstanding anything herein to the contrary, the installation, ownership, and maintenance of electric services and the rates, fees, and charges to be made shall be subject to and in accordance with the orders and rules and regulations adopted and approved from time to time by the Michigan Public Service Commission.

DTE Energy:(sign) Rokib Myles (s) Title: Supervisor Date: 1-14-2025
Rokib M Myles

Customer:(sign) _____ (print) _____ Date: _____
(sign) _____ (print) _____ Date: _____

Terms and Conditions
Accounts Receivable Agreement

- 1. MPSC Rules** - This Agreement is subject to the Michigan Public Services Commission ("MPSC") Rules, including but not limited to, Rule C6.1, "Extension of Service", Rule C6.2, "Overhead Extension Policy", Rule C6.3, "Underground Distribution Systems"; and Rule C6.5 "Miscellaneous Customer Requests", which are incorporated herein by reference.
- 2. Description of Work** - DTE Energy or one of its contractors shall install or remove the underground or overhead conductors and any associated overhead or underground equipment required for the request, (collectively, the "Work"). DTE Energy will only install electric service and is not responsible for any other utility service including, but not limited to, cable television, or other communication services. Customer shall contact those companies responsible for the installation of services other than electrical service.
- 3. Customer Staking Requirements**
 - a. Prior to commencement of the Work, Customer shall visually identify, by either exposing or clearly staking through the use of flags or other appropriate identification device, all private underground property, including but not limited to:
 - a. private electrical lines
 - b. sprinkler systems
 - c. invisible fences
 - d. swimming pool hardware
 - e. septic tanks and fields
 - f. fiber optic lines
 - g. security systems
 - h. heated sidewalk and driveway equipment
 - i. burial sites of pets
 - j. geothermal systems
 - k. private water mains and lines
 - l. solar power equipment
 - m. privately owned gas
 - n. propane and petroleum lines
 - o. any other underground equipment not previously listed.
 - b. If Customer refuses the route suggested by DTE Energy for the Work and requests an alternative route, which is mutually agreed to by Customer and DTE Energy, Customer shall stake the alternative route as provided in paragraph 3(a) above.
 - c. If Customer fails to clearly stake all private underground property, then Customer releases DTE Energy from any and all liability for property damage related to the installation, operation or maintenance of the Work, including, but not limited to, loss of trees, shrubs or other landscape.
- 4. Total Payment** - By executing this Agreement, Customer agrees to pay DTE Energy the "Total Payment" calculated on page 1 of this agreement.
- 5. Termination prior to Commencement of Work** - If Customer fails to complete any obligations under this Agreement within six (6) months from the date DTE Energy receives full payment or the Total payment, then, upon written notice, DTE Energy may cancel this Agreement and a refund may be issued to Customer, less all reasonable costs incurred by DTE Energy.
- 6. Failure to Execute Agreement; Changes to Agreement:** If the Customer fails to execute this Agreement and pay the Total payment due to DTE Energy within six (6) months of the date of this Agreement, then this Agreement shall become null and void. Further, Customer shall not make any changes to this Agreement, including but not limited to handwritten changes or striking any language. In the event Customer makes any changes to this Agreement without the specific written consent of DTE Energy, then this Agreement shall become null and void.
- 7. Damages and Limitation on Liability** - If Customer, its contractors, agents, and/or employees cause damage to the Work, then Customer shall reimburse DTE Energy for all costs related to that damage. DTE Energy reserves the right to retain portions of the Refundable Construction Advance to offset such damages.

DTE Energy's sole liability to Customer, its employees, agents, subcontractors and to all other persons arising out of or related to the performance of the Work, whether in contract, under any claims warranty, in tort, or otherwise shall be limited to either DTE Energy repairing or replacing the Work at its own expense or, at DTE Energy's option, refund the money paid for the Work. The foregoing shall be Customer's sole remedy. In no event will DTE Energy or its contractors be liable under this Agreement or under any cause of action relating to the subject matter of this Agreement, whether based on contract, warranty, tort (including negligence), strict liability, indemnity or otherwise, for any incidental or consequential damages including but not limited to loss of use, interest charges, inability to operate full capacity, lost profits or other similar claims of Customer.
- 8. Set Off** - DTE Energy shall be entitled at any time to set off any sums owing by Customer or any of Customer's affiliated companies with common ownership, to DTE Energy or any of DTE Energy's affiliated companies, against sums payable by DTE Energy.
- 9. Assignment and Notices** - Customer shall not assign this Agreement without DTE Energy's prior written consent. All notices required by this Agreement must be in writing and sent by U.S. mail or delivered in person to the addresses listed on page 1 of this Agreement.
- 10. Saving Clause** - Each term and condition of this Agreement is deemed to have an independent effect and the invalidity of any partial or whole paragraph or section shall not invalidate the remaining paragraphs or sections. The obligation to perform all of the terms and conditions shall remain in effect regardless of the performance of any invalid term by the other party.

11. Governing Law and Jurisdiction - This Agreement shall be construed in accordance with the law of the State of Michigan, without regard to conflict of law principals. The parties agree that any action with respect to this Agreement shall be brought in a court of competent jurisdiction located in the State of Michigan and the parties hereby submit themselves to the exclusive jurisdiction and venue of such court for the purpose of such action.

12. Entire Agreement - This Agreement together with the DTE Energy Rate Book on file with the MPSC, the Electrical Service Installation Guide, which is available at:

www.dteenergy.com/businessCustomers/buildersContractors/electricService/standards.html

and, if applicable, the Certificate of Grade (referred to herein collectively, as the "Contract Documents") constitutes the entire Agreement between the parties regarding this transaction. Any agreements, negotiations or understanding of the parties prior to or contemporaneous to the date of the Agreement, whether written or oral, are superseded hereby. In the event of a conflict between the Contract Documents, then the Contract Document shall control in the order stated above.

Accounts Receivable Agreement

No. 73424918



"DTE Energy" and "Customer" make this agreement for consideration of the promises in the Agreement.

"DTE Energy" is:
The DTE Energy Company
43230 Elizabeth Rd
Clinton Township, MI 48036

"Customer" is:
Huron Clinton Metro Authority
Amy McMillan
13000 High Ridge Dr
Brighton, MI 48114

Background Statement: Customer requests DTE Energy to perform the work indicated below in the vicinity of 31300 Metropolitan Pkwy Harrison Twp. To do this, DTE Energy requires that payment be made in the amount indicated below. Under Michigan Public Service Commission rules, DTE Energy is permitted to require payment before performing this work.

DTE Energy and Customer agree to the following terms:
See details of this contract under the Terms and Conditions section

Payment for the requested work is \$2,165,437.25.

The type of work to be performed:

Relocate ISO transformers to feed existing 4.8k primary service until new 3 phase 13.2k underground commercial feeder is installed and energized. Install pad mount transformers including transformer pads (sizes and locations noted on attachment A). Customer is responsible to install all secondary conduits and metering equipment at each service location. Customer is responsible to install all secondary cable that feeds CT cabinet metering equipment. DTE will install all secondary cable feeding self contained metering equipment in customer provided conduit (separate costs and service contracts will be required for each self contained meter). 1. \$2,072,370.15 (underground) 2. \$30,725.51 (overhead) 3. \$55,319.14 (install new ISO downstream of cable poles) 4. \$6,992.65 (removal of ISO) 5. \$30 (easement filing with county) Total \$2,165,437.25

In return for the above payment, The DTE Energy Company agrees to perform the requested work, providing all necessary permits and rights-of-way can be secured. This job will not be scheduled until DTE Energy receives payment for the above work.

Notwithstanding anything herein to the contrary, the installation, ownership, and maintenance of electric services and the rates, fees, and charges to be made shall be subject to and in accordance with the orders and rules and regulations adopted and approved from time to time by the Michigan Public Service Commission.

DTE Energy:(sign) Rokib Myles (s) Title: Supervisor Date: 1-14-2025
Rokib M Myles

Customer:(sign) (print) Date:
(sign) (print) Date:

CUSTOMER COPY

Terms and Conditions
Accounts Receivable Agreement

- 1. MPSC Rules** - This Agreement is subject to the Michigan Public Services Commission ("MPSC") Rules, including but not limited to, Rule C6.1, "Extension of Service", Rule C6.2, "Overhead Extension Policy", Rule C6.3, "Underground Distribution Systems"; and Rule C6.5 "Miscellaneous Customer Requests", which are incorporated herein by reference.
- 2. Description of Work** - DTE Energy or one of its contractors shall install or remove the underground or overhead conductors and any associated overhead or underground equipment required for the request, (collectively, the "Work"). DTE Energy will only install electric service and is not responsible for any other utility service including, but not limited to, cable television, or other communication services. Customer shall contact those companies responsible for the installation of services other than electrical service.
- 3. Customer Staking Requirements**
 - a. Prior to commencement of the Work, Customer shall visually identify, by either exposing or clearly staking through the use of flags or other appropriate identification device, all private underground property, including but not limited to:
 - a. private electrical lines
 - b. sprinkler systems
 - c. invisible fences
 - d. swimming pool hardware
 - e. septic tanks and fields
 - f. fiber optic lines
 - g. security systems
 - h. heated sidewalk and driveway equipment
 - i. burial sites of pets
 - j. geothermal systems
 - k. private water mains and lines
 - l. solar power equipment
 - m. privately owned gas
 - n. propane and petroleum lines
 - o. any other underground equipment not previously listed.
 - b. If Customer refuses the route suggested by DTE Energy for the Work and requests an alternative route, which is mutually agreed to by Customer and DTE Energy, Customer shall stake the alternative route as provided in paragraph 3(a) above.
 - c. If Customer fails to clearly stake all private underground property, then Customer releases DTE Energy from any and all liability for property damage related to the installation, operation or maintenance of the Work, including, but not limited to, loss of trees, shrubs or other landscape.
- 4. Total Payment** - By executing this Agreement, Customer agrees to pay DTE Energy the "Total Payment" calculated on page 1 of this agreement.
- 5. Termination prior to Commencement of Work** - If Customer fails to complete any obligations under this Agreement within six (6) months from the date DTE Energy receives full payment or the Total payment, then, upon written notice, DTE Energy may cancel this Agreement and a refund may be issued to Customer, less all reasonable costs incurred by DTE Energy.
- 6. Failure to Execute Agreement; Changes to Agreement:** If the Customer fails to execute this Agreement and pay the Total payment due to DTE Energy within six (6) months of the date of this Agreement, then this Agreement shall become null and void. Further, Customer shall not make any changes to this Agreement, including but not limited to handwritten changes or striking any language. In the event Customer makes any changes to this Agreement without the specific written consent of DTE Energy, then this Agreement shall become null and void.
- 7. Damages and Limitation on Liability** - If Customer, its contractors, agents, and/or employees cause damage to the Work, then Customer shall reimburse DTE Energy for all costs related to that damage. DTE Energy reserves the right to retain portions of the Refundable Construction Advance to offset such damages.

DTE Energy's sole liability to Customer, its employees, agents, subcontractors and to all other persons arising out of or related to the performance of the Work, whether in contract, under any claims warranty, in tort, or otherwise shall be limited to either DTE Energy repairing or replacing the Work at its own expense or, at DTE Energy's option, refund the money paid for the Work. The foregoing shall be Customer's sole remedy. In no event will DTE Energy or its contractors be liable under this Agreement or under any cause of action relating to the subject matter of this Agreement, whether based on contract, warranty, tort (including negligence), strict liability, indemnity or otherwise, for any incidental or consequential damages including but not limited to loss of use, interest charges, inability to operate full capacity, lost profits or other similar claims of Customer.
- 8. Set Off** - DTE Energy shall be entitled at any time to set off any sums owing by Customer or any of Customer's affiliated companies with common ownership, to DTE Energy or any of DTE Energy's affiliated companies, against sums payable by DTE Energy.
- 9. Assignment and Notices** - Customer shall not assign this Agreement without DTE Energy's prior written consent. All notices required by this Agreement must be in writing and sent by U.S. mail or delivered in person to the addresses listed on page 1 of this Agreement.
- 10. Saving Clause** - Each term and condition of this Agreement is deemed to have an independent effect and the invalidity of any partial or whole paragraph or section shall not invalidate the remaining paragraphs or sections. The obligation to perform all of the terms and conditions shall remain in effect regardless of the performance of any invalid term by the other party.

11. Governing Law and Jurisdiction - This Agreement shall be construed in accordance with the law of the State of Michigan, without regard to conflict of law principals. The parties agree that any action with respect to this Agreement shall be brought in a court of competent jurisdiction located in the State of Michigan and the parties hereby submit themselves to the exclusive jurisdiction and venue of such court for the purpose of such action.

12. Entire Agreement - This Agreement together with the DTE Energy Rate Book on file with the MPSC, the Electrical Service Installation Guide, which is available at:

www.dteenergy.com/businessCustomers/buildersContractors/electricService/standards.html

and, if applicable, the Certificate of Grade (referred to herein collectively, as the "Contract Documents") constitutes the entire Agreement between the parties regarding this transaction. Any agreements, negotiations or understanding of the parties prior to or contemporaneous to the date of the Agreement, whether written or oral, are superseded hereby. In the event of a conflict between the Contract Documents, then the Contract Document shall control in the order stated above.

CUSTOMER COPY



To: Board of Commissioners
 From: Mike Henkel, Chief of Engineering Services
 Project No: 508-24-228
 Project Title: Hike Bike Trail Reconstruction
 Project Type: Capital Improvement
 Location: Hudson Mills Metropark, Washtenaw County
 Bids Received February 4, 2025
 Date: February 6, 2025

Action Requested: Motion to Approve

That the Board of Commissioners award Contract No. 508-24-228 to the low responsive, responsible bidder, True North Asphalt., in the amount of \$ 230,790.00 as recommended by Chief of Engineering Services Mike Henkel and Staff.

Fiscal Impact: The project is under the available budget in the amount of \$1,001,089.50. At the March 14th, 2024 Board of Commissioners meeting approval was given for an additional \$3,421,000.00 for trail maintenance work. Currently, there is \$1,001,089.50 available, deducting the proposed project cost of \$230,790.00 leaves a remaining balance of \$770,299.50 for future work.

Scope of Work: The project includes reconstruction of approximately 3,500.00 feet (0.66) miles) of 10-foot-wide shared use trail. Work includes crushing, shaping, bituminous surface placement, restoration, bench pads, pavement markings, signage, and all incidental construction.

Background: The sections of the existing pave trails are in poor condition, and in need of reconstruction. The existing surface has become cracked an uneven. Past preventative maintenance measures have included crack sealing and asphalt patching of selected areas. The length of the paved hike bike trail loop within Hudson Mills is 2.7 miles.

<u>Contractor</u>	<u>City</u>	<u>Amount</u>
True North Asphalt	Madison Heights	\$230,790.00
Asphalt Specialist, Inc.	Pontiac	\$249,915.00
T&M Asphalt Paving, Inc.	Milford	\$252,177.00
R&R Asphalt, Inc	Milford	\$273,585.00
Al's Asphalt Paving Co., Inc.	Taylor	\$278,469.00
Best Asphalt	Romulus	\$324,999.00
Cadillac Asphalt LLC	Farmington Hills	\$373,830.00

Budget for Contract Services	\$1,001,089.50
------------------------------	----------------

Trail Maintenance Projects	\$3,421,000.00
Bids Amounts	

Lake Erie Paving (Previous)	\$635,856.00
Willow and Oakwoods Paving (Previous)	\$1,287,146.50
Lower Huron Paving (Previous)	\$496,908.00
Hudson Mills (Current)	<u>\$230,790.00</u>
Available for remaining projects	\$770,299.50

Work Order Amount

Contract Amount True North Asphalt	\$230,790.00
Contract Administration	<u>\$ 8,000.00</u>
Total Proposed Work Order Amount (Rounded)	\$238,790.00

This project was reported and publicly advertised in the following construction reporting outlets: Michigan Inter-governmental trade network, MITN; Construction Association of Michigan, Construction Connect, Washtenaw Contractors Association, Builders Exchange of Lansing and Central Michigan.



To: Board of Commissioners
 From: Mike Henkel, Chief of Engineering Services
 Project No: 504-24-1126
 Project Title: Hike Bike Trail Reconstruction
 Project Type: Capital Improvement
 Location: Kensington Metropark, Oakland County
 Bids Received February 4, 2025
 Date: February 6, 2025

Action Requested: Motion to Approve

That the Board of Commissioners award Contract No. 504-24-1126 to the low responsive, responsible bidder, Asphalt Specialists, LLC, in the amount of \$ 517,961.00 as recommended by Chief of Engineering Services Mike Henkel and Staff.

Fiscal Impact: The project is under the available budget in the amount of \$770,299.50. At the March 14th, 2024 Board of Commissioners meeting approval was given for an additional \$3,421,000.00 for trail maintenance work. Currently, there is \$770,299.50 available, deducting the proposed project cost of \$517,961 leaves a remaining balance of \$252,338.50.

Scope of Work: The project includes reconstruction of approximately 8,200.00 feet (1.6 miles) of 10-foot-wide shared use trail. Work includes crushing, shaping, bituminous surface placement, restoration, bench pads, culvert installation, curbing, detectable warning surfaces, pavement markings, signage, and all incidental construction.

Background: The sections of the existing pave trails are in poor condition, and in need of reconstruction. The existing surface has become cracked and uneven. Past preventative maintenance measures have included crack sealing and asphalt patching of selected areas. The length of the paved hike bike trail loop within Kensington is approximately 11.9 miles.

<u>Contractor</u>	<u>City</u>	<u>Amount</u>
Asphalt Specialist, Inc.	Pontiac	\$517,961.00
T&M Asphalt Paving, Inc.	Milford	\$558,366.00
R&R Asphalt, Inc.	Milford	\$582,450.00
Al's Asphalt Paving Co., Inc.	Taylor	\$583,812.80
Best Asphalt	Romulus	\$680,017.50
Cadillac Asphalt LLC	Farmington Hills	\$698,770.00

Budget for Contract Services

\$770,299.50

Trail Maintenance Projects		\$3,421,000.00
Bids Amounts		
Lake Erie Paving (Previous)		\$635,856.00
Willow and Oakwoods Paving (Previous)		\$1,287,146.50
Lower Huron Paving (Previous)		\$496,908.00
Hudson Mills (Current)		\$230,790.00
Kensington (Current)	<u>\$517,961.00</u>	
Available remaining		\$252,338.50

Work Order Amount		
Contract Amount Asphalt Specialist, Inc		\$517,961.00
Contract Administration		<u>\$ 10,000.00</u>
Total Proposed Work Order Amount (Rounded)		\$527,961.00

This project was reported and publicly advertised in the following construction reporting outlets: Michigan Inter-governmental trade network, MITN; Construction Association of Michigan, Construction Connect, Washtenaw Contractors Association, Builders Exchange of Lansing and Central Michigan.



To: Board of Commissioners
From: Mike Henkel, Chief of Engineering Services
Subject: Proposal Lake St. Clair Pool Assessment P-502-24-710
Location: Lake St. Clair Metropark, Macomb County
Date: February 6, 2025

Action Requested: Motion to Approve

That the Board of Commissioners approve the Proposal dated February 11, 2025, from WTA Architects in the amount \$65,400.00 as recommended by Chief of Engineering Services, Mike Henkel and staff.

Fiscal Impact: Funding is available in the engineering professional service account to cover the cost of the project.

Background:

The condition assessment will include accessibility and building code compliance, existing electrical and mechanical capacity for expansion, energy efficiencies, projected replacement schedules of aging building systems, and provide associated projected maintenance and replacement costs for 1-, 5-, and 10-year time frame. The scope of work includes the pool shell, associated walkways, decking, pool slide, bathhouse facility, restrooms, site elements, pool and bathhouse building mechanical systems, electrical, and building envelope within 20 feet. A cost estimate shall be included for necessary repairs to extend the life of the existing facility. The cost estimates will be used by the owner to evaluate future repair work as compared to the development of new design concepts that may be more effective and provide new recreational opportunities for the facility.

Pool Complex Description:

The pool was constructed in 1963. The facility attracted 44,386 visitors in 2019 (46,371 3-year average). The pool complex was constructed with fifty-one 15' piles around the perimeter of the shallow 50-meter pool area and one-hundred sixty-three 58' and 62' length piles in the diving well. The lengthy piles were necessary because a significant portion of the park was formed from sandy dredged spoils from the bottom of Lake St. Clair. The existing soil conditions have made pool and building construction within the park more challenging. The pool (16,400 sf) is an oddly shaped 8 lane, 50-meter pool with a bumped-out deep end, formerly used as a diving well. A +/- 7'4" tall glass wind screen wall surrounds the concrete pool deck (20,750 sf) and provides protection from the park's large sandy beach (2.3 acres) located on Lake St. Clair.

The pool has always been used as a leisure pool and has never been used for training or competitions. At this time, there are no lane lines, no starting blocks, and the lane striping that once existed has been painted over. Two water slides (16'9" slide tower) empty into the shallow end (3' depth) of the pool and an inflatable obstacle course and two climbing walls occupy the deep end (12' depth). The shallow 3' depth within the pool makes flip turns unsafe and make it extremely difficult to attract swim teams seeking to rent lane space in a 50-meter pool.

Building Complex Description:

The bathhouse, beach shop, cashiers booth, bathhouse supervisor's office, pool office, first aid, and pool mechanical building complex (17,946 sf) adjacent to the pool provides restrooms, showers, and changing space for the pool, beach, Squirt Zone and other adjacent park amenities. The multi-purpose use of the bathhouse for beach, pool, and splash pad use have created unique circulation challenges for the facility over the years. The original design of the bathhouse was significantly larger and constructed in 1949, 14 years prior to the construction of the pool. At that time the beach was dramatically larger; 1 mile in length totaling 35 acres. The addition of the pool changed circulation patterns in and around the facility.

Over the years the beach size was reduced, and the downsizing of the bathhouse was necessary. A large portion of the bathhouse was removed in 1988. At that time there were 37 urinals on the men's side and 60 water closets on women's side. In 1996 there was a \$225,000 building renovation project. A major interior renovation project was completed in 2001 totaling \$870,000 eliminating many unnecessary fixtures. One- hundred and eighty-eight 20' piles support the remaining building structure.

Attachment: Proposal from WTA Architects

This project was reported and publicly advertised on Bidnet.

WIGEN
TINCKNELL
ASSOCIATES
ARCHITECTS

February 11, 2025



WTA ARCHITECTS

Response to Request for Proposal for:
Lake St. Clair Pool Condition Assessment
Harrison Township, Michigan



TO THE ATTENTION OF:
Mike Henkel
Project Representative of the Engineering
Department
Huron Clinton Metropolitan Authority



HURON-CLINTON metroparks

Administrative Office | 13000 High Ridge Drive | Brighton, MI 48114-9058
1-800-477-2757 • www.metroparks.com



WTA ARCHITECTS

100 S Jefferson Ave, Suite 601
Saginaw, Michigan 48607
989 752 8107 : p

WTAARCH.COM

NOVEMBER 22, 2024

MIKE HENKEL
HURON-CLINTON METROPOLITON AUTHORITY
ENGINEERING DEPARTMENT
13000 HIGH RIDGE DRIVE
BRIGHTON, MI 48114

RE: RFP P-502-24-710
LAKE ST. CLAIR POOL CONDITION ASSESSMENT
LAKE ST. CLAIR METROPARK
HARRISON TOWNSHIP, MI 48045

Dear Mike,

WTA ARCHITECTS (WTA) is pleased to provide the enclosed proposal for the Lake St. Clair Pool Condition Assessment project. At **WTA**, we purposefully seek work that will positively impact communities now and for generations to come. In this case, we are excited for the potential to continue partnering with the Huron-Clinton Metropolitan Authority to improve the recreational opportunities for families in the Mt. Clemens and greater metropolitan Detroit area.

We understand that your goal with this project is to gain a comprehensive understanding of the current facility condition and needs. Our experienced project team will carefully investigate the existing facility and structures to develop a prioritized list of facility needs and recommendations. Our key consultant, Counsilman-Hunsaker, has assisted many communities with similar situations, and has the knowledge and expertise necessary to evaluate aging aquatic facilities. Our final facility assessment report will provide a detailed plan for repairs and upgrades to extend the life of the facility and consider potential for new recreational opportunities for the facility.

While many firms can complete this assessment, there are several factors that would highly recommend our team:

- Forensic Expertise - Upgrading and renovating existing facilities is an art and a science. **WTA** has assembled a team of technical professionals with knowledge and expertise to evaluate existing building conditions and provide prioritized recommendations tailored to meet your current and future facility needs.
- Aquatic Specialist - As a premier aquatic industry specialist, Counsilman-Hunsaker brings a wealth of knowledge and expertise to our project team. Their understanding of both new and existing aquatic and pool facilities will give insight into identifying and quantifying the intricacies required to inject new life into this aging facility.

WIGEN
TINCKNELL
ASSOCIATES
ARCHITECTS

SPACE SOLVED.

ARCHITECTURE | INTERIORS | LANDSCAPES



- Proven Team - Our project team includes trusted design consultants for mechanical, electrical, and civil engineering. Our firms have over a sixty-year history of working together, and our project team has successfully completed dozens of projects together including our on-going work for the Lake Erie Metropark Wave Pool renovation.

The pool at Lake St. Clair Metropark is facing a dilemma that communities across the United States are encountering with aging aquatic facilities. These older pools and parks are coming to need maintenance and functionality upgrades. The team we have put together is poised to work together with the HCMA staff once again to thoroughly and thoughtfully assess the pool.

Please feel free to contact me should you have any questions about our proposal. We look forward to the possibility of working with you on this project and thank you for considering **WTA**.

SINCERELY,

WTA ARCHITECTS

JASON GOFF, AIA, NCARB
PRINCIPAL, PARTNER



WTA ARCHITECTS

WIGEN TINCKNELL ASSOCIATES



HURON-CLINTON metroparks

Administrative Office | 13000 High Ridge Drive | Brighton, MI 48114-9058
1-800-477-2757 • www.metroparks.com

PART 1

TECHNICAL PROPOSAL



WTA ARCHITECTS

WIGEN TINCKNELL ASSOCIATES

A. & B. General Information and Project Team



WTA ARCHITECTS

Zehnder's Splash Village - Frankenmuth, MI

FIRM OVERVIEW

OUR LEGACY:

Wigen Tincknell Associates (**WTA**) Architects is a Michigan Corporation founded in Saginaw in 1947 and incorporated in 1970. With a rich history dating back over 75 years, **WTA** Architects has established itself as a leading architectural firm. Initially, the firm focused on single-family residential homes, small commercial projects, and religious works, gradually expanding its scope to include extensive work in public, municipal, corporate, cultural, and hospitality sectors.

In 2015, the firm adopted a new name, **WTA** Architects. The name honors the firm's founding partners, Fred Wigen and Les Tincknell, while recognizing the talented group of associates that contribute to the ongoing success of **WTA** Architects.

Today, **WTA** Architects is led by dedicated partners who bring their expertise and passion to every project. They continue the legacy of **WTA** delivering exceptional architectural services throughout Michigan.

OUR PRINCIPALS:

- Paul A. Haselhuhn, AIA, LEED AP, BD+C, President
- Kenneth C. Lemiesz, AIA, 36CFR61, Principal
- Jason Goff AIA, NCARB, Principal

OUR STAFF:

Our staff is comprised of 28 professionals with varying specialties that include:

- Registered Architects and Designers
- Registered Landscape Architects
- Intern Architects
- Architectural Technicians
- Interior Designers
- Construction Administrator
- Administrative Staff
- Certified LEED-Accredited Professionals
- 36 CFR 61 Professionals

OUR VISION:

We passionately create built environments to inspire communities for generations to come.

FEDERAL ID NUMBER:

38-191268

WIGEN
TINCKNELL
ASSOCIATES
ARCHITECTS



WTA ARCHITECTS

SERVICES:

WTA is a full service architectural firm providing all aspects of architectural design including:

- Programming
- Master Planning
- Site Selection and Planning
- Complete Architectural Design and Documentation
- Complete Landscape Architectural Design and Documentation
- Sustainable Design / LEED Certification
- Cost Estimating
- Complete Interior Design and Documentation
- Building Envelope Evaluation and Masonry Rehabilitation
- Bidding Services
- Construction Administration
- Post Occupancy Services
- Graphics and 3D Rendering Services
- Historic Structure Evaluation and Rehabilitation
- Renovation of Existing Structures
- Thermal Imaging Services

100 S. Jefferson Ave, Suite 601
Saginaw, Michigan, 48607

988.752.8107 : p

989.573.0855 : f

WTAARCH.COM

SPACE SOLVED.

OUR DEDICATED TEAM

WTA recognizes the value of utilizing diverse consulting services to meet the unique demands of each project. This approach allows us to scale our resources effectively, accommodating projects of varying scopes and sizes. It also enables us to tap into specific and specialized skills when needed. Our partnerships with trusted consultants play a crucial role in our overall success. For the Lake St. Clair Pool Condition Assessment, our team will be as follows:

WTA will partner with Councilman-Hunsaker as our aquatic design consultant. As an industry-leading aquatic design specialist, Councilman-Hunsaker understands the latest pool and splash pad features and technical solutions. Having more than 50 years of aquatic experience with hundreds of projects on their resume, they truly are the leaders in the niche aquatic design area of expertise. Carl and his team are truly passionate in their field and it shows in every step of the projects we work on. Their vast portfolio spanning across the country truly speaks to their level of professionalism and skill.

McComas/O'Donnell & Naccarato is a specialized aquatic engineering firm and has completed over 600 pool builds, renovations and studies. The firm wholistically understands that renovation projects require a strong knowledge base to accurately understand the condition of the existing pool and pool equipment to determine the structural integrity of maintaining or modifying these components as part of the renovation.

MacMillan Associates, Inc. (MAI) is a multi-disciplined engineering firm established in 1963 and is oriented toward providing personal attention to the needs of its clients. Their team brings a wealth of expertise that meets your project requirements. From optimizing mechanical systems to designing efficient electrical power and lighting systems, to data and network system design, their steadfast dedication to precise engineering details, adherence to project timelines and budgets, and exceptional communication has been instrumental in elevating the success of our collaborative endeavors over the years.

Since 1962, ROWE has grown to be a leading professional consulting firm, driving infrastructure and development projects for our public, private, governmental, tribal, and not-for-profit clients. With our resources, broad expertise, and client-centered philosophy, ROWE has built a reputation that is unsurpassed by our toughest competitors. Our service specialties include civil engineering, surveying, aerial photography and mapping, landscape architecture, planning, and land development. Each of these services is delivered to you by a team of licensed and certified professionals from our offices in Michigan and South Carolina.

By combining our individual knowledge bases and leveraging our overall collective experience, **WTA** and our consultants are well-positioned to address your pool assessment.

WIGEN
TINCKNELL
ASSOCIATES
ARCHITECTS



WTA ARCHITECTS



Councilman-Hunsaker
AQUATICS FOR LIFE




SPACE SOLVED.

STATE OF MICHIGAN LICENSURE



WTA ARCHITECTS

APPROVED AND FILED
HOLLIS SULLIVAN
INDIANA SECRETARY OF STATE
05/25/2022 11:02 AM



Department of Licensing and Regulatory Affairs

Lansing, Michigan

This is to Certify That

WTAARCHITECTS INC.

was validly incorporated on July 24, 1970 as a Michigan DOMESTIC PROFIT CORPORATION,
and said corporation is validly in existence under the laws of this state.

This certificate is issued pursuant to the provisions of 1972 PA 284 to attest to the fact that the corporation
is in good standing in Michigan as of this date and is duly authorized to transact business and for no other
purpose.

This certificate is in due form, made by me as the proper officer, and is entitled to have full faith and credit
given it in every court and office within the United States.



Sent by electronic transmission

Certificate Number: 22050681501

In testimony whereof, I have hereunto set my hand,
in the City of Lansing, this 25th day of May, 2022.

Linda Clegg, Director

Corporations, Securities & Commercial Licensing Bureau

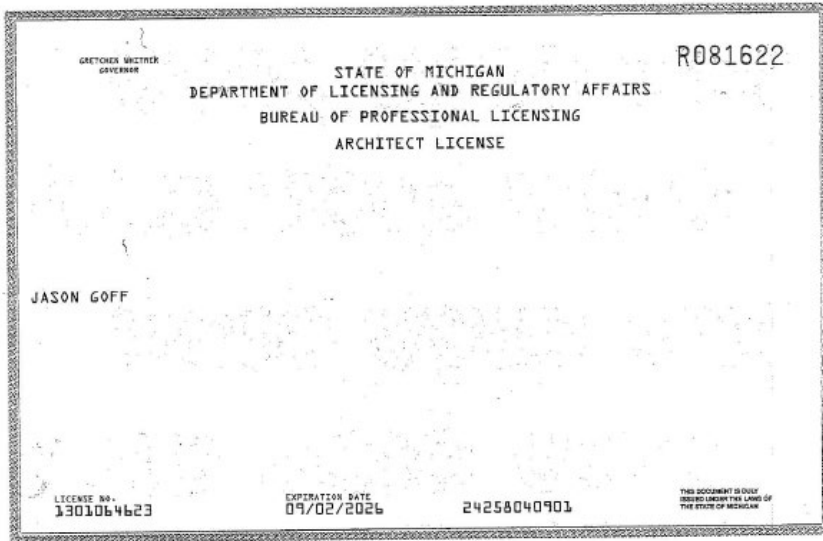
Verify this certificate at: URL to eCertificate Verification Search <http://www.michigan.gov/corpverifycertificate>.

STATE OF MICHIGAN LICENSURE



WTA ARCHITECTS

Please see below a current copy of the State of Michigan Architect License for Jason Goff.





Vendor Verification Form

The Huron-Clinton Metroparks Board of Commissioners has adopted the following updates to our Purchasing Policy.

Vendors that meet the criteria listed below have the option to complete this form and provide information to qualify for additional bid comparison discounts. This information is not required for bid/quote submission, but we do ask you sign and acknowledge the form at the bottom if you choose not to provide this information.

Local Preference	Living Wage	Diversity, Equity & Inclusion
<ul style="list-style-type: none"> ❖ HCMA has a local vendor preference for vendors that qualify as a “Metroparks-based business”. ❖ Vendors seeking to qualify as a Metroparks-based business must meet the following criteria: <ol style="list-style-type: none"> 1. Operates from a building or office with a permanent street address located within the Metroparks service region encompassing Livingston, Macomb, Oakland, Washtenaw and Wayne counties, on an ongoing basis for at least one year prior to responding to the solicitation; and 2. Has been providing goods and/or services specified in the solicitation within the service region on an ongoing basis for at least one year prior to responding to the solicitation. 3. A Metroparks-based business also must agree not to sublet 50% or more of the dollar value of the contract to subcontractors who do not meet the definition of a Metroparks-based business. 	<ul style="list-style-type: none"> ❖ Vendors seeking to qualify for a 2% bid comparison discount via demonstration of their commitment to paying their labor force a living wage of no less than \$15.00 per hour must return this Verification Form. ❖ HCMA may make any reasonable investigation deemed necessary and proper to determine the validity of the evidence provided. 	<ul style="list-style-type: none"> ❖ Vendors seeking to qualify for a 2% bid comparison discount via demonstration of their commitment to employ and sustain a diverse workforce must return this Verification Form. ❖ A copy of your DEI Plan must also be attached to this Form.

I _____ a legally authorized agent of the business known as _____

hereby certify and affirm the information below.

LOCAL PREFERENCE POLICY

❖ The business has been in existence and either physically headquartered or located at:

_____, _____, Michigan
Street Address City

In the County of _____ for not less than one (1) year immediately prior to the date of this Verification.

- ❖ The business has been in existence and provided or produced the following goods and/or services for not less than one (1) year immediately prior to the date of this Verification: _____
- ❖ I confirm that the business agrees not to sublet 50% or more of the dollar value of the contract to subcontractors who do not meet the definition of a Metroparks-based business.

LIVING WAGE POLICY

- ❖ The business has adopted a Living Wage Payment Plan where no employee is paid less than \$15.00 per hour.
- ❖ HCMA reserves the right to inspect the Vendor’s records to verify that the Vendor pays all its employees a minimum living wage. HCMA and HCMA’s auditors shall, during regular business hours and upon reasonable notice, be afforded access to, and shall be permitted to audit and copy, the Vendor’s records and accounts which are directly pertinent to verifying the wages paid to all the Vendor’s employees.

DIVERSITY, EQUITY & INCLUSION

- ❖ The business has adopted a DEI Plan six (6) months or more prior to the date of this Verification.
- ❖ A copy of our DEI Plan is attached.

I further acknowledge my understanding that any person, firm, corporation or entity intentionally submitting false information to Huron-Clinton Metropolitan Authority (HCMA) in an attempt to qualify for any of the Comparison Discounts may be barred from bidding on Metroparks contracts for a period of not less than three (3) years.

SIGNED: _____ DATE: _____
 PRINTED NAME: _____ TITLE: _____
 EMAIL ADDRESS: _____ PHONE: _____

Vendors must acknowledge that they have received and read this Form even if they choose not to complete the section above. Vendors who compete the section above do not need to complete the acknowledgement section below.

BUSINESS NAME: _____
 SIGNED: _____ DATE: _____
 PRINTED NAME: _____ TITLE: _____
 EMAIL ADDRESS: _____ PHONE: _____

HCMA Staff: Send the completed form and evidence to BIDS@METROPARKS.COM



WTA ARCHITECTS

WIGEN TINCKNELL ASSOCIATES

C. Understanding of the Project & Tasks



WTA ARCHITECTS

Moore's Park Pool - Lansing, MI

UNDERSTANDING OF THE PROJECT & TASKS



WTA ARCHITECTS

Our mission at **WTA** Architects is to align our services with your project's unique requirements, delivering a solution that positively impacts your community and further enhances our beautiful state of Michigan. This understanding outlines our approach to achieving your project's goals by assembling an experienced project team with extensive expertise in the unique niche market of aquatic assessments.

The pool and beach house facility located in Lake St. Clair Metroparks is managed by the Huron Clinton Metro Park Authority. The facility was opened in 1950 and contained a beach and bathhouse located on the shore of Lake St. Clair. A few years later in 1963, the pool was constructed on deep piles due to the soil conditions. The bathhouse at the facility was downsized 1988. Another renovation took place in 1996, and then an interior renovation in 2001.

During the site visit, it was observed that elements of the facility show signs deterioration. It is our understanding to provide Huron Clinton Metro Park Authority with a comprehensive study of the current conditions of the pool facility and bath house along with the surrounding site. Our assessment will include but is not limited to civil, aquatic, architectural, structural, mechanical and electrical commentary on the existing conditions of:

- Site drainage and topography
- Current infrastructure
- Site circulation and accessibility
- Wetlands / EGLE delineations
- Site elements
- Building components, envelope, roof, facades, foundations
- Plumbing elements
- Interior finishes
- Lighting and electrical elements
- HVAC elements and operations
- Pool structure and finishes
- Recirculation system, piping fitting, and valves
- Water chemistry / filtration system, mechanical and overflow recovery system
- Deck equipment
- Code compliance - building code, local health code, and federal law and industry standards

PROJECT EXPERIENCE

Commentary will focus on the necessary repairs, replacement, and/or restoration of the elements reviewed including issues requiring further investigation. In addition to accessing and prioritizing the current conditions, the design team will meet with the steering committee to discuss future goals and address future needs and recommendations to maintain an operational and functional aquatic facility that retains financial stability.

- Review current program direction
- Discuss aquatic program options for future
- Develop conceptual plans and preliminary estimates as geared toward the future goals
- Review phasing and budget of future concepts



WTA ARCHITECTS



WTA ARCHITECTS
WIGEN TINCKNELL ASSOCIATES

D. Management Summary



WTA ARCHITECTS

Plymouth Park Pook - Midland, MI

MANAGEMENT SUMMARY



WTA ARCHITECTS

MANAGEMENT SUMMARY

Feasibility study and investigation to include:

- Kick-off Meeting to establish stakeholders, project objectives, designated community groups, etc.
- Review existing documents
- Field investigate existing conditions
- Review meetings as required
- Research, interviews, surveys, and design visioning
- Site analysis, space planning, and feasibility studies
- Budget and schedule estimation and review
- Concept option development

DELIVERABLES

- Copy of all presentations in PDF format and graphics for Owner use that detail the process and findings for the feasibility study.
- Assessment / concept options presentation
- Final presentation

EXCLUSIONS

- Structural analysis of pool shell
- Determining causes of identified water loss
- Geotechnical testing and analysis at the site
- Determining water table elevations at the site
- Locating aquifers at the site
- Locating electrical currents and their sources at and around the pool
- Equipotential bonding and grounding of the pool

While leadership and input from the architects, engineers and other specialty consultants is critical, working in close harmony with the Owner throughout the assessment process will serve as the critical path to defining success for the Lake St. Clair Pool Condition Assessment. Elevating the quality of our services is achieved through thoughtful interaction between our design team and Huron-Clinton Metroparks throughout the entire process.



WTA ARCHITECTS
WIGEN TINCKNELL ASSOCIATES

E. Personnel



WTA ARCHITECTS
Torzewski Water Park - Lapeer, MI

ORGANIZATIONAL CHART

Huron Clinton Metropolitan Authority
Lake St. Clair Pool Condition Assessment



**Huron-Clinton Metropolitan Authority
Engineering Department**
Mike Henkel,
Chief of Engineering Services



**ARCHITECTURE & PLANNING
WTA ARCHITECTS**
Jason Goff, Principal in Charge
Scott Csutora, Project Manager



AQUATIC PROFESSIONALS
Carl Nylander, Aquatic Engineer



**MECHANICAL & ELECTRICAL
ENGINEERING**
Gary Steffen, Mechanical Engineer
Jay Fox, Electrical Engineer



CIVIL ENGINEERING
Aaron Wendzel, Lead Civil Engineer
Doug Schultz, Project Manager
Blake Strozier, Graduate Landscape Architect



STRUCTURAL ENGINEERING
Tom Miltner, Structural Engineer

PROJECT STAFF

Jason R. Goff, AIA, NCARB

Partner

Jason is a highly-skilled and detail-oriented architect with a wealth of experience in the industry. He has successfully led a diverse range of projects, including studies, programming, new building constructions, and the renovation of existing structures. As the leader of our team, Jason oversees various aspects of the architectural process, from construction document production to coordination with engineering disciplines, building and life safety code review, cost estimating, and scheduling. Jason's meticulous approach to project execution and exceptional problem-solving skills have earned him the trust of clients and colleagues alike. His ability to balance design creativity with technical precision makes him an invaluable member of our team and reinforces our commitment to excellence in every endeavor.

AQUATIC PROJECTS

Huron-Clinton Lake Erie Metropark | Rockwood, MI

- Wave Pool Renovation

Towzewski Water Park | Lapeer, MI

- Currently Updating Waterpark

Saginaw Township Community Schools | Saginaw, MI

- Sherwood Elementary Pool Renovation

James Scott Memorial Fountain | Belle Isle, Detroit, MI

- Currently Updating Fountain

MUNICIPAL WORK

Bay County Health Department | Bay City, MI

- Community Health and Human Services Building

Ingham County | Mason, MI

- Historic Courthouse Clocktower Assessment & Restoration

James Township Fire Department | Saginaw, MI

- Fire Hall Facility and Space Needs Assessment

Mason County | Ludington, MI

- Historic Courthouse Roof Assessment & Replacement

Monitor Township Fire Department | Bay City, MI

- Fire Hall Addition and Renovations

Oscoda Township | Oscoda, MI

- Municipal Services Space Needs Assessment
- Ratliff Park - Warrior Pavilion Condition Assessment

Saginaw County Health Department | Saginaw, MI

- Facility Needs Assessment & Renovations
- Family Planning / STC Clinic Renovation
- First Floor Clinic Renovations

PARKS AND RECREATION WORK

Michigan Department of Natural Resources | Various Locations

- Belle Isle Athletic Shelter Renovation
- Belle Isle DNR Headquarters Building Restoration
- Grand Haven State Park Beach House Study and Restoration
- Mackinac Island State Harbor Comfort Station Replacement
- Newberry DNR Customer Service Center Feasibility Study
- Saginaw Bay Visitors Center Renovations
- Wilson State Park Beach House Study and Renovation \



WTA ARCHITECTS



Firm: WTA ARCHITECTS

Years of Experience:

- with this firm since 2013
- with other firms 14 years

Office Location: Saginaw, MI

Education:

- Bachelor of Science in Architecture | Lawrence Technology University, 1999
- Master of Architecture | Lawrence Technology University, 2008

Registration:

- Michigan | 2016 | Architecture
- Indiana | 2021 | Architecture

SPACE SOLVED.

PROJECT STAFF

Scott S. Csutora

Associate, Project Manager

Scott is a seasoned architectural project manager at **WTA**, bringing a wealth of expertise and a diverse range of skills to our team. With specializations in higher education facility design, metal prefabrication, and industrial buildings, he possesses a deep knowledge that enriches every project he takes on. Additionally, Scott has taken on the role of becoming **WTA's** resident expert in natatoriums and pool facility design, showcasing his dedication to continuous growth and innovation.

His focus on design development and construction documents spans a wide variety of building types, and his strong project management skills ensure clients' projects are successfully executed. Scott's dedication and pride in his work are evident in every aspect of his projects. He has the following projects to his credit:

AQUATIC PROJECTS

Huron-Clinton Lake Erie Metropark | Rockwood, MI

- Wave Pool Renovation

Plymouth Community Pool | Midland, MI

- Outdoor Community Pool Repair and Modernization

Bay City Community Pool | Bay City, MI

- Assessment

Towzewski Water Park | Lapeer, MI

- Currently Updating Waterpark

Saginaw Township Community Schools | Saginaw, MI

- Sherwood Elementary Pool Renovation

Saginaw Public Schools | Saginaw, MI

- Saginaw Arts and Sciences Academy Pool Renovation

HIGHER EDUCATION PROJECTS

Michigan State University | Lansing, MI

- Akers Hall Renovations
- Owen Hall Renovations
- College of Law Interior Renovations
- Student Services Building Renovations
- Anthony Hall Water Infiltration Study

Delta College | Various Locations, MI


- K Wing Renovations - Pending LEED Silver
- Saginaw Center - Certified LEED Silver
- Data Center Renovations
- Exterior Repairs
- Planetarium Roof Renovations
- Welding Renovations
- South Entry Vestibule

Saginaw Valley State University | University Center, MI

- Ryder Center Glazed Masonry Repair & Replacement
- Wickes Hall Renovations



WTA ARCHITECTS



Firm: WTA ARCHITECTS

Years of Experience:

- with this firm since 2015
- with other firms since 2005

Office Location: Saginaw, MI

Education:

- Bachelor of Science in Architecture | Lawrence Technology University, 2004

SPACE SOLVED.

PROJECT STAFF

Karly Skocelas

Architectural Staff

As one of **WTA's** newest employees, Karly has already gained valuable experience working on a wide range of projects from higher education buildings to assembly spaces. Her contributions to these projects range from drafting to 3D modeling. Karly is also effective at producing various amounts of renderings that help visualize accuracy and realism, to which she has the ability to communicate her design concepts clearly and efficiently to clients and team members alike.

Karly's ambition and dedication to the firm have led her become involved in several high-profile projects. The seamless integration of her creative mindset and technical proficiency have made a significant impact on our firm's success. She has to her credit the following projects:

AQUATIC PROJECTS

Huron-Clinton Lake Erie Metropark | Rockwood, MI

- Construction Documents

CURRENT PROJECTS

Michigan State University | East Lansing, MI

- Akers Hall Construction Documents

Midland Educational Services Agency | Midland, MI

- Renderings and Construction Documents

Dow Gardens | Midland, MI

- Renderings

Ingham County Fairgrounds | Mason, MI

- Conceptual Design and Design Development

Saginaw Public Schools Bond Projects | Saginaw, MI


- Construction Administration and Documentation, Field Observations

Consumers Energy | Muskegon, MI

- Design Development and Construction Documents



WTA ARCHITECTS



Firm: WTA ARCHITECTS

Years of Experience:

- with this firm since 2024

Office Location: Saginaw, MI

Education:

- Bachelor of Science in Architecture | Bowling Green University, 2022
- Master of Science in Architecture | Bowling Green University, 2024

PROJECT STAFF

Wayne Moerdyk

Construction Administrator

Wayne brings to **WTA** a deep understanding of the design and construction process from the perspective of the owner and the construction team. He possesses a high level of knowledge and education of all phases of the project regarding procedures, technical knowledge, parties that are typically involved, contracts, and general expectations of the owner and contractors. He understands the impact that changes to a facility may have on the owner and users of that facility.

As the owner's representative (project manager) for a major Michigan university, Wayne managed over 100 small and medium-sized projects on a university campus in every type of facility, all of which were on schedule and in budget. This includes an update to the university's master plan and a federally-funded FEMA project.

Wayne's extensive experience includes high-end homes and assisted living facilities. During his career working for construction management firms he managed and assisted with several LEED Projects. He has worked with many types of design and construction professionals, almost every type of trade contractor, testing/quality assurance companies, private home owners, universities (internally and externally), regulator agencies (federal, state, and local), non-profits, business owners, and K-12 schools.

CURRENT PROJECTS

Midland ESA | Midland, MI

- Addition and Renovation

Forward Store | Grayling, MI

- New Convenience Store and Service Station

Straits Cultural Center | St. Ignace, MI

- New Cultural Center

Dow Gardens Welcome Center | Midland, MI

- New Welcome Center

Center for Forensic Psychiatry | Saline, MI

- Kitchen and Cafeteria

Romney Building | Lansing, MI

- East Terrace Restoration

James Scott Memorial Fountain | Belle Isle, Detroit, MI

- Restoration

Bay City Centrai High School | Bay City, MI

- Great Lakes Bay Health Clinic

Central Michigan University | Mt Pleasant, MI

- Renovations and Additions
- Univerisity-wide Facility Conditions Assessment and Report
- 2021 Campus Master Plan
- Academics, Administration, & Athletics Area Development planning



WTA ARCHITECTS



Firm: WTA ARCHITECTS

Years of Experience:

- with this firm since 2023
- with other firms years 19 years
- 12 years for construction management firms
- 7 years working as the owner's project manager for a university

Office Location: Saginaw, MI

Education:

- Bachelor of Science in Building Construction Management | Michigan State University
- Juris Doctor | Western Michigan University Thomas M. Cooley Law School

Certification:

- LEED AP since 2008

SPACE SOLVED.

PROJECT STAFF

Carl Nylander, PE

Aquatic Engineer

Carl is an award-winning engineer of mechanical, hydraulic, filtration, and chemical treatment systems for a broad range of aquatic facilities including waterparks, resorts, community aquatic facilities, wellness, K-12, hospitality, and collegiate level facilities. He is experienced with projects serving municipalities, universities, YMCAs, school districts, and hospitality establishments. With specific emphasis on projects in the northeastern region of the United States, Carl's insight of the aquatics industry provides practical, cost-effective, and efficient designs.

In each project, Carl is responsible for the design of all aquatic mechanical systems. In addition to his design responsibilities, Carl has served as the Chairman for the Facility Design & Construction Technical Committee as a part of the Model Aquatic Health Code overseen by the Centers for Disease Control from 2009 through 2013, and currently sits on the Board of Directors for the Conference for the Model Aquatic Health Code.

AQUATIC PROJECTS

Derry Township | Hershey, PA

- Derry Township Community Center - Indoor Competition Pool and Outdoor Leisure Pool, Recreation and Lap Pool, Sprayground

Marilla Park | Morgantown, WV

- Marilla Park - Outdoor Lap Pool, Zero Entry Recreation Pool and Lazy River, Waterslides and Plunge Pool, Sprayground

City of Dearborn | Dearborn, MI

- Ford Woods Park - New Pool Complex and Outdoor Pool Replacement

Farmington Hills City Council | Farmington Hills, MI

- The Hawk Recreation Center Natatorium, Lap Pool, and Deep Water Pool

University of Texas | Austin, TX

- Eddie Reese Outdoor Pool - Custom Outdoor Pool

Washtenaw Intermediate School District | Ann Arbor MI

- High Point High School - Natatorium and Pool Renovation

Hackley Private College Prep School | Tarrytown, NY

- Walter C. Johnson Center for Health and Wellness - Competition Pool

Northwestern University | Evanston, IL

- Walter Athletics Center Football Training Center - Spa, Plunge Pool

Remington YMCA | Calgary, AB, Canada

- Quarry Park Recreation Facility - Indoor Lap Pool, Recreation Pool, and Spa

University of Michigan | Ann Arbor, MI

- Football Performance Center - Resistance Pool, Coldwater Spa, Recovery Tubs, Float Tank, Cryogenic Recovery Pool



Counselman - Hunsaker
AQUATICS FOR LIFE



Firm: Counselman-Hunsaker & Associates

Years of Experience: 20

Education:

- Bachelor of Science in Mechanical Engineering | Georgia Institute of Technology

Professional Registrations:

- CT, DE, MA, MI, MO, NH, NJ, IL, IN, IA, ME, MN, OH, PA, RI, VT, DC.

Professional Affiliations:

- American Society of Heating, Refrigerating and Air Conditioning Engineers (ASHRAE)
- Engineering Society of Detroit (ESD)

Professionals Certifications:

- Conference for Model Aquatic Code - Board of Directors: 2017 - Present
- Certified Pool/Spa Operator - PHTA

SPACE SOLVED.

PROJECT STAFF

Tom Miltner, PE

Structural Engineer

Tom has more than 36 years' experience as a structural engineer, possessing a strong familiarity and connection to the Midwest region and a knowledge and understanding of the inner workings of the local industry.

As a principal in charge of projects, Tom manages the Indianapolis office as well as participates in all phases of projects and serves as the project advocate, motivating the firm's project team to exceed expectations, while striving to achieve the most cost effective structural solutions. The following projects are representative of his abilities:

RELEVANT PAST EXPERIENCE

- Mesa State College Pool Slab Renovation | Grand Junction, CO
- Fort Lewis College Pool Renovation | Durango, CO
- George Washington High School Pool Renovation | Denver, CO
- South Plains College Pool Renovation | Levelland, TX
- Trinity High School Pool Renovation | New York, NY
- Mecklenburg Aquatic Center Pool Renovation | Charlotte, NC
- USNA MacDonough Pool Renovation | Annapolis, MD
- North Boulder Rec Center Pool Renovation | Boulder, CO
- Salisbury University Pool Renovation | Salisbury, MDChicago State
- University Pool Renovation | Chicago, IL
- Brown University Pool Main Drains Repair | Providence, RI
- Linda Wiginton AC Pool Renovation | Altus, OK
- Rock Island High School Pool Renovation | Rock Island, IL
- Jackson YMCA Pool Renovation | Jackson, MI
- Ohio State University Tile Investigation | Columbus, OH
- Michigan State IM Sports West Pool | East Lansing, MI
- Kemeny Recreation Center Pool | Detroit, MI



Firm: McComas/O'Donnell & Naccarato

Years of Experience:

- 36 Years

Education:

- Rose Hulman Institute of Technology, Terre Haute, IN
Bachelor of Science in Civil Engineering

Registration:

- Indiana | Engineer

Affiliations:

- American Society of Civil Engineers
- American Institute of Steel Construction
- American Concrete Institute
- Revit Users Group Indianapolis

PROJECT STAFF

Gary R. Steffen, P.E.

Associate, Mechanical Engineer

Gary has been with his firm since 2007. His mechanical design experience includes the design of boiler systems, chilled water systems, variable air volume systems, medical gas systems, sanitary and vent piping design, domestic water systems and fire protection systems. He has worked on projects for educational, commercial, industrial, religious, healthcare and governmental clients. Moreover, Gary's thorough understanding of industry regulations and standards enables him to navigate complex compliance requirements seamlessly. He stays abreast of emerging technologies and best practices, continuously refining his designs to incorporate the latest advancements in mechanical engineering.

GOVERNMENTAL PROJECTS

- Grand Haven State Park Beach House
- Tawas Lighthouse Renovation
- Mackinac Island Harbor Comfort Station
- Alpena County
- Bay County
- Bay City Housing Commission
- Cheboygan County Building
- City of Bay City
- City of Novi
- George Romney Building
- Ingham County
- Saginaw County

EDUCATIONAL PROJECTS

- Alma Public Schools
- Bay City Public Schools
- Delta College
- Madonna University
- Michigan State University
- Redford Public Schools
- River Rouge Public Schools
- Saginaw Public Schools
- Saginaw Township Schools
- Saginaw Valley State University
- Southfield Christian School

HEALTHCARE PROJECTS

- Covenant Healthcare
- Hillsdale Medical Care Facility
- Huron Medical Care Facility
- Iosco Medical Care Facility
- Kaiser Medical Center/Honolulu, Hawaii
- Kings Daughter Home
- McLaren Bay
- McLaren Flint
- Mid Michigan Medical Center
- Sanilac Medical Care Facility
- Tawas St Joe Hospital



Firm: MacMillan Associates, Inc.

Years of Experience: 15

Education:

- Bachelor of Science in Mechanical Engineering | Saginaw Valley State University, 2007

Registrations:

- Professional Engineer: MI - 2011
- Professional Engineer: TX - 2018
- Professional Engineer: GA - 2018
- Professional Engineer: OH - 2022

Professional Memberships:

- American Society of Plumbing Engineers (ASPE)
- Associate Member of the East Central Michigan Society of Healthcare Engineering

PROJECT STAFF

Jay W. Fox, P.E., LEED AP

Associate, Electrical Engineer

Jay's professional experiences include the design of 15kv customer owned distribution systems, secondary power distribution, emergency power, interior and exterior lighting and low voltage fire alarm, phone and data systems. Jay leads up the Arc Flash and Coordination Study division at MacMillan which assists commercial and industrial clients meet NFPA and OSHA guidelines for electrical systems safety documentation in the workplace. He has a wide range of experience as a consultant helping numerous clients around the state of Michigan and beyond.

GOVERNMENTAL PROJECTS

- City Hall Bay City
- Ingham County Courthouse/Jail
- Montcalm County Courthouse
- Ogemaw County Jail
- Wexford County Courthouse

COMMERCIAL PROJECTS


- Catholic Federal Credit Union
- Pere Marquette Depot Bay City
- Consumers Energy Company
- Harvey Kern Community Pavilion
- Masonic Pathways - Assisted Living Security
- Federal Credit Union
- SVRC Building

EDUCATIONAL PROJECTS

- Alma College
- Adrian College
- Central Michigan University
- Northwood University
- Peace Lutheran School
- St. Lorenz Lutheran School
- Saginaw Public Schools
- Saginaw Valley State University
- Madonna University

HEALTHCARE PROJECTS

- St. Joseph Hospital - Tawas
- Hills and Dales Hospital
- Mid-Michigan Medical Center/Gladwin
- Bay Regional Medical Center
- Covenant Healthcare
- St. Mary's Hospital
- West Branch Regional Medical Center



Firm: MacMillan Associates, Inc.

Years of Experience: 21

Education:

- Bachelor of Science, Electrical Engineering | Michigan State University, 2001

Registrations:

- Professional Engineer: MI - 2010
- Professional Engineer: TX - 2018
- Professional Engineer: GA - 2018

Professional Accreditations:

- LEED Accredited Professional, U.S. Green Building Council

PROJECT STAFF

Aaron Wendzel

Lead Civil Engineer

Aaron joined ROWE as a graduate engineer in 2014. He was promoted to assistant project engineer in 2015, project engineer in 2018, and is currently a senior project engineer. He assists with design and construction oversight for various infrastructure projects.

APPLICABLE PROJECTS

Davison Township, MI

- Lake Callis: QA/QC reviewer for successful MDNR/SPARK grant application for a multi-use court complex including pickleball, basketball, badminton, hockey rink, ADA parking, sidewalks, maintenance shed and associated EGLE permitting as Prime Professional. Included multiple options for storm water management including underground detention. 2 bid packages were used to minimize mark up on equipment purchases (ongoing).

Hadley Township, MI

- Marston Park: QA/QC reviewer for successful SPARK funded project including pickleball courts, new walking path, playground equipment, pavilion for a community park (2024).

Chippewa Watershed Conservancy, Isabella County

- Riverbend Preserve Paddling Access Site: Project engineer for the survey, design, permitting, and construction to build a new canoe/kayak access site along the Chippewa River. Project included a timber stairway for river access with a wood deck overlooking the river. Other work included a EGLE JPA floodplain permit for construction (\$80K construction; 2021).

Ingham County Parks and Recreation Commission, MI

- Lake Lansing Park North Improvements: Project engineer for survey, landscape architecture, engineering, and architecture design services for accessible parking, pathways, boardwalk replacement, drive improvements, and restroom building accessibility upgrades with JFR Architects, PC. Adjusted grant concepts to provide more cost-effective solutions for accessible routes. MNRTF grant-funded project (2019).


- South Lake Lansing Park Improvements: Professional of Record for MNRTF and LWCF funded project including survey permitting, design, and construction administration. The project included demolition and new bathhouse, permeable accessible parking, vegetated bioswales, interpretive historical signage, shower towers, accessible sidewalks, plaza, site furnishings, site lighting, fencing, and site utilities. Coordination with JFR architects providing a nautical themed concession and restroom/bathhouse and budget options (ongoing).

City of Grayling, MI

- MDNR Trailhead and Restroom Building: Project engineer for development of construction plans and permitting to build a new restroom/concession building, parking lot, and non-motorized trail extension along North West Down River Road, next to city hall. Project also includes reconstruction of the roadway adjacent to the trail. Site development includes site lighting, water service, sanitary sewer lift station and force main, bike racks, picnic tables, recycling bins, and landscaping. Project funded with Michigan Department of Natural Resources Trust Fund grant funds (\$660K construction; ongoing).



ROWE PROFESSIONAL SERVICES COMPANY



Firm: ROWE Professional Services

Years of Experience: 12

Education:

- Bachelor of Science in Civil Engineering | Michigan State University, 2012
- Master of Science in Environmental Engineering | Michigan State University, 2014

Registrations:

- Professional Engineer: MI - 2017

Continuing Education:

- EGLE Storm Water Management - Construction
- ACI Concrete Field Testing Technician - Grade 1
- MDOT Density Technology Certification

Affiliations:

- Michigan Society of Professional Engineers, Western Chapter
- American Public Works Association, Midwest Chapter
- National Society of Professional Engineers (NSPE)

PROJECT STAFF

Douglas R. Schultz, PLA

Project Manager

Doug joined ROWE in 2000, after nine years as a landscape architect with a Lansing firm. As a senior project manager, Doug assists clients with quality of life issues on all projects, from concept to completion. He was named an associate in 2003.

APPLICABLE PROJECTS

Lapeer County Parks & Recreation Department, MI

- Torzewski Waterpark: Project manager acting as client representative for scoping, grant funding, design and construction of a 1.5-acre regional water park. Led RFQ qualifications based selection process for the architecture/mep/aquatic design team and separate CMGC (construction manager/general contractor). ROWE provided civil site design, engineering, topographic survey, construction staking and construction engineering. The project included a comprehensive overhaul of a 30 year old water park including double waterslide, conversion of a play pool to splash pad, addition of terraced seating, accessible ramps and improved concessions, entry and restrooms for universal accessibility. Coordination with WTA architects and Frank Rewold and Sons.

- Boat Launch: Design for accessible path extension and small boat/canoe/kayak boat launch (MDNR / Access to Recreation funds; 2007).

WTA Architects, various locations, MI

- Moores Park (Lansing MI): Landscape architect assisting with civil site design and infrastructure associated with a scoping study, topographic survey, design and construction assistance for renovations to the 100yr+ Wesley Bintz pool listed on the National Park Service Register of Historic Sites. Site improvements within Moores park included an accessible route that preserves the established oak trees, evaluation of historic stone retaining walls and upgrading storm and sanitary sewers. An EGLE permit was required due to work within the floodplain and floodway of the adjacent Grand River (ongoing).

- Dow Gardens, Midland: QA/QC for redevelopment of parking lot and storm detention including evaluation of vehicular and pedestrian circulation (ongoing).

- Midland ESA, Midland MI: QA/QC for design-build site and building expansion including parking lot, storm detention (ongoing).

Michigan Department of Technology, Management and Budget/ Michigan Department of Natural Resources, various locations, MI

- Warren Dunes State Park Day-Use Renovations (Sawyer): Landscape architect for conducting preliminary study and schematic design for a complete renovation of the existing day-use area. The existing day-use facilities have been in service for more than 50 years and have become a maintenance nightmare. The scope of the study and schematic design includes complete renovations of the existing bath houses and toilet facilities to better serve beach users. Design concerns include critical dune impacts, blowing/migrating sand, extremely high use on the weekends, accessibility, and accommodating competing uses (\$8.7M construction; 2013).



ROWE PROFESSIONAL SERVICES COMPANY



Firm: ROWE Professional Services

Years of Experience: 33

Education:

- B.L.A, Landscape Architecture | Michigan State University, 1991

Continuing Education:

- AASHTO Bicycle Facility Design Training, MDOT, 2009
- Graduate of Community Leadership Program for Flint and Genesee County

Registrations:

- Professional Landscape Architect: MI - 1994 | SC - 2007 | WI - 2009

Affiliations:

- American Society of Landscape Architects
- Michigan Downtown Assoc.
- Michigan Urban and Community Forestry Council
- Flint River Watershed Coalition Board Chairman
- Southeast Michigan Council of Government Parks and Recreation Task Force

PROJECT STAFF

Blake D. Strozier

Lead Landscape Architect

Blake joined ROWE in 2013 and is responsible for preparing color renderings, concept drawings, construction documentation, and planting plans while aiding in overall site development, design, and construction observation and testing.

APPLICABLE PROJECTS

Davison Township, MI

- Lake Callis: Landscape designer for successful MDNR/SPARK grant application for a multi-use court complex including pickleball, basketball, badminton, hockey rink, ADA parking, sidewalks, maintenance shed and associated EGLE permitting as Prime Professional. Included multiple options for storm water management including underground detention. 2 bid packages were used to minimize mark up on equipment purchases (ongoing).

Hadley Township, MI

- Marston Park: Landscape designer for successful SPARK funded project including pickleball courts, new walking path, playground equipment, pavilion for a community park (2024).

Sanilac County Parks, MI

- Phase 2 Evergreen Park: Landscape designer for MDNR funded kayak launch, playgrounds, interpretive signage, ADA parking, pavilions, accessible putt putt golf course and site furnishings. Included 2 bid packages. (\$700K construction, 2024).
- Evergreen Park: Landscape designer for fast-track design and construction of MDNR-funded, universally accessible site improvements, including new playground and accessible pathway (\$90K construction; 2017).
- Lake Callis: Project manager for successful MDNR/ SPARK grant application for a multi-use court complex including pickleball, basketball, badminton, hockey rink, ADA parking, sidewalks, maintenance shed and associated EGLE permitting as Prime Professional. Included multiple options for storm water management including underground detention. 2 bid packages were used to minimize mark up on equipment purchases (ongoing).



ROWE PROFESSIONAL SERVICES COMPANY



Firm: ROWE Professional Services

Years of Experience: 11

Education:

- Bachelor of Science in Landscape Architecture | North Carolina Agricultural and Technical State University, Greensboro, NC

Certifications / Continuing Education:

- Certified Concrete Field-Testing Technician (Michigan Concrete Association)
- Certified Density Technician (2014-2019) (Michigan Department of Transportation)

Affiliations:

- Alpha Phi Alpha Fraternity, Inc. – Epsilon Upsilon Lambda Chapter
- Eureka Lodge No. 16 Prince Hall Affiliated (F&AM)
- Gamma Delta Kudos Alumni Mentor
- Tabernacle Missionary Baptist Church, Saginaw (Senior Pastor)
- NAACP - Flint Chapter
- Flint Community Schools Board of Education (Trustee)



WTA ARCHITECTS

WIGEN TINCKNELL ASSOCIATES

F. Budget



WTA ARCHITECTS

James Scott Memorial Fountain - Belle Isle, MI

BUDGET

Based on our understanding of the current scope of the project, there is no budget and timeline established for future construction and/or renovations. This assessment will provide information for future project costs.



WTA ARCHITECTS



WTA ARCHITECTS

WIGEN TINCKNELL ASSOCIATES

G. References



WTA ARCHITECTS

Bunker Beach Waterpark - Anoka County, MN



Counsilman • Hunsaker
AQUATICS FOR LIFE

PROJECT REFERENCES



WTA ARCHITECTS

STATE OF MICHIGAN

Lansing, Michigan

Contact: **Scott DeKorte**
Project Manager
dekortes@michigan.gov
616.490.6169

DELTA COLLEGE

University Center, Michigan

Contact: **Julie Dorcey**
Foundation Manager
Institutional Advancement
989.686.9079
juliedorcey@delta.edu

MICHIGAN STATE UNIVERSITY

East Lansing, Michigan

Contact: **John LeFevre, PE**
Eng. & Architectural Services
Physical Plant Division
517.884.6740

CENTRAL MICHIGAN UNIVERSITY

Mt. Pleasant, Michigan

Contact: **Andy Reihl**
Director of Facilities Planning
& Construction
989.774.6559

Contact: **Kristin Kosuda**
Director of Academic Space
& Remodeling
989.774.3840

BAY CITY PUBLIC SCHOOLS

Bay City, Michigan

Contact: **Patrick Tobin**
Director of Athletics, Facilities
& Maintenance
989.671.8151

THE HIGHEST AWARD

We believe that the highest accolade we can receive is a positive recommendation from our previous clients. It is a testament to our commitment to delivering exceptional service and meeting the unique needs of each project.

We take great pride in the relationships we have built with our clients, and we invite prospective clients to reach out to these project owners directly to learn more about their firsthand experience working with us.

Their testimonials and feedback serve as a testament to our dedication and ability to exceed expectations.

PROJECT EXPERIENCE



WTA ARCHITECTS



Counselman · Hunsaker
AQUATICS FOR LIFE



ROWE PROFESSIONAL
SERVICES COMPANY

Lake Erie Metropark

Rockwood, MI

Client Reference: Mike Henkel

Title: Chief of Engineering Services
and Huron Clinton Metroparks

Phone: (517) 483-4277

Email: mike.henkel@metroparks.com

Completion Date: Anticipated
summer of 2025

WTA, along with Counselman and ROWE, is working on the wave pool at Lake Erie Metropark. The replacement of some of the equipment systems, and most importantly, the design of a pre-engineered stainless steel structure with PVC membrane inside the existing pool shell, will ensure that this beloved facility is set up for easy maintenance and operation for decades to come.

SPACE SOLVED.

PROJECT EXPERIENCE



WTA ARCHITECTS



Counsilman Hunsaker
AQUATICS FOR LIFE



**ROWE PROFESSIONAL
SERVICES COMPANY**

Torzewski Water Park

Lapeer, MI

Client Reference: John Bustle

Title: Lapeer County Parks and
Recreation

Email: jbustle@lapeercounty.org

Completion: Anticipated summer
of 2025

WTA, along with Counsilman and ROWE, is updating Torzewski Water Park, a beloved community attraction facing aging systems and components. We are updating and replacing the splash pad areas, waterslides, pools, and pools. Mechanical and electrical systems are also being evaluated and updated for improved efficiency and function. Our team of experts will examine all aspects of the park to provide the expertise necessary to create an improved visitor experience in a modern and efficient waterpark.

SPACE SOLVED.

PROJECT EXPERIENCE



Counselman - Hunsaker
AQUATICS FOR LIFE



Bunker Beach Waterpark

Anoka County, Minnesota

Client Reference: Cori Hinz

Title: Recreational Services Manager

Phone: 763.324.3411

Email: cory.hinz@co.anoka.mn.us

Completion Date: 2021

In 2019, the City of Brandon contracted Counselman-Hunsaker to explore the feasibility of developing a children's aquatic feature at one of four locations within the city. After exploring four sites, it was determined that improvements would best fit the existing site at Brandon Municipal Pool located in Aspen Park. In addition, a survey was conducted by an Advisory Committee, resulting in a majority of respondents being interested in a splash pad/wading pool for the community.

The city, pleased with the results from the study, approved \$1.6 million to move forward with upgrades to the Brandon Municipal Pool. Renovations included demolishing the baby pool and replacing it with a new 1,700 sq. ft. zero-entry wading pool featuring a children's play feature, the addition of two waterslides to the existing 5,178 sq. ft. L-shaped pool, new deck space, new shade canopies, picnic tables, and additional deck space. A new 300 sq. ft. mechanical building with new mechanical equipment, was also part of the scope.



SPACE SOLVED.

PROJECT EXPERIENCE



Counselman - Hunsaker
AQUATICS FOR LIFE

Midwest Health Aquatic Center

Topeka, Kansas

Client Reference: Terry Bertels

Title: Deputy Director, Properties, Planning and Assets

Phone: 785.251.2659

Email: terry.bertels@snco.us

Completion Date: 2021

Counselman-Hunsaker, in association with B.A. Green Construction Co., Inc., designed this unique, one-of-a-kind facility that is centered with a 9,000 sq. ft. “bow-tie” shaped wave pool. The pool has wide, zero-depth entries at both the north and south sides and generates four types of waves. The mechanics in the middle of the pool pushes air under the surface creating waves at the entry points.

To the west of the bow-tie pool is a 4,900 sq. ft. leisure pool that features a playground-like structure in the center with small slides running into the water, a zipping splash bucket and water cannons. A wet deck, integral to the leisure pool, allows parents to keep a close eye on younger children. At the end of the leisure pool is a circular pool with two basketball hoops and a vortex pool which tends to be very popular with teens.



PROJECT EXPERIENCE



Counsilman - Hunsaker
AQUATICS FOR LIFE



River Rapids Waterpark

St. Genevieve, Missouri

Client Reference: Brad Arnold

Title: Executive Director

Phone: 573.883.5244

Email: barnold@sgccc.com

Completion Date: 2019

Total Project Cost: \$10,000,000

In 2017, Counsilman-Hunsaker was retained by Ste. Genevieve County to develop conceptual options and scenarios for consideration by the county for an outdoor waterpark. The Outdoor Aquatic Facility Feasibility Study identified the aquatic needs for the county and presented potential facility spaces that met those needs.

Meetings were held with several stakeholder groups and the Aquatic Facility Steering Committee. The county envisioned a facility that not only met the needs of swimmers in the community but also provided a destination with unique amenities and features to attract visitors from outside the community. To meet the goals of the county's vision, a variety of options were explored for aquatic centers, ranging from small, medium, to large. The feasibility study provided a space program analysis and project costs for three conceptual options, each detailing site-specific construction estimates with line item costs for the proposed space.

Pleased with the results of the study, the county decided to move forward with the design of a 98,968 sq. ft. family aquatic center with a budget of \$10 million.



SPACE SOLVED.

PROJECT EXPERIENCE



Counselman - Hunsaker
AQUATICS FOR LIFE

Pirate's Bay Family Aquatic Center

Baytown, Texas

Awards: 2022 Best of Aquatics Award - Aquatics Intl. Magazine

Square Footage: 183,637

Date Completed: 2017

Total Project Cost: \$10,500,000



The Baytown city residents pointed to a need for a large family aquatic center to draw from inside and outside their community. The Wayne Gray Sports Complex, located near a major highway ad an ample footprint to add attractions and accomplished this goal. From this Development Plan, Counselman-Hunsaker was retained to be part of the design team for an addition to the Wayne Gray Sports Complex. The addition includes 22,000 sq. ft. of water space. Amenities include:

- 25-yard lap/fitness pool
- 2 children's play features
- Crossing activity
- 670 ft. lazy river
- Flow Rider
- Bowl slide
- Four lane mat racer slide
- 2 waterslides w/ run outs
- Two raft waterslides
- Two zero beach entries
- Climbing wall
- Wet deck with bubblers, spraying palms, and pirate-themed features

Following a major expansion in 2014, bringing the total square footage to 185,637 sq. ft., the facility boasts a new 10,000 sq. ft. wave pool, 700 sq. ft. sprayground, and two signature waterslide rides (Boomerango and Colorado Drop) as well as a new 3,350 sq. ft. concessions building and a 3,300 sq. ft. wave pool building.



SPACE SOLVED.

PROJECT EXPERIENCE



WTA ARCHITECTS

Central Michigan University Pool

Mt. Pleasant, MI

Client Reference: Kristen Kosuda Suhr

Title: Director of Academic Space and Remodeling

Phone: 989.774.3840

Email: Kosud1k@cmich.edu

Completion Date: 2017

Total Project Cost: \$2.9 million

The project incorporated a complete renovation to the existing pool within Rose Ryan Hall, which was constructed in 1988.

Building systems included a new pool filtration system, new mechanical ventilation and LED uplighting; special features included a movable floor system allowing different depths within the pool deep end. We also provided analysis of existing deteriorated metal structure due to the chlorine rich environment and recommended remediation treatment.



PROJECT EXPERIENCE



WTA ARCHITECTS



ROWE PROFESSIONAL
SERVICES COMPANY

Moores Park Pool

Lansing, MI

Client Reference: Brett Kaschinske

Title: Lansing Parks Director

Phone: (517) 483-4277

Email: brett.kaschinske@lansingmi.gov

Completion: Construction pending funding updates; TBD.



Moores Park Pool originally opened in August of 1922. Designed by former Lansing Engineer Wesley Bintz, the pool is seen as an irreplaceable asset in the local community. It's the oldest surviving pool of the 150 he designed across the country. Constant leaks and other unsafe conditions caused the pool to close indefinitely in 2019.

In 2020, **WTA** was hired by the City of Lansing to complete a historic restoration and pool modernization evaluation of the pool equipment, site structure, masonry conditions, and mechanical and electrical systems. **WTA** released a comprehensive 43-page report detailing all of the pool's required updates along with recommended updates to comply with modern codes. Matrix Consulting Engineers, Inc. worked in conjunction with **WTA** for this portion of the project.

WTA, along with ROWE, was again hired to complete the full renovation design through the Construction Documents Phase. Construction is pending the state's promised 2024 budget updates that include the pool's full renovation within a 'New Vision Lansing' project.

SPACE SOLVED.

PROJECT EXPERIENCE



WTA ARCHITECTS

Bay City Western High School Pool

Auburn, MI

Client Reference: Patrick Tobin

Title: Director of Athletics, Facilities, and Maintenance

Phone: 989.671.8151

Email: tobinp@bcschools.net

Completion Date: 2019

Total Project Cost: \$1,067,000

The Bay City Western pool was constructed in 1970 and the original mechanical system and piping were corroded and in need of replacement.

Our project consisted of a complete replacement of the deteriorated systems with modern equipment. We also re-grouted the pool tank due to chlorine deterioration of the grout.



PROJECT EXPERIENCE



WTA ARCHITECTS

Zehnder's Splash Village

Frankenmuth, Michigan


Client Reference: Albert Zehnder

Phone: (989) 652-0430

Completion: 2014

Total Project Cost: \$20 million

The original Splash Village consisted of a 20,000 square foot water park. The Atrium Waterpark with its 29,000 s.f. expansion, includes a children's splash pad, a retractable roof, an outdoor pool, two six-story thrill rides, family cabanas, and more. It features a 20-person hot tub, a six-story family raft ride, a six-story super loop body slide, action river, and various fun family aquatic activities. The expansion project also doubled the number of waterpark locker rooms and expanded the indoor arcade to offer 45 fun games.



PROJECT EXPERIENCE



Counselman - Hunsaker
AQUATICS FOR LIFE



Brandon Municipal Pool

Brandon, South Dakota

Client Reference: Tami Jansma

Title: City Engineer

Phone: 605.582.6515

Email: tjansma@cityofbrandon.com

Completion Date: 2021

Total Project Cost: \$1.5 million

In 2019, the City of Brandon contracted Counselman-Hunsaker to explore the feasibility of developing a children's aquatic feature at one of four locations within the city. After exploring four sites, it was determined that improvements would best fit the existing site at Brandon Municipal Pool located in Aspen Park. In addition, a survey was conducted by an Advisory Committee, resulting in a majority of respondents being interested in a splash pad/wading pool for the community.

The city, pleased with the results from the study, approved \$1.6 million to move forward with upgrades to the Brandon Municipal Pool. Renovations included demolishing the baby pool and replacing it with a new 1,700 sq. ft. zero-entry wading pool featuring a children's play feature, the addition of two waterslides to the existing 5,178 sq. ft. L-shaped pool, new deck space, new shade canopies, picnic tables, and additional deck space. A new 300 sq. ft. mechanical building with new mechanical equipment, was also part of the scope.



SPACE SOLVED.

PROJECT EXPERIENCE



WTA ARCHITECTS

Grand Haven State Park Beach House

Grand Haven, Michigan

Client Reference: Jan Miller (retired)

Title: Project Director, Department of Technology, Management & Budget (DTMB)



Phone: (517) 241-4501



The existing beach house structure at Grand Haven State Park dates back to the 1930s and has been designated as historically significant by the DNR. Built in the Art Moderne style of the 1930s to evoke ship design, the structure offers sweeping views of Lake Michigan and the Grand Haven pier and lighthouse.

WTA provided a full range of services for this project, beginning with a conditions assessment study. The structure had suffered from significant deterioration over the years and was in need of major renovations. After the DNR determined to move forward with restoration efforts, WTA provided architectural services for a multi-phase restoration and renovation project.

Renovations included complete roof replacement, exterior masonry restoration and coatings, historic window replacement, and soil stabilizing grout piers to address structural and floor slab settling. The building interior was completely renovated, including new ceilings and lighting, decorative wall tile, and polished concrete floors. Restroom facilities were fully rebuilt and expanded to increase capacity, and included all new plumbing fixtures and infrastructure.



SPACE SOLVED.

PROJECT EXPERIENCE



WTA ARCHITECTS

WTA has extensive experience providing assessments and recommendations of all types including projects with aquatic, municipal, educational, and state government clients. On the following pages are relevant examples illustrating our experience.

Aquatic Clients

- Lake Erie Metropark Pool
- Plymouth Park Community Pool Assessment
- Bay City Community Pool Assessment
- Torzewski Water Park
- Sherwood Elementary School Pool Assessment
- Torzewski Water Park Pool Assessment
- Saginaw Arts and Sciences Pool Assessment

Municipal Clients

- Bay County Health Department Building Assessment
- Genesee County Jail and Courthouse Exterior Masonry Condition Study
- Ingham County Historic Courthouse Clocktower Condition Assessment
- James Township Fire Department Facility and Space Needs Assessment
- Mason County Courthouse Roof Replacement and Condition Assessment
- Oscoda Township Municipal Services Space Needs Assessment
- Oscoda Township Ratliff Park-Warrior Pavilion Condition Assessment and Feasibility
- Saginaw County Health Department Structural and Space Needs Assessment
- Saginaw County Commission on Aging Facility and Space Needs Assessment

Educational Clients

- Bay City Public Schools Bond Proposal and Facility Condition Assessment
- Central Michigan University Bush Theater Lighting and A/V System Feasibility Study
- Central Michigan University SAC Pool Restoration Study
- Central Michigan University Warriner and Wightman Hall Masonry Restoration Study
- Saginaw Public School District Bond Proposal and Facility Condition Assessment
- Saginaw Township Community Schools Bond Proposal and Facility Condition Assessment
- Saginaw Township Community Schools Sherwood Pool Condition Assessment
- State of Michigan K-12 Facility Condition Assessment

State of Michigan / DTMB Projects

- Belle Isle James Scott Memorial Fountain Assessment and Restoration
- Flint State Office Building Exterior Façade Study
- Grand Haven State Park Beach House Building Assessment Study
- Michigan Library and Historical Center Building Envelope Study
- Newberry DNR Customer Service Center Feasibility Study
- Rolston Cabin Condition Assessment Study
- Romney Building Façade Study
- Sturgeon Point Lighthouse Condition Assessment Study
- Tawas Point Light Station Structural Assessment and Restoration Study
- Wilson State Park Beach House Building Assessment and Restoration



WTA ARCHITECTS

WIGEN TINCKNELL ASSOCIATES



HURON-CLINTON metroparks

Administrative Office | 13000 High Ridge Drive | Brighton, MI 48114-9058
1-800-477-2757 • www.metroparks.com

PART 2 COST PROPOSAL



HURON CLINTON METROPOLITAN AUTHORITY
REQUEST FOR PROPOSAL STANDARD COST FORM
 (TO BE SUBMITTED WITH PROPOSAL))

PROJECT TITLE: Lake St. Clair Pool Cndtn Assmnt
 PARK NAME: Lake St. Clair Metropark
 RFP No.: P-502-24-710
 DUE DATE: November 22,2024

PROJECT PHASE (List additional task as needed)	ESTIMATED HOURS	ESTIMATED COST
Site Investigation, Data Collection, Records Research	140	\$27,250
Project Development		
50% Report Completion (remote review meeting)	150	\$19,800
90% Report Completion (remote review meeting)	75	\$10,750
100% Report Completion (remote review meeting)	45	\$7,600
Miscellaneous		
Meetings - cost included in the site investigation phase		
(Additional Phases/Task As Proposed-Add Below)		
Topographical survey alternate (not included in proposal cost)		\$9,000
Estimated Total	410	\$65,400

Include estimated hours for all work performed except provided by subconsultant as lump sum.

Proposal Cost (Not to Exceed)	
\$	65,400.00

**HURON CLINTON METROPOLITAN AUTHORITY
REQUEST FOR PROPOSAL STANDARD COST FORM (SUBCONSULTANT INFORMATION)**

Subconsultant:	Counsilman Hunsaker
Discipline:	Aquatic Consultant
Contact Information:	Carl Nylander
	Cnylander@chh2o.com
Subconsultant:	McComas O'Donnell Naccarato
Discipline:	Structural Engineering
Contact Information:	Tom Miltner
	tmiltner@mccomaseng.com
Subconsultant:	Rowe Engineering
Discipline:	Civil Engineering
Contact Information:	Jon Rick
	jrick@rowepsc.com
Subconsultant:	MacMillan Associates, Inc.
Discipline:	Mechanical & Electrical Engineering
Contact Information:	Gary Steffen
	gsteffen@macmillanassociates.com



WTA ARCHITECTS

WIGEN TINCKNELL ASSOCIATES



To: Board of Commissioners
From: Mike Henkel, Chief of Engineering Services
Project No: 512-23-249R
Project Title: Wave Pool Renovation
Project Type: Capital Improvement
Location: Lake Erie Metropark, Wayne County
Bids Received: February 4, 2025

Date: February 6, 2025

Action Requested: Motion to Approve

That the Board of Commissioners award Contract No. 512-23-249R to the low responsive, responsible bidder, Spence Brothers, Inc., in the amount of \$7,998,000.00 and transfer \$1.6 million from the Lower Huron waterslide project, and \$398,000 from fund balance to cover the cost of the project as recommended by Chief of Engineering Services Mike Henkel and Staff.

Fiscal Impact: The project currently has \$6 million budgeted, another \$1.6 is available in the capital fund from the Lower Huron water slide project that was put on hold, and the remaining \$398,000.00 is available in fund balance.

Scope of Work: The project will demo the existing pool shell, pour new supporting footings for the installation of a Myrtha pool liner system, new boilers, piping, drainage, electrical upgrades, deck and concrete modifications, mechanical upgrades and replacements, pool filtration system, new deck spray features, replacement of the existing deck carpet, pool start up, and provide all necessary incidental construction.

Background: The Lake Erie wave pool was closed in 2021 due to structural degradation of the pool shell the pool was constructed in 1983. An evaluation of the pool and mechanical systems was completed by a consultant and as part of that work provided recommendations to renovate the pool. One of the options was a proprietary modular pool and liner system manufactured by Myrtha Pool. Staff went to Windsor, Canada to tour an existing facility utilizing the system. One of the goals of the staff was to find an alternative to the concrete and marcite surface which requires ongoing maintenance, particularly after five years. Finding contractors to do this work has been more of a challenge over the years as this work is specialized and generally needs to be repaired yearly and under tight timelines due to Michigan weather. The liner system is a stainless steel rolled sheet that has an adhered polyvinyl chloride (PVC) surface that is fused together during installation. The structural system is self-supporting and will be incorporated into the existing deck and wave chambers of the pool. As part of the design park staff requested to reduce the depth of the pool to 5 feet from the current 8-foot depth. Park staff felt the reduction in depth would provide further safety to the operation of the pool. Once approved construction would be throughout 2025 and target an opening in 2026.

	<u>Contractor</u>	<u>City</u>	<u>Amount</u>
1	Spence Brothers	Ann Arbor	\$ 7,998,000.00
2	Deanglis Diamond	Detroit	\$ 8,916,546.00

Budget for Contract Services

Lake Erie Pool	\$6,000,000.00
Lower Huron Waterslide	\$1,600,000.00
Fund Balance	<u>\$ 398,000.00</u>
Available Budget	\$ 7,998,000.00

Work Order Amount

Contract Amount Spence Brothers	\$7,998,000.00
Contract Administration	<u>\$ 100,000.00</u>
Total Proposed Work Order Amount (Rounded)	\$8,098,000.00

This project was reported and publicly advertised in the following construction reporting outlets: Michigan Inter-governmental trade network, MITN; Construction Association of Michigan, Construction Connect, Washtenaw Contractors Association, Builders Exchange of Lansing and Central Michigan.



Spence Brothers

Southeast Regional Office
340 E. Huron, Suite B
Ann Arbor, MI 48104
734.213.6033

General Contractor Bidder Qualifications

WAVE POOL RENOVATION

LAKE ERIE METROPARK
HURON-CLINTON METROPOLITAN AUTHORITY

February 3, 2025





TABLE OF CONTENTS



Tab 1 Firm Background

Tab 2 References & Relevant Experience

Tab 3 Financial Statement & Resume





Spence Brothers

Southeast Regional Office
340 E. Huron, Suite B
Ann Arbor, MI 48104
📞 734.213.6033

Tab 1

FIRM BACKGROUND



WHO WE ARE

Spence Brothers is a leading Construction Manager in Michigan that recently celebrated our 133rd year in construction. A Top 100 Midwest Construction Company as ranked by the Engineering News Record, Spence Brothers maintains a strong connection with the communities in which we work. Our biggest strength is our commitment to our project partners, whether they be clients, subcontractors, design professionals, or community partners.

Our Mission

To build trust and important facilities with great people and organizations, driven to help each other and our communities thrive.

Our Vision

All current and desired Project Partners love to work with Spence Brothers. Key Owners, A/Es and Subs in our target markets and the best Personnel will want to be a part of our project teams, because everyone at Spence Brothers is dedicated to anticipating and exceeding their expectations by living up to our Values, which are **S.I.M.P.L.E.**:

Safety

Integrity

Mentoring

People

Legacy

Excellence

OFFICE LOCATIONS



Great Lakes Bay Regional
203 S. Washington Avenue,
Suite 360
Saginaw, MI 48607
○ 989.752.0400

Southeast Regional
340 E Huron Street, Suite B
Ann Arbor, MI 48104
○ 734.213.6033

Northern Regional
800 Hastings Street, Suite A
Traverse City, MI 49686
○ 231.947.7824

By the Numbers...

[132]

Years in Business

Spence Brothers was founded in 1893 by brothers Hugh and Matt Spence. Today, the company is led by third and fourth generation family members who are actively involved in company leadership and project execution.

[.67]

EMR 3-Year Average

The lower the EMR, the safer the constructor. An EMR of 1.0 is considered average, which means Spence Brothers is nearly 35% safer than the average constructor.

[21]

LEED Projects

We have incorporated sustainability into many projects. Specific to the USGBC's standards, our experience encompasses 21 projects (8 being LEED Gold Certified) for which we have either achieved, or are in the pursuit of, various levels of LEED Certification or compliance.

[4]

Generations

Our company is proudly led, managed, and supported by 3rd and 4th generation members of the Spence family, from laborers and project managers to our President, CEO, and leadership staff.



Spence Brothers

Southeast Regional Office
340 E. Huron, Suite B
Ann Arbor, MI 48104
📞 734.213.6033

Tab 2

REFERENCES & RELEVANT EXPERIENCE

NEW BAY AREA FAMILY Y

DOW BAY AREA FAMILY
YMCA
BAY CITY, MI



DELIVERY METHOD

Owner's
Representative

SIZE / VALUE

85,000sf / \$9,800,000

COMPLETION DATE

2013

REFERENCE

John R. Swantek
Bay Area Family Y
Cl: 989-859-3891
jrswantek@dow.com

PROJECT OVERVIEW

Upstairs, the fitness center features state-of-the-art equipment including 45 cardio machines and 15 strength training machines. There are also racquetball courts. The pool area has a water slide, lazy river, and hot tub. For the sports enthusiast, there are two full-size basketball courts and three volleyball courts.

This facility offers five locker rooms: separate rooms for men, women, boys, girls, and family locker rooms so that parents and children don't have to be separated while getting ready. Parents can drop kids off at the kid's zone, get in a quick workout, then join them again for activities and dinner at the family room. The cafe at the Y serves everything from sandwiches to smoothies.

The two-story, approximately 85,000sf facility includes an additional 11,000sf basement built for storage and mechanical uses. This project has been designed to attain LEED Certification.



HUB MIXED USE HIGH RISE

CORE
ANN ARBOR, MI



DELIVERY METHOD

CM/c

SIZE / VALUE

177,326sf /
\$40,000,000

COMPLETION DATE

2018

REFERENCE

Mark Goehausen
Sr Development Manager
Core LLC
Ph: 773-969-5741
markg@corespaces.com

PROJECT OVERVIEW

Located less than a block from the University of Michigan campus, Hub Ann Arbor is a 12-story, 124-unit high-rise featuring an indoor fitness center and spa, business center, and leasing center. The building offers a mix of studio, efficiency, and 2-4 bed units catering to college students.

Accommodations offered include 41 studio and efficiency units, 27 two bedroom units, and 55 units providing three or more bedrooms for a total of 310 beds. The size of the apartments range from 350 square feet to 1,250 square feet with several different floor plans.

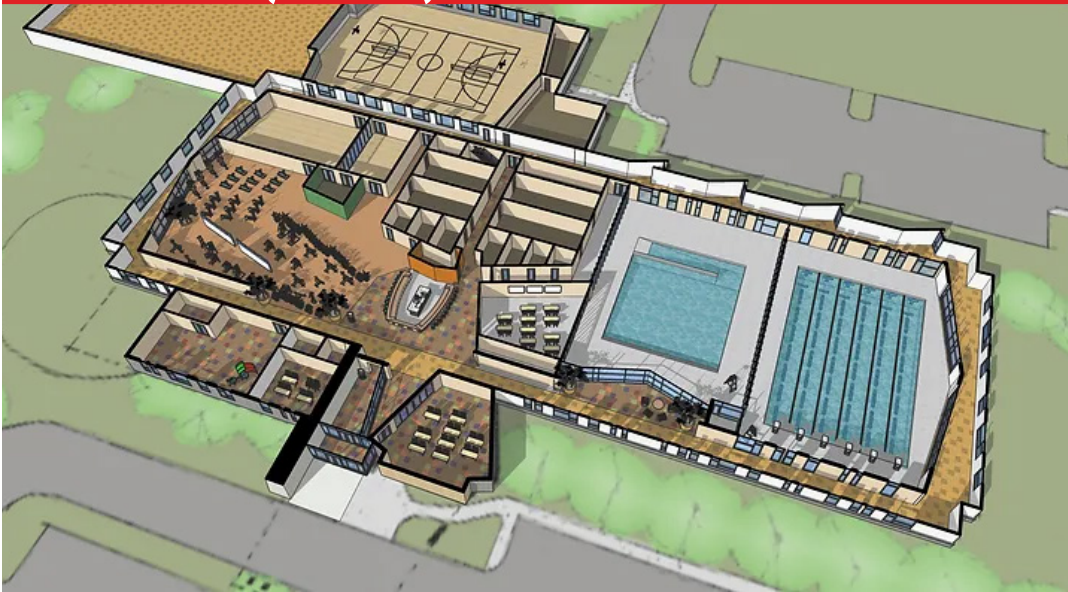
The signature amenity at Hub Ann Arbor is the rooftop deck featuring a hot tub and expansive views of the Downtown Ann Arbor skyline and the University of Michigan Campus.

Fifty-four bicycle spaces are available on site. Vehicle parking is also provided on site via two levels of underground parking (85 spaces underneath the building and 31 spaces in a lot at the rear of the site).



NEW BENZIE WELLNESS & AQUATIC CENTER (BWAC)

BENZIE WELLNESS & AQUATIC CENTER
BENZONIA, MI



DELIVERY METHOD

Design Build

SIZE / VALUE

39,443sf /
\$31,800,000

COMPLETION DATE

2026

REFERENCE

John Rothhaar
Benzie Wellness and
Aquatic Center
Ph: 231-383-5738
jr.bwac@gmail.com

PROJECT OVERVIEW

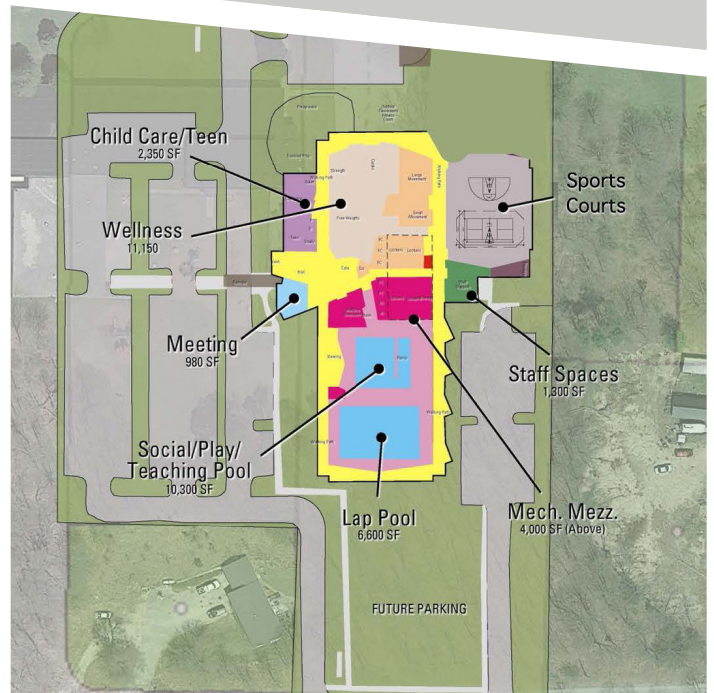
With the recent decommissioning of Crystal Lake Elementary School, the Design Build Team of Spence Brothers and Environment Architects is assisting the Owner to weigh its potential for use as the new BWAC. A condition of the "Option-to-Buy Agreement", signed by the BWAC Board, provides them 90 days to complete a facility assessment of the decommissioned elementary to determine if they will exercise their right to purchase.

Current programming includes:

- Social/Play/Teaching Pool
- Lap Pool
- Sports Courts (Pickle Ball, Tennis, Basketball)
- Walking Track
- Cardio & Strength Training Rooms
- Movement Studios
- Teen, Childcare, & Senior Spaces
- Cafe
- Changing/locker Rooms (men, women, & family)
- Meeting Rooms
- Offices and administrative spaces

With interest in LEED certification, a cost/benefit analysis of sustainable design and build options will also be explored. If determined feasible, efforts to construct renovations and additions to the former elementary will move forward.

The Benzie Wellness and Aquatic Center is a 501(c)(3) non-profit organization. Its Board, comprised of community-members, aspires to provide well-being services with spaces and programs that inspire healthy lifestyles for everyone.



NEW YMCA

GRAND TRAVERSE BAY
YMCA
TRAVERSE CITY, MI



DELIVERY METHOD

CM/c

SIZE / VALUE

101,664sf /
\$12,000,000

COMPLETION DATE

2014

REFERENCE

Bill Stone (RET)
Board Member & Chair,
Facilities Committee
williamstone@hotmail.
com
Cl: 231-649-4843

PROJECT OVERVIEW

By strategically bidding and awarding to the Pre-engineered Metal Building contractor early in the Design Phase, Spence Brothers managed a collaborative approach towards greater time-efficiency in the schedule by working with the PEMB contractor to achieve an early start on fabrication, resulting in time and cost savings for the Owner.

The major functional areas of this project consisted of an

Aquatics Center which includes an 8-lane competition pool with a deep-end diving well; spectator bleacher seating and snack bar area; additional viewing available from the upper level Health & Wellness Center; a Training/Recreational pool with the capacity to teach 2,000 kids to swim per year; as well as a hot tub spa pool and "Top Step" infant/early child training pad.

Health & Wellness Center which includes a mirrored aerobics studio/multi-purpose room; a circuit training room; spinning room; as well as areas for selectorized fitness machines, stretching, handicap accessible fitness machines, cardio, and free-weights.

Indoor Tennis Center which contains 4 upper and 2 lower level courts; spectator bleacher and court-side table seating. Additional available viewing is provided for this area from the Health & Wellness Center, as well.

Additional functional areas include a teen area; fireplace lounge area with views to the competition pool; a child watch room; public meeting room/multi-purpose room; a private chapel; male, female, and family locker rooms with separate wet/dry areas; male and female saunas; and administrative space.



NEURO, ORTHO, WELLNESS CENTER

MEMORIAL HEALTHCARE
OWOSSO, MI



DELIVERY METHOD

CM/c

SIZE / VALUE

110,000sf
/ \$40,000,000

COMPLETION DATE

2022

REFERENCE

Charlie Thompson
Facilities Services Director
Ph: 989-729-4567
cthompson@
memorialhealthcare.org


PROJECT OVERVIEW

With clear focus on maintaining high patient and employee satisfaction along with being nimble and on the cutting edge of MS and other neurology research, this project facilitates Memorial Healthcare's plan to provide the most innovative approach to neurology care.

With many MS patients and others with neurologic symptoms being challenged with multiple visits to receive full lab, radiology testing, and treatment for their conditions, this project integrates all associated services beneath one roof, offering patients a holistic approach with specialists needing only to walk down the hall to effect collaborative discussions with colleagues.

The new Neuro, Ortho, Wellness Center provides full lab; imaging; radiology testing and treatment; physical therapy spaces (including a 2-story cardio/strength training area, large therapy pool, and physical/occupational therapy space); speech therapy; bracing; an ambulation clinic; social work; treatment rooms; pediatric therapy; offices; multiple conference rooms of varying sizes; and more.

The new building is comprised of structural steel. It is stone clad with heavy timber columns supporting both the entrance canopy and the northeast corner canopy. Major site work included a 4-phase renovation of the existing parking lot to accommodate the hospital's expansion, while a bridge connector was constructed between the infusion center and the neurology department to further increase patient and doctor convenience.



SAGANING HOTEL & CASINO EXPANSION

SAGINAW CHIPPEWA
INDIAN TRIBE OF
MICHIGAN
MT. PLEASANT, MI



DELIVERY METHOD

CM/c

SIZE / VALUE

138,075sf
/ \$50,000,000

COMPLETION DATE

2019

REFERENCE

Steven Jablonski
Director of Facilities
Mt. Pleasant, MI 48858
Ph: 989-775-5623
Cl: 989-326-5578
sjablonski@sagchip.org


PROJECT OVERVIEW

This project included construction of a 148-room hotel with multiple full service dining facilities. The hotel offers multiple room types that include an attractive all-purpose suite on the hotel's top floor.

Connecting to the existing casino, the hotel entrance now provides a direct view into a new, 400-slot-machine gaming floor expansion, complete with installation of Finance and Surveillance areas & equipment to support the casino. The gaming floor was constructed with access to the new Bayside Restaurant and Bayside Lounge.

Construction of the hotel was unique in its use of panelized cold-formed steel stud framing; a newer application for hospitality projects in the Michigan market. Floors are pre-cast, hollow-core concrete planks over a slab-on-grade foundation.

In addition to our provision of preconstruction and construction services for the aforementioned hotel & casino expansion, we also provided extensive preconstruction services for Saganing's parking lot expansion, new 7-megawatt substation, and utility corridors leading to several buildings.



AWARDS

CAM Magazine Construction Highlight

HUB MIXED USE HIGH RISE

CORE
EAST LANSING, MI



DELIVERY METHOD

CM/c

SIZE / VALUE

324,000sf
/ \$56,500,000

COMPLETION DATE

2019

REFERENCE



Steven Jablonski
Director of Facilities
Mt. Pleasant, MI 48858
Ph: 989-775-5623
Cl: 989-326-5578
sjablonski@sagchip.org

PROJECT OVERVIEW

Hub East Lansing is a 10-story building on Grand River, just east of downtown in the East Village district. Due to its close proximity to the Michigan State University campus, this mixed-use development consists of 220,291sf of residential programming including 347 student-oriented apartments, totaling 568 beds. The ground floor contains 12,200sf of retail space along East Grand River Avenue, and approximately 20,000sf was dedicated to mechanical spaces on the residential floors.

Residents at The Hub have access to mezzanine level fitness and study areas, open air terraces, and a 10th floor lounge area featuring a pool, hot tub, barbecue, and half-court basketball amenities. In-structure parking is provided in the basement, on the first floor (behind the retail space), first floor mezzanine, and a bit on the second floor. While the first floor parking is for retail customers, the remaining spaces will be made available for residents.

The project's construction features post-tensioned concrete podium and load-bearing structural steel studs above. It was also constructed with a panelized exterior system to expedite the project schedule. The entire build utilized over 13,000 cubic yards of concrete, self-performed by Spence Brothers.



HURON-CLINTON METROPOLITAN AUTHORITY



To: Board of Commissioners
From: Janet Briles, Chief of Planning & Development
Subject: Approval/Resolution- Grant Agreement for Fiscal Year 2024 Pre-Disaster Mitigation Grant Program of the MSP Emergency Management and Homeland Security Division
Project Title: Pre-Disaster Mitigation for the Electrical Grid at Lake St. Clair Metropark
Date: February 27, 2025

Action Requested: Motion to Approve

That the Board of Commissioners approve a resolution authorizing staff to execute the forthcoming Program Agreement for the Fiscal Year (FY) 2024 Pre-Disaster Mitigation (PDM) Grant Program of the Michigan Department of State Police (MSP), Emergency Management and Homeland Security Division (EMHSD) as recommended by Chief of Planning and Development Janet Briles and staff.

Fiscal Impact: This is a reimbursement grant. The total cost of the project is estimated at \$2,088,000 with \$1,349,000 awarded in grant funding and \$739,000 in cash outlay provided by the Metroparks to match the PDM grant award. This project is included in the Capital Project Fund for 2025.

Background: In August 2024, the Board authorized staff to join the Macomb County 2020-2025 Hazard Mitigation Plan and adopted the plan as the Official Hazard Mitigation Plan of Huron-Clinton Metroparks located within Macomb County, including Lake St. Clair Metropark. This adoption allowed HCMA to apply to the Pre-Disaster Mitigation Grant Program to fund mitigation measures that would provide electrical supply upgrades to Lake St. Clair Metropark in order to reduce the risk of loss of life and property from future hazard events or disasters. The project scope upgrades the switch house, main underground medium-voltage cable, and secondary conductors associated with key facilities. The improvements to the underground cables include the installation of transformers, generator connection points, and distribution panels. Additionally, the North Marina transformers will be replaced, electrical service to the docks replaced and elevated. This work will significantly reduce the instances and severity of power outages at Lake St. Clair Metropark going forward.

In order to move forward with accepting the grant funding, the Metroparks is required to submit the executed Program Agreement and support materials to Michigan State Police, Emergency Management and Homeland Security Division.

Attachment: Board Resolution and Project Agreement

**State of Michigan
Fiscal Year 2024
Pre-Disaster Mitigation Grant Program
Grant Agreement**

September 17, 2024 – September 17, 2027

CFDA Number: 97.047 Project Number: LPDM-PJ-05-MI-2024-001

This Fiscal Year (FY) 2024 Pre-Disaster Mitigation (PDM) Grant Program grant agreement is hereby entered into between the Michigan Department of State Police (MSP), Emergency Management and Homeland Security Division (EMHSD) (hereinafter called the Recipient), and

HURON-CLINTON METROPOLITAN AUTHORITY
(hereinafter called the Subrecipient)

I. Purpose

The purpose of this grant agreement is to assist the Subrecipient in the implementation of LPDM-PJ-05-MI-2024-001 (hereinafter called the Project) -- a project to provide supplementary financial assistance for the implementation of cost-effective hazard mitigation measures that will permanently reduce or eliminate the long-term risk to human life and property from natural, technological, or human-caused disasters and their effects. The PDM Grant program funding is awarded by the Federal Emergency Management Agency (FEMA) and is administered by the Recipient.

II. Objective

The principal objective of this grant agreement is to provide financial assistance to the Subrecipient. The Subrecipient must complete the approved measures detailed in the attached FY 2024 PDM Grant Program formal application submitted by the Subrecipient via the federal eGrants web-based application system, and summarized as follows:

Huron-Clinton Metropolitan Authority proposes to fund mitigation measures to provide electrical supply upgrades to the Lake St. Clair Metropark community park (central location: 42.57400, -82.79501) to reduce the risk of loss of life and property from future hazard events or disasters.

The project scope is to upgrade the switch house (42.578595, -82.801221), main underground medium-voltage cable, and secondary conductors associated with key facilities, which will allow the installation of approximately 5,840 linear feet of new cable. Ground disturbance will be between 3.5 feet to six feet to the bottom of the trench to create duct banks for the proposed electrical lines. The upgrades to the underground cables include the installation of transformers, generator connection points, and distribution panels. Additionally, the North Marina transformers will be replaced, electrical service to the docks replaced and elevated. Materials will be stockpiled and staged next to the St. Clair Metropark parking lot (42.576518, -82.798341). Turf grass vegetation and approximately 13 trees will be removed to complete construction. Grass and topsoil will be stockpiled on site and replaced once construction is complete.

This project has been determined to be categorically excluded from the need to prepare either an Environmental Impact Statement or an Environmental Assessment in accordance with Categorical Exclusion (CATEX) N7 as implemented under FEMA Instruction 108-1-1 and the Department of Homeland Security Instruction 023-01-001-01, Rev. 1. Particular attention should be given to the project conditions before and during project implementation. Failure to comply with these conditions may jeopardize federal assistance including funding.

No changes to the approved scope of work (approved measures) can be implemented without prior FEMA approval. Failure to obtain FEMA approval prior to implementing a modified scope of work may result in the cancellation of the grant and repayment of federal funds. Requests for changes to the scope of work must be made to FEMA through the Recipient and supported by adequate justification to be processed. All expenses, including local matches, must be appropriately documented and reasonable to be eligible for reimbursement. Expenses that are not related to the approved scope of work and budget are not eligible for reimbursement under

the provisions of this grant agreement. Line items in the approved cost estimate (from the attached FY 2024 PDM Grant Program application) may not fluctuate by more than ten percent without prior approval from FEMA.

III. Statutory Authority

Funding for the FY 2024 PDM Grant Program is authorized by Section 203 of the Robert T. Stafford Disaster Relief and Emergency Assistance Act (42 United States Code [U.S.C.] § 5133).

The Subrecipient agrees to comply with all PDM Grant Program requirements in accordance with the Hazard Mitigation Assistance (HMA) FY 2023 Guidance, located at: <http://www.fema.gov>. The Subrecipient also agrees to comply with regulations, including but not limited to the following, as applicable:

A. Administrative Requirements

1. 2 of the Code of Federal Regulations (C.F.R.), Part 200 *Uniform Administrative Requirements, Cost Principles, and Audit Requirement for Federal Awards* located at <http://www.ecfr.gov>.

[The above C.F.R. documents are online at <http://www.ecfr.gov>]

B. Audit Requirements and Other Assessments

1. Public Law 107-300, Improper Payments Information Act (IPIA) of 2002, located at <http://www.dol.gov/ocfo/media/regs/IPIA.pdf>.

IV. Pre-Disaster Mitigation (PDM) Grant Program Award Amount and Restrictions

The FEMA has approved a federal share for this project in the amount of:	\$ 1,349,000
Total FY 2024 PDM Grant Program contribution is:	\$ 1,349,000
Total nonfederal contribution is:	\$ 739,000
Total estimated cost of this mitigation project is:	\$ 2,088,000

The Subrecipient shall provide at least 35.39% matching funds from nonfederal sources. Approval of in-kind match is at the sole discretion of the Recipient; the Recipient reserves the right to deny or adjust in-kind match, if necessary. (Community Development Block Grant funds, though federal in origin, lose their federal identity and are an acceptable matching source.)

Federal assistance is made available within the limits of funds available from Congressional appropriations for such purposes in accordance with the Stafford Act and appropriate regulations found in Title 44 of the C.F.R., as amended and currently applicable handbooks. Federal funds provided under the Stafford Act for the PDM Grant are limited to a maximum of 75% of the total eligible costs. If there is a cost under-run for the project, final reimbursement for the federal share of the project costs will be adjusted based on actual costs of the project.

Subrecipient shall provide the required nonfederal matching funds.

In accordance with the HMA FY 2023 Unified Guidance, the following types of post-award changes to the approved budget (from the PDM FY 2024 formal application submitted by the Subrecipient) will require the prior written approval of FEMA:

Non-construction projects

- Adjustments of more than ten percent in any direct cost categories for grants with a federal share that exceeds \$100,000.
- Any change that would result in the need for additional federal funding.

Construction projects

- Any changes to access contingency funds and rebudget to another direct cost category.
- Any change that would result in the need for additional federal funding.

V. Responsibilities of the Subrecipient

Fiscal Year (FY) 2024 PDM Grant Program funds must supplement, not supplant, state or local funds.

Federal funds will be used to supplement existing funds and will not replace (supplant) funds that have been appropriated for the same purpose. Potential supplanting will be carefully reviewed in the application review, in subsequent monitoring, and in the audit. The Subrecipient may be required to supply documentation certifying that it did not reduce non-federal funds because of receiving federal funds. Federal funds cannot be used to replace a reduction in non-federal funds or solve budget shortfalls in general fund programs.

The Subrecipient agrees to comply with all applicable federal and state regulations including, but not limited to, the following:

- A. In addition to this FY 2024 PDM Grant Program grant agreement, the Subrecipient shall complete, sign, and submit to the Recipient the following documents, which are incorporated by reference into this grant agreement:
 - 1. Audit Certification (EMHSD-053);
 - 2. Request for Taxpayer Identification Number and Certification (W-9);
 - 3. Other documents that may be required by federal or state officials.
- B. The FY 2024 PDM Grant Program covers eligible costs from September 17, 2024, until September 17, 2027. Allowable costs are only those specifically detailed in the attached FY 2024 PDM Grant Program formal application submitted by the Subrecipient.
- C. Make all purchases and/or procure services in accordance with 2 C.F.R., Part 200, grant guidance, and local purchasing/procurement policies.
- D. The Subrecipient shall comply with all applicable codes, standards, and permitting requirements that pertain to this project and shall provide maintenance, as appropriate and required, for the life of the Project.
- E. The Subrecipient agrees to prepare the Request for Reimbursement of Mitigation Project Expenses form, and all required attached documentation, including all required authorized signatures, and submit these to the Recipient.
- F. Submit quarterly progress reports to the Recipient on the status of all approved projects. The due dates for quarterly progress reports are detailed in Section VII of this agreement.
- G. Comply with applicable financial and administrative requirements set forth in the current edition of 2 C.F.R., Part 200, *Uniform Administrative Requirements, Cost Principles, and Audit Requirement for Federal Awards* located at <http://www.ecfr.gov>.
- H. Environmental and Historic Preservation (EHP) Compliance: The federal government is required to consider the potential impacts on the human and natural environment of projects proposed for federal funding. The EHP Program engages in a review process to ensure that federally funded activities comply with various federal laws. The goal of these compliance requirements is to protect our nation's water, air, coastal, wildlife, agricultural, historical, and cultural resources. The Subrecipient shall not undertake any project having the potential to impact EHP resources without prior approval.

Any activities that have been initiated without the necessary EHP review and approval will result in a non-compliance finding and will not be eligible for federal funding.

All necessary permits must be obtained for the project and are the responsibility of the Subrecipient. The project must be implemented in conformance with 44 C.F.R., Part 9, Floodplain Management and Protection of Wetlands, 44 C.F.R., Part 10 Environmental Considerations, and the environmental conditions that have been identified through the National Environmental Policy Act review. These conditions can be found in one or more of the following FEMA documents:

- Record of Environmental Consideration.
- Categorical Exclusion (CATEX) Letter/Memo.
- Environmental Assessment.
- Finding of No Significant Impact.

VI. Responsibilities of Recipient

The Recipient, in accordance with the general purposes and objectives of this grant agreement, will:

- A. Administer the FY 2024 PDM Grant Program in accordance with all applicable federal and state regulations and guidelines and provide quarterly reports documenting this administration.
- B. Provide direction and technical assistance to the Subrecipient.
- C. Provide to the Subrecipient any special report forms and reporting formats (templates) required for the operation of the program.
- D. Reimburse the Subrecipient, in accordance with this grant agreement, based on appropriate documentation submitted by the Subrecipient.
- E. At its discretion, independently or in conjunction with FEMA, may conduct random on-site reviews with Subrecipient.

VII. Subrecipients Reporting Procedures

Submit quarterly progress reports to the Recipient on the status of all funding using the HMA Quarterly Progress Report Microsoft Form link, which will be sent via email by EMHSD on a quarterly basis. Quarterly progress reports are required whether or not expenditures are incurred.

Failure by the Subrecipient to fulfill quarterly reporting requirements as required by the grant may result in the suspension of grant activities until reports are received.

Reporting periods and due dates for each year are as follows:

1 st Quarter:	October 1 through December 31	Due January 15
2 nd Quarter:	January 1 through March 31	Due April 15
3 rd Quarter:	April 1 through June 30	Due July 15
4 th Quarter:	July 1 through September 30	Due October 15

Quarterly progress reports are to be submitted by the 15th of the month following the end of each quarter. Quarterly progress reports should be submitted via the provided Microsoft Form link unless the Subrecipient is otherwise notified by the Recipient. Reimbursement requests are not required to be submitted with quarterly progress reports. At the end of each fiscal year, the subrecipient will be required to report an estimate of grant expenses incurred in the ending fiscal year that will be reimbursed in the upcoming FY.

VIII. Payment Procedures

The Subrecipient agrees to prepare the *Request for Reimbursement of Mitigation Project Expenses* form, and all required attached documentation, including all required authorized signatures, and submit these to Recipient.

Recipient's timely receipt and verification of all required documentation is a condition of payment. Recipient's may pursue all available remedies for the recoupment of any advance payments that have been inadequately documented or determined by the Recipient to have been improperly made or expended for any reason.

Subject to the exercise of Recipients sole discretion, three types of payments may be made to the Subrecipient for this Project:

- A. If the Subrecipient provides Recipient with a letter indicating the amount of reimbursement requested along with completed reimbursement request forms, as well as supporting documentation demonstrating the total expenditures to date for eligible Project activities, the Subrecipient may, at Recipient's sole discretion, receive reimbursement of eligible expenditures of up to 75% of the **federal share** of the grant. Recipient will review the expenditures and make payment of no more than 75% of total eligible expenditures to date. **Prior to project completion, Recipient will pay to the Subrecipient no more than a total (including all advance and reimbursement payments) of 75% of the federal share of the grant.**
- B. Upon the Subrecipient's completion of the Project, Recipient will inspect the Project and review all expenditures for eligibility prior to making final payment to the Subrecipient. To receive final payment, the Subrecipient shall provide the Recipient with a letter indicating the project is complete. Along with the letter, provide completed reimbursement request forms that include the total expenditures for the project, and separate documentation supporting each total expenditure.
- C. In rare circumstances only, if the Subrecipient provides the Recipient with a letter outlining the immediate need for an advance payment and the amount of the requested advance, the Subrecipient may (at the Recipient's sole discretion) receive an initial advance payment of up to 50% of the Subrecipient's federal share of the grant. Pursuant to federal regulations, the Subrecipient shall minimize the time between the receipt of advance funds and the disbursement of those funds for eligible expenditures. Any interest earned over \$500 must promptly, but at least quarterly, be remitted to:

Michigan State Police,
Emergency Management and Homeland Security Division
Grants and Financial Management Section
P.O. Box 30634
Lansing, Michigan 48909

The Subrecipient may keep interest amounts up to \$500 per year for administrative expenses.

- D. **No payment will be made unless all quarterly reports have been submitted and are up to date.**

IX. Employment Matters

Subrecipient shall comply with Title VI of the *Civil Rights Act of 1964*, as amended; Title VIII of the *Civil Rights Act of 1968*; Title IX of the *Education Amendments of 1972 (Equal Opportunity in Education Act)*; the Age Discrimination Act of 1975; Titles I, II and III of the *Americans with Disabilities Act of 1990*; the Elliott-Larsen Civil Rights Act, 1976 PA 453, as amended, MCL 37.2101 *et seq.*; the Persons with Disabilities Civil Rights Act, 1976 PA 220, as amended, MCL 37.1101 *et seq.*, and all other federal, state and local fair employment practices and equal opportunity laws and covenants. The Subrecipient shall not discriminate against any employee or applicant for employment, to be employed in the performance of this grant agreement, with respect to his or her hire, tenure, terms, conditions, or privileges of employment; or any matter directly or indirectly related to employment because of his or her race, religion, color, national origin, age, sex, height, weight, marital status, limited English proficiency, or handicap that is unrelated to the individual's ability to perform the duties of a particular job or position. The Subrecipient agrees to include in every subcontract entered into for the performance of this grant agreement this covenant not to discriminate in employment. A breach of this covenant is a material breach of the grant agreement.

The Subrecipient shall ensure that no subcontractor, manufacturer, or supplier of the Subrecipient for projects related to this grant agreement appears on the Federal Excluded Parties List System located at <https://www.sam.gov>.

X. Limitation of Liability

The Recipient and Subrecipient to this grant agreement agree that each must seek its own legal representative and bear its own costs, including judgments, in any litigation that may arise from performance of this contract. It is specifically understood and agreed that neither party will indemnify the other party in such litigation.

This is not to be construed as a waiver of governmental immunity for either party.

XI. Third Parties

This grant agreement is not intended to make any person or entity, not a party to this grant agreement, a third-party beneficiary hereof or to confer on a third party any rights or obligations enforceable in their favor.

XII. Grant Agreement Period

This grant agreement is in full force and effect from September 17, 2024, to September 17, 2027. No costs eligible under this grant agreement shall be incurred before the starting date of this grant agreement, except for those costs specifically identified in the grant application as eligible “pre-award” costs. This grant agreement consists of two identical sets, simultaneously executed; each is considered an original having identical legal effect. This grant agreement may be terminated by either party by giving 30 days written notice to the other party stating reasons for termination and the effective date, or upon the failure of either party to carry out the terms of the grant agreement. Upon any such termination, the Subrecipient agrees to return to the Recipient any funds not authorized for use, and the Recipient shall have no further obligation to reimburse the Subrecipient.

Effective Dates:

- Period of Performance: September 17, 2024, September 17, 2027.
- Eligibility period for pre-award costs: No pre-award costs approved.
- Eligibility period for regular grant costs: September 17, 2024 - September 17, 2027.
- End of Period of Performance: September 17, 2027.

XIII. Entire Grant Agreement

This grant agreement is governed by the laws of the State of Michigan and supersedes all prior agreements, documents, and representations between Recipient and Subrecipient, whether expressed, implied, or oral. This grant agreement constitutes the entire agreement between the parties and may not be amended except by written instrument executed by both parties prior to the termination date set forth in Section XII above. No party to this grant agreement may assign this grant agreement or any of his/her/its rights, interests, or obligations hereunder without the prior consent of the other party. Subrecipient agrees to inform Recipient in writing immediately of any proposed changes of dates, budget, or services indicated in this grant agreement, as well as changes of address or personnel affecting this grant agreement. Changes in dates, budget, or services are subject to prior written approval of Recipient. If any provision of this grant agreement shall be deemed void or unenforceable, the remainder of the grant agreement shall remain valid.

The Recipient may suspend or terminate subrecipient funding, in whole or in part, or other measures may be imposed for any of the following reasons:

- Failure to expend funds in a timely manner consistent with the grant milestones, guidance, and assurances.
- Failure to comply with the requirements or statutory objectives of federal or state law.
- Failure to make satisfactory progress toward the goals or objectives set forth in the Subrecipient application.
- Failure to follow grant agreement requirements or special conditions.
- Proposal or implementation of substantial plan changes to the extent that, if originally submitted, the project would not have been approved for funding.
- Failure to submit required reports.
- Filing of a false certification in the application or other report or document.
- Failure to adequately manage, monitor or direct the grant funding activities of their Subrecipients.

Before acting, the Recipient will provide the Subrecipient reasonable notice of intent to impose corrective measures and will make every effort to resolve the problem informally.

XIV. Business Integrity Clause

The Recipient may immediately cancel the grant without further liability to the Recipient or its employees if the Subrecipient, an officer of the Subrecipient, or an owner of a 25% or greater share of the Subrecipient is convicted of a criminal offense incident to the application for or performance of a state, public, or private grant or subcontract; or convicted of a criminal offense, including but not limited to any of the following: embezzlement, theft, forgery, bribery, falsification or destruction of records, receiving stolen property, attempting to influence a public employee to breach the ethical conduct standards for State of Michigan employees; convicted under state or federal antitrust statutes; or convicted of any other criminal offense which, in the sole discretion of the Recipient, reflects on the Subrecipient's business integrity.

XV. Freedom of Information Act

Much of the information submitted in the course of applying for funding under this program, or provided in the course of grant management activities, may be considered law enforcement-sensitive or otherwise critical to national security interests. This may include threat, risk, and needs assessment information; and discussions of demographics, transportation, public works, and industrial and public health infrastructures. Therefore, each Subrecipient agency Freedom of Information Officer will need to determine what information is to be withheld on a case-by-case basis. The Subrecipient should be familiar with the regulations governing Protected Critical Infrastructure Information (6 C.F.R., Part 29) and Sensitive Security Information (49 C.F.R., Part 1520), as these designations may provide additional protection to certain classes of homeland security information.

XVI. Official Certification

For the Subrecipient

The individual or officer signing this grant agreement certifies by his or her signature that he or she is authorized to sign this grant agreement on behalf of the organization he or she represents. The Subrecipient agrees to complete all requirements specified in this grant agreement.

Huron-Clinton Metropolitan Authority

Printed Name

Title

Signature

Date

For the Recipient

Michigan State Police, Emergency Management and Homeland Security Division

Capt. Kevin Sweeney

Printed Name

**Commander, Emergency
Management and Homeland Security Division**

Title



Signature

02/20/2025

Date

**HURON-CLINTON METROPOLITAN AUTHORITY
13000 HIGH RIDGE DRIVE, BRIGHTON, MICHIGAN 48114**

**ACCEPTANCE OF FY 2024 PRE-DISASTER MITIGATION GRANT FOR
LAKE ST. CLAIR METROPARK – ELECTRICAL GRID UPDATES**

Resolution No. 2024-XX

Motion made by: Commissioner _____

Supported by: Commissioner _____

AT A MEETING OF THE BOARD OF COMMISSIONERS OF THE HURON-CLINTON METROPOLITAN AUTHORITY HELD ON FEBRUARY 27, 2025, THE BOARD ADOPTED THE FOLLOWING RESOLUTION:

WHEREAS, the Huron-Clinton Metropolitan Authority (“Authority”) previously supported adopting the Macomb County 2020-2025 Hazard Mitigation Plan as the Official Hazard Mitigation Plan of Huron-Clinton Metroparks located within Macomb County, including Lake St. Clair Metroparks. The adoption allowed for HCMA to submit an application to the FY 2024 Pre-Disaster Mitigation Grant Program in August 2024; and

WHEREAS, the Authority desires to fund mitigation measures to provide electrical supply upgrades to the Lake St. Clair Metropark to implement cost-effective hazard mitigation measures that will permanently reduce or eliminate the long-term risk to human life and property from natural, technological, or human-caused disasters and their effects; and

WHEREAS, the Planning and Development Department, under the direction of the Director, successfully submitted for \$1,349,000 from the Fiscal Year (FY) 2024 Pre-Disaster Mitigation (PDM) Grant Program to assist with the \$2,088,000 in development cost.

NOW, THEREFORE, BE IT RESOLVED that the Board of Commissioners of the Huron-Clinton Metropolitan Authority does hereby accept the terms of the Agreement as received from the Federal Emergency Management Agency (FEMA) and is administered by the Michigan Department of State Police (MSP), Emergency Management and Homeland Security Division (EMHSD).

BE IT FURTHER RESOLVED that the Huron-Clinton Metropolitan Authority does hereby specifically agree, but not by way of limitation, as follows:

1. To appropriate all funds necessary to complete the project during the project period and to provide \$739,000 in cash outlay match for the DEPARTMENT in funding the project to assist with the \$2,088,000 development cost.
2. To maintain satisfactory financial accounts, documents, and records to make them available to the DEPARTMENT for auditing at reasonable times.
3. To complete the project and provide such funds, services and materials as may be necessary to satisfy the terms of said Agreement.
4. To comply with any and all terms of said Agreement including all terms not specifically set forth in the foregoing portions of this Resolution.”

AYES: Commissioners: _____

NAYS: Commissioners: _____

ABSTAIN: Commissioners: _____

ABSENT: Commissioners: _____

I hereby certify that the above is a true and correct copy of the Resolution adopted by the Huron-Clinton Metropolitan Authority, on Thursday, February 27, 2025.

Micaela Vasquez, Recording Secretary

HURON-CLINTON METROPARKS MONTHLY STATISTICS

January, 2025

PARK	MONTHLY VEHICLE ENTRIES				MONTHLY TOLL REVENUE			
	Current	Previous	Prev 3 Yr Avg	Change from Average	Current	Previous	Prev 3 Yr Avg	Change from Average
Lake St Clair	21,648	15,874	18,278	18%	\$ 129,712	\$ 80,564	\$ 99,089	31%
Wolcott Mill	2,247	1,921	2,086	8%	\$ 406	\$ 581	\$ 467	-13%
Stony Creek	18,287	17,110	19,932	-8%	\$ 103,798	\$ 115,108	\$ 139,435	-26%
Indian Springs	2,704	2,490	2,853	-5%	\$ 16,375	\$ 13,663	\$ 16,437	0%
Kensington	32,115	27,891	34,823	-8%	\$ 146,328	\$ 143,665	\$ 173,259	-16%
Huron Meadows	5,789	4,932	5,899	-2%	\$ 18,801	\$ 15,287	\$ 19,268	-2%
Hudson Mills	8,893	9,287	10,545	-16%	\$ 31,997	\$ 25,846	\$ 28,984	10%
Lower Huron/Willow/Oakwoods	27,798	26,533	29,455	-6%	\$ 31,793	\$ 29,201	\$ 39,680	-20%
Lake Erie	9,819	6,524	7,788	26%	\$ 43,205	\$ 34,769	\$ 41,008	5%
Monthly TOTALS	129,300	112,562	131,660	-2%	\$ 522,415	\$ 458,684	\$ 557,628	-6%

PARK	Y-T-D VEHICLE ENTRIES				Y-T-D TOLL REVENUE			
	Current	Previous	Prev 3 Yr Avg	Change from Average	Current	Previous	Prev 3 Yr Avg	Change from Average
Lake St Clair	21,648	15,874	20,933	3%	\$ 129,712	\$ 80,564	\$ 99,089	31%
Wolcott Mill	2,247	1,921	1,035	117%	\$ 406	\$ 581	\$ 467	-13%
Stony Creek	18,287	17,110	21,700	-16%	\$ 103,798	\$ 115,108	\$ 139,435	-26%
Indian Springs	2,704	2,490	2,441	11%	\$ 16,375	\$ 13,663	\$ 16,437	0%
Kensington	32,115	27,891	32,304	-1%	\$ 146,328	\$ 143,665	\$ 173,259	-16%
Huron Meadows	5,789	4,932	4,559	27%	\$ 18,801	\$ 15,287	\$ 19,268	-2%
Hudson Mills	8,893	9,287	7,316	22%	\$ 31,997	\$ 25,846	\$ 28,984	10%
Lower Huron/Willow/Oakwoods	27,798	26,533	25,262	10%	\$ 31,793	\$ 29,201	\$ 39,680	-20%
Lake Erie	9,819	6,524	6,302	56%	\$ 43,205	\$ 34,769	\$ 41,008	5%
Monthly TOTALS	129,300	112,562	121,852	6%	\$ 522,415	\$ 458,684	\$ 557,628	-6%

PARK	MONTHLY PARK REVENUE				Y-T-D PARK REVENUE			
	Current	Previous	Prev 3 Yr Avg	Change from Average	Current	Previous	Prev 3 Yr Avg	Change from Average
Lake St Clair	\$ 140,977	\$ 244,914	\$ 162,534	-13%	\$ 140,977	\$ 244,914	\$ 162,534	-13%
Wolcott Mill	\$ 6,131	\$ 6,452	\$ 7,907	-22%	\$ 6,131	\$ 6,452	\$ 7,907	-22%
Stony Creek	\$ 114,314	\$ 144,195	\$ 162,438	-30%	\$ 114,314	\$ 144,195	\$ 162,438	-30%
Indian Springs	\$ 24,504	\$ 22,023	\$ 26,996	-9%	\$ 24,504	\$ 22,023	\$ 26,996	-9%
Kensington	\$ 181,771	\$ 171,256	\$ 195,624	-7%	\$ 181,771	\$ 171,256	\$ 195,624	-7%
Huron Meadows	\$ 44,321	\$ 28,151	\$ 40,073	11%	\$ 44,321	\$ 28,151	\$ 40,073	11%
Hudson Mills	\$ 37,759	\$ 30,731	\$ 35,586	6%	\$ 37,759	\$ 30,731	\$ 35,586	6%
Lower Huron/Willow/Oakwoods	\$ 37,434	\$ 35,806	\$ 47,418	-21%	\$ 37,434	\$ 35,806	\$ 47,418	-21%
Lake Erie	\$ 44,113	\$ 34,962	\$ 41,542	6%	\$ 44,113	\$ 34,962	\$ 41,542	6%
Y-T-D TOTALS	\$ 631,324	\$ 718,490	\$ 720,117	-12%	\$ 631,324	\$ 718,490	\$ 720,117	-12%

District	Y-T-D Vehicle Entries by Management Unit				Y-T-D Total Revenue by Management Unit			
	Current	Previous	Prev 3 Yr Avg	Change from Average	Current	Previous	Prev 3 Yr Avg	Change from Average
Eastern	42,182	34,905	43,668	-3%	261,422	395,561	332,879	-21%
Western	49,501	44,600	46,620	6%	288,355	252,161	298,279	-3%
Southern	37,617	33,057	31,564	19%	81,547	70,768	88,960	-8%

HURON-CLINTON METROPARKS MONTHLY STATISTICS

January, 2025

GOLF THIS MONTH	MONTHLY ROUNDS				MONTHLY REVENUE			
	Current	Previous	Prev 3 Yr Avg	Change from Average	Current	Previous	Prev 3 Yr Avg	Change from Average
Stony Creek	0	0	0	-	\$ -	\$ -	\$ -	-
Indian Springs	0	0	0	-	\$ -	\$ -	\$ -	-
Kensington	0	0	0	-	\$ -	\$ -	\$ -	-
Huron Meadows	0	0	0	-	\$ -	\$ -	\$ -	-
Hudson Mills	0	0	0	-	\$ -	\$ -	\$ -	-
Willow	0	0	0	-	\$ -	\$ -	\$ -	-
Lake Erie	0	0	0	-	\$ -	\$ -	\$ -	-
Total Regulation	0	0	0	-	\$ -	\$ -	\$ -	-
LSC Par 3	0	0	0	-	\$ -	\$ -	\$ -	-
LSC Foot Golf	0	0	0	-	\$ -	\$ -	\$ -	-
Total Golf	0	0	0	-	\$ -	\$ -	\$ -	-

GOLF Y-T-D	GOLF ROUNDS Y-T-D				GOLF REVENUE Y-T-D			
	Current	Previous	Prev 3 Yr Avg	Change from Average	Current	Previous	Prev 3 Yr Avg	Change from Average
Stony Creek	0	0	0	-	\$ -	\$ -	\$ -	-
Indian Springs	0	0	0	-	\$ -	\$ -	\$ -	-
Kensington	0	0	0	-	\$ -	\$ -	\$ -	-
Huron Meadows	0	0	0	-	\$ -	\$ -	\$ -	-
Hudson Mills	0	0	0	-	\$ -	\$ -	\$ -	-
Willow	0	0	0	-	\$ -	\$ -	\$ -	-
Lake Erie	0	0	0	-	\$ -	\$ -	\$ -	-
Total Regulation	0	0	0	-	\$ -	\$ -	\$ -	-
LSC Par 3	0	0	0	-	\$ -	\$ -	\$ -	-
LSC Foot Golf	0	0	0	-	\$ -	\$ -	\$ -	-
Total Golf	0	0	0	-	\$ -	\$ -	\$ -	-

AQUATICS THIS MONTH	PATRONS THIS MONTH				MONTHLY REVENUE			
	Current	Previous	Prev 3 Yr Avg	Change from Average	Current	Previous	Prev 3 Yr Avg	Change from Average
Lake St. Clair	0	0	0	-	\$ -	\$ -	\$ -	-
Stony Creek Rip Slide	0	0	0	-	\$ -	\$ -	\$ -	-
KMP Splash	0	0	0	-	\$ -	\$ 260	\$ 87	-
Lower Huron	0	0	0	-	\$ -	\$ -	\$ -	-
Willow	0	0	0	-	\$ -	\$ -	\$ -	-
Lake Erie	0	0	0	-	\$ -	\$ -	\$ -	-
TOTALS	0	0	0	-	\$ -	\$ 260	\$ 87	-

AQUATICS Y-T-D	PATRONS Y-T-D				REVENUE Y-T-D			
	Current	Previous	Prev 3 Yr Avg	Change from Average	Current	Previous	Prev 3 Yr Avg	Change from Average
Lake St. Clair	0	0	0	-	\$ -	\$ -	\$ -	-
Stony Creek Rip Slide	0	0	0	-	\$ -	\$ -	\$ -	-
KMP Splash	0	0	0	-	\$ -	\$ 260	\$ 87	-
Lower Huron	0	0	0	-	\$ -	\$ -	\$ -	-
Willow	0	0	0	-	\$ -	\$ -	\$ -	-
Lake Erie	0	0	0	-	\$ -	\$ -	\$ -	-
TOTALS	0	0	0	-	\$ -	\$ 260	\$ 87	-

HURON-CLINTON METROPARKS MONTHLY STATISTICS

January, 2025

PARK	Seasonal Activities this Month				Monthly Revenue			
	Current	Previous	Prev 3 Yr Avg	Change from Average	Current	Previous	Prev 3 Yr Avg	Change from Average
Lake St. Clair								
Welsh Center	1	8	5	-79%	\$ 3,800	\$ 9,100	\$ 6,667	-43%
Shelters	14	24	19	-25%	\$ 4,250	\$ 4,225	\$ 4,200	1%
Boat Launches	0	4	2	-	\$ -	\$ -	\$ -	-
Marina	0	0	0	-	\$ -	\$ -	\$ -	-
Mini-Golf	0	0	0	-	\$ -	\$ -	\$ -	-
Stony Creek								
Disc Golf Daily	0	0	0	-	\$ -	\$ -	\$ -	-
Disc Golf Annual	5	6	7	-29%	\$ 300	\$ 360	\$ 420	-29%
Total Disc Golf	5	6	7	-29%	\$ 300	\$ 360	\$ 420	-29%
Shelters	25	28	28	-12%	\$ 5,638	\$ 6,300	\$ 6,438	-12%
Boat Rental	0	0	0	-	\$ -	\$ -	\$ -	-
Indian Springs								
Shelters	0	3	5	-	\$ -	\$ 600	\$ 892	-
Event Room	2	2	3	-33%	\$ 5,100	\$ 5,800	\$ 8,717	-41%
Kensington								
Disc Golf Daily	0	0	1	-	\$ -	\$ -	\$ 2	-
Disc Golf Annual	1	7	10	-90%	\$ 60	\$ 400	\$ 560	-89%
Total Disc Golf	1	7	10	-90%	\$ 60	\$ 400	\$ 562	-89%
Shelters	24	41	32	-25%	\$ 5,063	\$ 8,775	\$ 7,058	-28%
Boat Rental	0	0	0	-	\$ -	\$ -	\$ -	-
Huron Meadows								
Shelters	3	2	3	0%	\$ 400	\$ 400	\$ 400	0%
Hudson Mills								
Disc Golf Daily	100	137	117	-15%	\$ 300	\$ 411	\$ 351	-15%
Disc Golf Annual	20	10	15	30%	\$ 1,180	\$ 560	\$ 873	35%
Total Disc Golf	120	147	132	-9%	\$ 1,480	\$ 971	\$ 1,224	21%
Shelters	8	6	8	0%	\$ 1,500	\$ 1,500	\$ 1,500	0%
Canoe Rental	0	0	0	-	\$ -	\$ -	\$ -	-
Lower Huron / Willow / Oakwoods								
Disc Golf Daily	36	61	51	-30%	\$ 108	\$ 183	\$ 254	-57%
Disc Golf Annual	1	0	2	-50%	\$ 1,180	\$ 560	\$ 873	35%
Total Disc Golf	37	61	53	-31%	\$ 1,288	\$ 743	\$ 1,127	14%
Shelters	20	20	27	-25%	\$ 4,375	\$ 4,100	\$ 5,392	-19%
Lake Erie								
Shelters	3	0	0	-	\$ 700	\$ -	\$ -	-
Boat Launches	296	186	123	141%	\$ -	\$ -	\$ -	-
Marina	0	0	0	-	\$ -	\$ -	\$ 100	-

HURON-CLINTON METROPARKS MONTHLY STATISTICS

January, 2025

PARK	Seasonal Activities Y-T-D				Seasonal Revenue Y-T-D			
	Current	Previous	Prev 3 Yr Avg	Change from Average	Current	Previous	Prev 3 Yr Avg	Change from Average
Lake St. Clair								
Welsh Center	1	8	5	-79%	\$ 3,800	\$ 9,100	\$ 6,667	-43%
Shelters	14	24	19	-25%	\$ 4,250	\$ 4,225	\$ 4,200	1%
Boat Launches	0	4	2	-	\$ -	\$ -	\$ -	-
Marina	0	0	0	-	\$ -	\$ -	\$ -	-
Mini-Golf	0	0	0	-	\$ -	\$ -	\$ -	-
Stony Creek								
Disc Golf Daily	0	0	0	-	\$ -	\$ -	\$ -	-
Disc Annual	5	6	7	-29%	\$ 300	\$ 360	\$ 420	-29%
Total Disc Golf	5	6	7	-29%	\$ 300	\$ 360	\$ 420	-29%
Shelters	25	28	28	-12%	\$ 5,638	\$ 6,300	\$ 6,438	-12%
Boat Rental	0	0	0	-	\$ -	\$ -	\$ -	-
Boat Launches	22	12	22	0%	\$ -	\$ -	\$ -	-
Indian Springs								
Shelters	0	3	5	-	\$ -	\$ 600	\$ 892	-
Event Room	2	2	3	-33%	\$ 5,100	\$ 5,800	\$ 8,717	-41%
Kensington								
Disc Golf Daily	0	0	1	-	\$ -	\$ -	\$ 2	-
Disc Annual	1	7	10	-90%	\$ 60	\$ 400	\$ 560	-89%
Total Disc Golf	1	7	10	-90%	\$ 60	\$ 400	\$ 562	-89%
Shelters	24	41	32	-25%	\$ 5,063	\$ 8,775	\$ 7,058	-28%
Boat Rental	0	0	0	-	\$ -	\$ -	\$ -	-
Huron Meadows								
Shelters	3	2	3	0%	\$ 400	\$ 400	\$ 400	0%
Hudson Mills								
Disc Golf Daily	100	137	117	-15%	\$ 300	\$ 411	\$ 351	-15%
Disc Annual	20	10	15	30%	\$ 1,180	\$ 560	\$ 873	35%
Total Disc Golf	120	147	132	-9%	\$ 1,480	\$ 971	\$ 1,224	21%
Shelters	8	6	8	0%	\$ 1,500	\$ 1,500	\$ 1,500	0%
Canoe Rental	0	0	0	-	\$ -	\$ -	\$ -	-
Lower Huron / Willow / Oakwoods								
Disc Golf Daily	36	61	51	-30%	\$ 108	\$ 183	\$ 254	-57%
Disc Annual	1	0	2	-50%	\$ 40	\$ -	\$ 113	-65%
Total Disc Golf	37	61	53	-31%	\$ 148	\$ 183	\$ 367	-60%
Shelters	20	20	27	-25%	\$ 4,375	\$ 4,100	\$ 5,392	-19%
Lake Erie								
Shelters	3	0	0	-	\$ 700	\$ -	\$ -	-
Boat Launches	296	186	123	141%	\$ -	\$ -	\$ -	-
Marina	0	0	0	-	\$ -	\$ -	\$ 100	-

HURON-CLINTON METROPARKS MONTHLY STATISTICS

January, 2025

PARK	Cross Country Ski Rental this Month				Cross Country Ski Rental Y-T-D			
	Current	Previous	Prev 3 Yr Avg	Change from Average	Current	Previous	Prev 3 Yr Avg	Change from Average
Stony Creek	\$ 1,372	\$ 1,550	\$ 2,228	-38%	\$ 1,372	\$ 1,550	\$ 2,228	-38%
Kensington	\$ 1,776	\$ 4,789	\$ 5,081	-65%	\$ 1,776	\$ 4,789	\$ 5,081	-65%
Huron Meadows	\$ 23,824	\$ 12,494	\$ 19,937	19%	\$ 23,824	\$ 12,494	\$ 19,937	19%

PARK	Winter Sports this Month				Winter Sports Y-T-D			
	Current	Previous	Prev 3 Yr Avg	Change from Average	Current	Previous	Prev 3 Yr Avg	Change from Average
Lake St. Clair								
XC Skiers	0	0	1	-	0	0	1	-
Ice Skaters	10	35	92	-89%	10	35	92	-89%
Sledders	0	43	219	-	0	43	219	-
Ice Fishermen	5,775	985	1,478	291%	5,775	985	1,478	291%
Stony Creek								
XC Skiers	85	99	262	-68%	85	99	262	-68%
Ice Skaters	49	0	8	513%	49	0	8	513%
Sledders	163	57	169	-3%	163	57	169	-3%
Ice Fishermen	87	39	64	36%	87	39	64	36%
Indian Springs								
XC Skiers	0	202	148	-	0	202	148	-
Sledders	0	300	311	-	0	300	311	-
Kensington								
XC Skiers	258	471	302	-15%	258	471	519	-50%
Ice Skaters	0	3	0	-	0	3	22	-
Sledders	2,223	1,515	302	636%	2,223	1,515	1,693	31%
Ice Fishermen	116	0	9	1189%	116	0	47	147%
Huron Meadows								
XC Skiers	2,533	1,061	2,192	16%	2,533	1,061	2,192	16%
Ice Fishermen	0	0	0	-	0	0	0	-
Hudson Mills								
XC Skiers	0	150	143	-	0	150	143	-
Willow								
XC Skiers	2	3	9	-78%	2	3	9	-78%
Sledders	179	41	118	52%	179	41	118	52%
Lake Erie								
XC Skiers	0	0	8	-	0	0	8	-
Sledders	15	31	80	-81%	15	31	80	-81%
Ice Fishing	2,388	407	900	165%	2,388	407	900	165%

HURON-CLINTON METROPARKS MONTHLY STATISTICS

January, 2025

INTERPRETIVE FACILITIES								
PARK	Monthly Patrons Served				YTD Patrons Served			
	(total program participants and non-program visitors)				(total program participants and non-program visitors)			
	Current	Previous	Prev 3 Yr Avg	Change from Average	Current	Previous	Prev 3 Yr Avg	Change from Average
Lake St Clair	4,368	3,343	4,353	0%	4,368	3,343	4,353	0%
Wolcott Mill	2,082	1,701	2,032	2%	2,082	1,701	2,032	2%
Wolcott Farm	1,388	926	1,178	18%	1,388	926	1,178	18%
Stony Creek	0	8,840	5,875	-	0	8,840	5,875	-
Eastern Mobile Center	408	231	288	42%	408	231	288	42%
Indian Springs	1,918	1,282	1,832	5%	1,918	1,282	1,832	5%
Kens NC	17,584	15,629	19,138	-8%	17,584	15,629	19,138	-8%
Kens Farm	5,200	8,000	7,165	-27%	5,200	8,000	7,165	-27%
Western Mobile Center	317	265	399	-21%	317	11,198	7,323	-96%
Hudson Mills	4,026	2,559	3,052	32%	4,026	2,559	3,052	32%
Oakwoods	9,848	10,341	10,103	-3%	9,848	10,341	10,103	-3%
Lake Erie	11,608	10,968	11,353	2%	11,608	10,968	11,353	2%
Southern Mobile Center	821	1,592	1,178	-30%	821	1,592	1,178	-30%
Totals	59,568	65,677	67,947	-12%	59,568	76,610	74,871	-20%

PARK	Monthly Revenue				YTD Revenue			
	Current	Previous	Prev 3 Yr Avg	Change from Average	Current	Previous	Prev 3 Yr Avg	Change from Average
Lake St Clair	\$ 1,930	\$ 1,212	\$ 1,188	63%	\$ 1,930	\$ 1,212	\$ 1,188	63%
Wolcott Mill	\$ -	\$ -	\$ 248	-	\$ -	\$ -	\$ 248	-
Wolcott Farm	\$ 5,218	\$ 3,306	\$ 2,229	134%	\$ 5,218	\$ 3,306	\$ 2,229	134%
Wagon Rides	\$ -	\$ -	\$ -	-	\$ -	\$ -	\$ -	-
FARM TOTAL	\$ 5,893	\$ 5,853	\$ 6,103	-3%	\$ 5,893	\$ 5,853	\$ 6,103	-3%
Stony Creek	\$ 2,769	\$ 1,277	\$ 416	566%	\$ 2,769	\$ 1,277	\$ 416	566%
Eastern Mobile Center	\$ 1,475	\$ 1,275	\$ 867	70%	\$ 1,475	\$ 1,275	\$ 867	70%
Indian Springs	\$ 3,029	\$ 1,960	\$ 931	225%	\$ 3,029	\$ 1,960	\$ 931	225%
Kens NC	\$ 2,078	\$ 1,510	\$ 1,822	14%	\$ 2,078	\$ 1,510	\$ 1,822	14%
Kens Farm	\$ 1,358	\$ 1,653	\$ 1,124	21%	\$ 1,358	\$ 1,653	\$ 1,124	21%
Wagon Rides	\$ 56	\$ 122	\$ 252	-78%	\$ 56	\$ 122	\$ 252	-78%
FARM TOTAL	\$ 1,414	\$ 1,795	\$ 1,382	2%	\$ 1,414	\$ 1,795	\$ 1,382	2%
Western Mobile Center	\$ 250	\$ 350	\$ 1,058	-76%	\$ 250	\$ 350	\$ 1,058	-76%
Hudson Mills	\$ 1,715	\$ 905	\$ 1,750	-2%	\$ 1,715	\$ 905	\$ 1,750	-2%
Oakwoods	\$ 758	\$ 704	\$ 655	16%	\$ 758	\$ 704	\$ 655	16%
Lake Erie	\$ 278	\$ 293	\$ 546	-49%	\$ 278	\$ 293	\$ 546	-49%
Southern Mobile Center	\$ 450	\$ 1,063	\$ 920	-51%	\$ 450	\$ 1,063	\$ 920	-51%
Totals	\$ 22,039	\$ 18,197	\$ 17,886	23%	\$ 22,039	\$ 18,197	\$ 17,886	23%

BREAKDOWN OF ATTENDANCE	ON-SITE Programs and Attendance				OFF-SITE Programs and Attendance			
	CURRENT YEAR		PREVIOUS YEAR		CURRENT YEAR		PREVIOUS YEAR	
	Programs	Attendance	Programs	Attendance	Programs	Attendance	Programs	Attendance
Lake St Clair	15	249	10	131	4	100	1	40
Wolcott Mill	-	-	-	-	-	-	-	-
Wolcott Farm	7	253	2	29	4	97	-	-
Stony Creek	-	-	20	276	-	-	-	64
Eastern Mobile Center					6	222	5	111
Indian Springs	3	113	3	121	-	-	-	-
Kens NC	51	1,135	36	872	-	-	-	-
Kens Farm	29	595	24	428	-	-	-	-
Western Mobile Center					21	317	16	265
Hudson Mills	1	26	5	59	-	-	-	-
Oakwoods	11	148	13	202	-	-	3	149
Lake Erie	14	153	7	49	-	-	1	22
Southern Mobile Center					19	821	22	1,592
Totals	131	2,672	120	2,167	54	1,557	48	2,243

BREAKDOWN OF ATTENDANCE	OTHER VISITORS (Non-programs)	
	Current	Previous
Lake St Clair	4,019	3,172
Wolcott Mill	2,082	1,701
Wolcott Farm	1,038	897
Stony Creek	-	8,500
Indian Springs	1,805	1,161
Kens NC	16,449	14,757
Kens Farm	4,605	7,572
Hudson Mills	4,000	2,500
Oakwoods	9,700	9,990
Lake Erie	11,455	10,897
Totals	55,153	61,147

"ON-SITE" - Statistics includes both programs offered to the public and programs offered to school and scout groups.

"OFF-SITE" - Statistics includes outreach programs at schools, special events such as local fairs, or outdoor related trade shows.

"OTHER VISITORS" - Represents patrons to interpretive centers who visit to view exhibits, walk trails, and generally just enjoy the outdoors.